

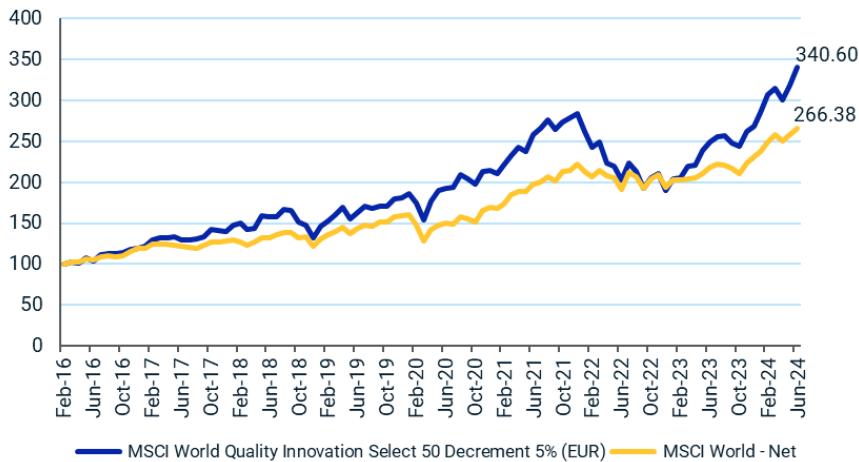
MSCI World Quality Innovation Select 50 Decrement 5% (EUR) Index

The MSCI World Quality Innovation Select 50 Decrement 5% (EUR) Index aims to represent net performance of the Index in EUR currency while applying a constant markdown ('synthetic dividend') of 5% on an annual basis, expressed as a percentage of net performance.

For a complete description of the index methodology, please see [Index methodology - MSCI](#)

Cumulative index performance

EUR RETURNS FEBRUARY 2016 – JUNE 2024



Annual performance (%)

YEAR	MSCI World Quality Innovation Select 50 Decrement 5% (EUR)	MSCI World - Net
2023	41.17	19.60
2022	-32.87	-12.78
2021	32.34	31.07
2020	18.78	6.33
2019	36.48	30.02
2018	-5.10	-4.11
2017	16.88	7.51

Index performance

EUR RETURNS (%) JUNE 28, 2024

INDEX	1 Month	3 Months	1 Year	Year to Date	ANNUALIZED RETURN			
					3 Years	5 Years	10 Years	Since Sep 28, 2007
MSCI World Quality Innovation Select 50 Decrement 5% (EUR)	6.97	8.33	36.96	26.65	9.76	15.84	-	15.84
MSCI World - Net	3.35	3.42	22.35	15.18	10.52	13.14	-	12.48

Index risk and return characteristics

(%) JUNE 28, 2024

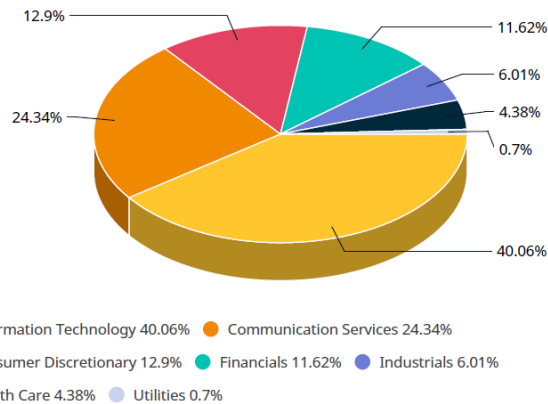
INDEX	ANNUALIZED STANDARD DEVIATION (%)			
	3 Years	5 Years	10 Years	Since Sep 28, 2007
MSCI World Quality Innovation Select 50 Decrement 5% (EUR)	19.74	19.40	-	18.03
MSCI World - Net	14.07	15.31	-	13.54

MSCI World Quality Innovation Select 50 Index

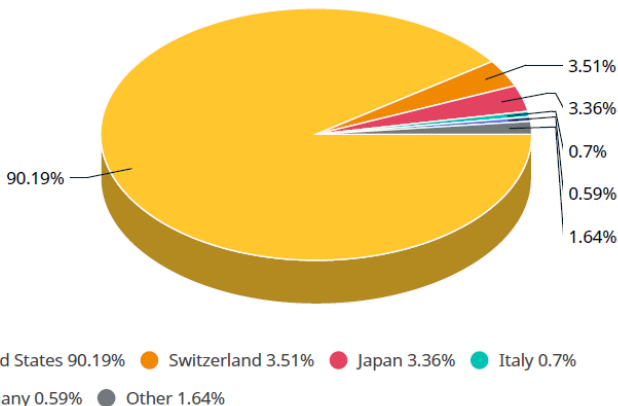
Top 10 constituents

	Sector	Index Wt. (%)
APPLE	Info Tech	10.59
META PLATFORMS A	Comm Svcs	10.50
AMAZON.COM	Cons Discr	10.21
MICROSOFT CORP	Info Tech	10.08
ALPHABET A	Comm Svcs	9.91
VISA A	Financials	5.13
MASTERCARD A	Financials	4.54
NETFLIX	Comm Svcs	3.61
SALESFORCE	Info Tech	3.08
ADOBE	Info Tech	3.08
Total		70.74

Sector Weights



Country Weights



ABOUT MSCl INC.

MSCI is a leading provider of critical decision support tools and services for the global investment community.

With over 50 years of expertise in research, data and technology, we power better investment decisions by enabling clients to understand and analyze key drivers of risk and return and confidently build more effective portfolios. We create industry-leading research-enhanced solutions that clients use to gain insight into and improve transparency across the investment process. To learn more, please visit www.msci.com.

The information contained herein (the "Information") may not be reproduced or disseminated in whole or in part without prior written permission from MSCI. The Information may not be used to verify or correct other data, to create indexes, risk models, or analytics, or in connection with issuing, offering, sponsoring, managing or marketing any securities, portfolios, financial products or other investment vehicles. Historical data and analysis should not be taken as an indication or guarantee of any future performance, analysis, forecast or prediction. None of the Information or MSCI index or other product or service constitutes an offer to buy or sell, or a promotion or recommendation of, any security, financial instrument or product or trading strategy. Further, none of the Information or any MSCI index is intended to constitute investment advice or a recommendation to make (or refrain from making) any kind of investment decision and may not be relied on as such. The Information is provided "as is" and the user of the Information assumes the entire risk of any use it may make or permit to be made of the Information. NONE OF MSCl INC. OR ANY OF ITS SUBSIDIARIES OR ITS OR THEIR DIRECT OR INDIRECT SUPPLIERS OR ANY THIRD PARTY INVOLVED IN THE MAKING OR COMPILING OF THE INFORMATION (EACH, AN "MSCI PARTY") MAKES ANY WARRANTIES OR REPRESENTATIONS AND, TO THE MAXIMUM EXTENT PERMITTED BY LAW, EACH MSCl PARTY HEREBY EXPRESSLY DISCLAIMS ALL IMPLIED WARRANTIES, INCLUDING WARRANTIES OF MERCHANTABILITY AND FITNESS FOR A PARTICULAR PURPOSE. WITHOUT LIMITING ANY OF THE FOREGOING AND TO THE MAXIMUM EXTENT PERMITTED BY LAW, IN NO EVENT SHALL ANY OF THE MSCl PARTIES HAVE ANY LIABILITY REGARDING ANY OF THE INFORMATION FOR ANY DIRECT, INDIRECT, SPECIAL, PUNITIVE, CONSEQUENTIAL (INCLUDING LOST PROFITS) OR ANY OTHER DAMAGES EVEN IF NOTIFIED OF THE POSSIBILITY OF SUCH DAMAGES. The foregoing shall not exclude or limit any liability that may not by applicable law be excluded or limited.

©2024 MSCI Inc. All rights reserved

