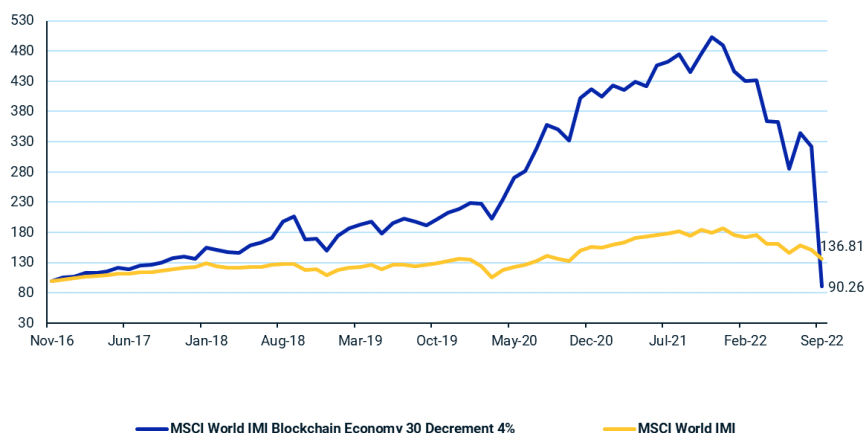


# MSCI World IMI Blockchain Economy 30 Decrement 4% Index

MSCI World IMI Blockchain Economy 30 Decrement 4% Index aims to represent the performance of top 30 companies, selected based on their Relevance Score and free float-adjusted market capitalization, from the MSCI World IMI Index which are also constituents of MSCI ACWI IMI Thematic Indexes.

## Cumulative index performance

USD RETURNS NOVEMBER 2016 – SEPTEMBER 2022



## Annual performance (%)

YEAR	MSCI World IMI Blockchain Economy 30 Decrement 4%	MSCI World IMI
2021	17.63	19.40
2020	90.28	14.09
2019	45.95	25.06
2018	9.76	-11.08
2017	29.67	20.22

## Index performance

USD RETURNS (%) SEPTEMBER 30, 2022

INDEX	1 Month	3 Months	ANNUALIZED RETURN				
			1 Year	Year to Date	3 Years	5 Years	Since Nov 30, 2016
MSCI World IMI Blockchain Economy 30 Decrement 4%	-71.97	-68.41	-79.73	-81.57	-22.27	-7.02	-1.74
MSCI World IMI	-9.58	-6.47	-21.56	-26.54	2.73	3.18	5.52

## Index risk and return characteristics

(%) SEPTEMBER 30, 2022

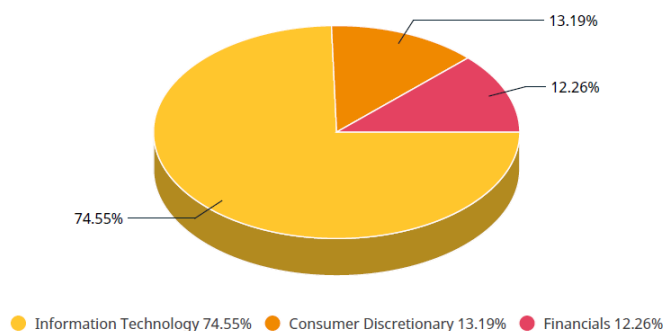
INDEX	ANNUALIZED STANDARD DEVIATION		
	3 Years	5 Years	Since Nov 30, 2016
MSCI World IMI Blockchain Economy 30 Decrement 4%	53.01	44.67	41.50
MSCI World IMI	20.33	17.84	16.60

## MSCI World IMI Blockchain Economy 30 Index

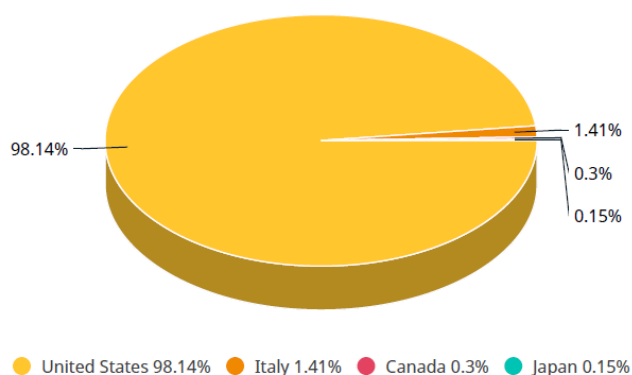
## Top 10 constituents

	Sector	Index Wt. (%)
MERCADOLIBRE	Cons Discr	13.19
PAYPAL HOLDINGS	Info Tech	12.88
VISA A	Info Tech	10.68
NVIDIA	Info Tech	8.29
COINBASE GLOBAL A	Financials	8.08
BLOCK	Info Tech	8.01
ADVANCED MICRO DEVICES	Info Tech	7.93
INTEL CORP	Info Tech	7.40
LATTICE SEMICONDUCTOR	Info Tech	7.08
MARQETA A	Info Tech	2.69
<b>Total</b>		<b>86.23</b>

## Sector Weights



## Country Weights



## Index Framework

The Decrement Indexes are constructed by applying a constant markdown ('synthetic dividend') to the corresponding MSCI World IMI Megatrend 30 Index levels on a daily basis, expressed as a percentage of performance, based on the MSCI Decrement Indexes methodology.

The Indexes are reviewed on a Semi-Annual basis in May and November to coincide with the May and November Semi-Annual Index Reviews of the Parent Index, and the changes are implemented at the end of May and November.

**For certain rebalances prior to January, 2018, some of the indexes have less than 30 constituents.**

This summary is provided for illustrative purposes only and does not include all material elements of the index or its methodology. For a complete description of the index methodology, please see [Index methodology - MSCI](#)

**ABOUT MSCI INC.**

MSCI is a leading provider of critical decision support tools and services for the global investment community.

With over 50 years of expertise in research, data and technology, we power better investment decisions by enabling clients to understand and analyze key drivers of risk and return and confidently build more effective portfolios. We create industry-leading research-enhanced solutions that clients use to gain insight into and improve transparency across the investment process. To learn more, please visit [www.msci.com](http://www.msci.com).

The information contained herein (the "Information") may not be reproduced or disseminated in whole or in part without prior written permission from MSCI. The Information may not be used to verify or correct other data, to create indexes, risk models, or analytics, or in connection with issuing, offering, sponsoring, managing or marketing any securities, portfolios, financial products or other investment vehicles. Historical data and analysis should not be taken as an indication or guarantee of any future performance, analysis, forecast or prediction. None of the Information or MSCI index or other product or service constitutes an offer to buy or sell, or a promotion or recommendation of, any security, financial instrument or product or trading strategy. Further, none of the Information or any MSCI index is intended to constitute investment advice or a recommendation to make (or refrain from making) any kind of investment decision and may not be relied on as such. The Information is provided "as is" and the user of the Information assumes the entire risk of any use it may make or permit to be made of the Information. NONE OF MSCI INC. OR ANY OF ITS SUBSIDIARIES OR ITS OR THEIR DIRECT OR INDIRECT SUPPLIERS OR ANY THIRD PARTY INVOLVED IN THE MAKING OR COMPILING OF THE INFORMATION (EACH, AN "MSCI PARTY") MAKES ANY WARRANTIES OR REPRESENTATIONS AND, TO THE MAXIMUM EXTENT PERMITTED BY LAW, EACH MSCI PARTY HEREBY EXPRESSLY DISCLAIMS ALL IMPLIED WARRANTIES, INCLUDING WARRANTIES OF MERCHANTABILITY AND FITNESS FOR A PARTICULAR PURPOSE. WITHOUT LIMITING ANY OF THE FOREGOING AND TO THE MAXIMUM EXTENT PERMITTED BY LAW, IN NO EVENT SHALL ANY OF THE MSCI PARTIES HAVE ANY LIABILITY REGARDING ANY OF THE INFORMATION FOR ANY DIRECT, INDIRECT, SPECIAL, PUNITIVE, CONSEQUENTIAL (INCLUDING LOST PROFITS) OR ANY OTHER DAMAGES EVEN IF NOTIFIED OF THE POSSIBILITY OF SUCH DAMAGES. The foregoing shall not exclude or limit any liability that may not be applicable law be excluded or limited.