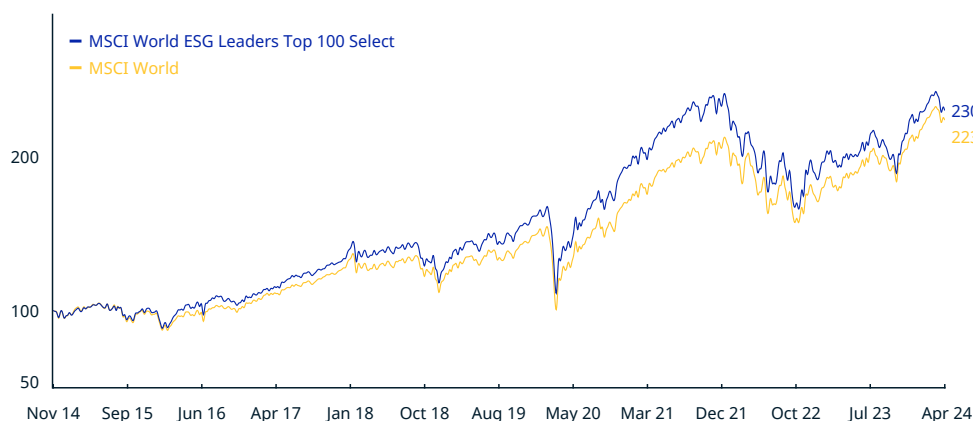


MSCI World ESG Leaders Top 100 Select Index (USD)

The MSCI World ESG Leaders Top 100 Select Index is an equally weighted index designed to represent the performance of Top 100 companies that are selected from the MSCI World Index ("Parent Index") based on Environmental, Social and Governance (ESG) criteria. These criteria exclude constituents based on involvement in specific business activities, as well as ESG ratings and exposure to ESG controversies. The Indexes are derived from the MSCI World Index and aim to achieve sector weights that reflect the sector weights of the corresponding Parent Index. The MSCI World ESG Leaders Index consists of Large and Mid cap companies in 23 Developed Markets Countries*. The Index construction targets 50% free float-adjusted market capitalization coverage of each Global Industry Classification Standard (GICS®) sector by selecting constituents primarily based on criteria including the ESG rating, the trend in that rating and the company's industry-adjusted ESG score. The Index ranks securities based on their Industry Adjusted ESG Scores and the bottom 20% are removed. It also applies liquidity criteria and all the securities selected for inclusion in the Index are assigned equal weights. The Index is a member of the MSCI ESG Leaders Index series.

For a complete description of the index methodology, please see [Index methodology - MSCI](#).

CUMULATIVE INDEX PERFORMANCE – NET RETURNS (USD) (NOV 2014 – APR 2024)



ANNUAL PERFORMANCE (%)

Year	MSCI World ESG Leaders Top 100 Select	MSCI World
2023	21.29	23.79
2022	-22.11	-18.14
2021	22.76	21.82
2020	21.04	15.90
2019	31.06	27.67
2018	-7.98	-8.71
2017	23.38	22.40
2016	9.72	7.51
2015	0.50	-0.87

INDEX PERFORMANCE – NET RETURNS (%) (APR 30, 2024)

	1 Mo	3 Mo	1 Yr	YTD	ANNUALIZED				Since Nov 25, 2014	FUNDAMENTALS (APR 30, 2024)			
					3 Yr	5 Yr	10 Yr			Div Yld (%)	P/E	P/E Fwd	P/BV
MSCI World ESG Leaders Top 100 Select	-5.12	0.78	14.50	1.48	2.50	9.53	na	9.24		2.16	20.28	16.50	3.04
MSCI World	-3.71	3.59	18.39	4.84	5.63	10.46	na	8.92		1.88	21.24	17.91	3.26

INDEX RISK AND RETURN CHARACTERISTICS (APR 30, 2024)

	Turnover (%) ¹	ANNUALIZED STD DEV (%) ²			SHARPE RATIO ^{2,3}			Since Nov 25, 2014	MAXIMUM DRAWDOWN	
		3 Yr	5 Yr	10 Yr	3 Yr	5 Yr	10 Yr		(%)	Period YYYY-MM-DD
MSCI World ESG Leaders Top 100 Select	75.16	18.91	19.03	na	0.08	0.47	na	0.53	33.07	2020-02-19–2020-03-23
MSCI World	2.29	17.08	18.17	na	0.25	0.53	na	0.53	34.03	2020-02-12–2020-03-23

¹ Last 12 months

² Based on monthly net returns data

³ Based on NY FED Overnight SOFR from Sep 1 2021 & on ICE LIBOR 1M prior that date

MSCI World ESG Leaders Top 100 Select Index (USD)

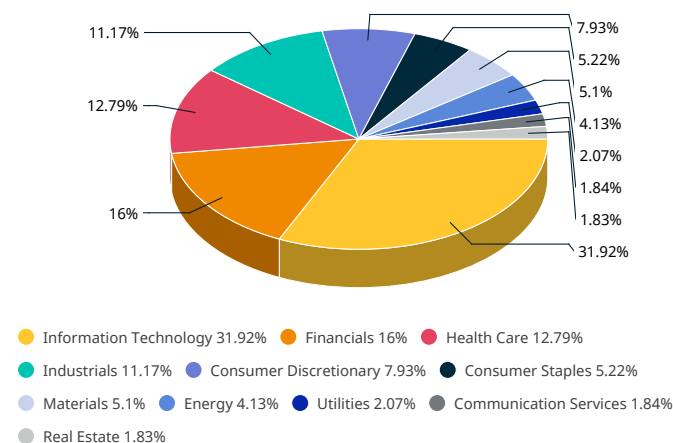
INDEX CHARACTERISTICS

MSCI World ESG Leaders Top 100 Select	
Number of Constituents	99
Mkt Cap (USD Millions)	
Index	10,114,843.65
Largest	135,076.23
Smallest	72,117.19
Average	102,170.14
Median	101,428.95

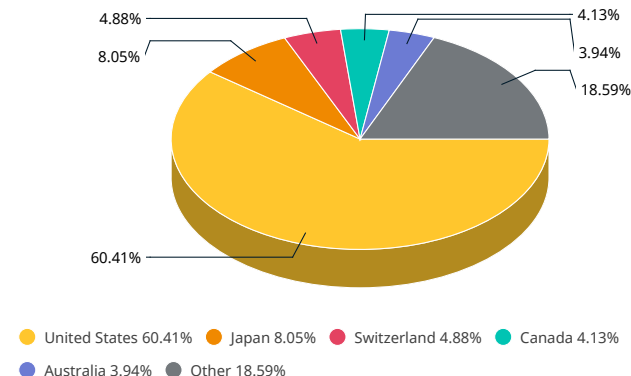
TOP 10 CONSTITUENTS

	Country	Float Adj Mkt Cap (USD Billions)	Index Wt. (%)	Sector
WESTERN DIGITAL	US	135.08	1.34	Info Tech
NETAPP	US	122.81	1.21	Info Tech
NVIDIA	US	122.54	1.21	Info Tech
TRANE TECHNOLOGIES	US	120.07	1.19	Industrials
3I GROUP	GB	119.57	1.18	Financials
DISCOVER FINANCIAL	US	118.12	1.17	Financials
HEWLETT PACKARD ENT CO	US	117.26	1.16	Info Tech
QUEST DIAGNOSTICS	US	114.76	1.13	Health Care
SYNCHRONY FINANCIAL	US	114.49	1.13	Financials
KBC GROUPE	BE	113.64	1.12	Financials
Total		1,198.32	11.85	

SECTOR WEIGHTS



COUNTRY WEIGHTS



The MSCI ESG Leaders Indexes are products of MSCI Inc. that utilize information such as company ratings and research produced and provided by MSCI ESG Research LLC (MSCI ESG Research), a subsidiary of MSCI Inc.

* Developed Markets countries include: Australia, Austria, Belgium, Canada, Denmark, Finland, France, Germany, Hong Kong, Ireland, Israel, Italy, Japan, Netherlands, New Zealand, Norway, Portugal, Singapore, Spain, Sweden, Switzerland, the UK and the US.

The MSCI World ESG Leaders Top 100 Select Index was launched on Jan 24, 2023. Data prior to the launch date is back-tested test (i.e. calculations of how the index might have performed over that time period had the index existed). There are frequently material differences between back-tested performance and actual results. Past performance – whether actual or back-tested – is no indication or guarantee of future performance.

ABOUT MSCI

MSCI is a leading provider of critical decision support tools and services for the global investment community. With over 45 years of expertise in research, data and technology, we power better investment decisions by enabling clients to understand and analyze key drivers of risk and return and confidently build more effective portfolios. We create industry-leading research-enhanced solutions that clients use to gain insight into and improve transparency across the investment process. To learn more, please visit www.msci.com.

The information contained herein (the "Information") may not be reproduced or disseminated in whole or in part without prior written permission from MSCI. The Information may not be used to verify or correct other data, to create indexes, risk models, or analytics, or in connection with issuing, offering, sponsoring, managing or marketing any securities, portfolios, financial products or other investment vehicles. Historical data and analysis should not be taken as an indication or guarantee of any future performance, analysis, forecast or prediction. None of the Information or MSCI index or other product or service constitutes an offer to buy or sell, or a promotion or recommendation of, any security, financial instrument or product or trading strategy. Further, none of the Information or any MSCI index is intended to constitute investment advice or a recommendation to make (or refrain from making) any kind of investment decision and may not be relied on as such. The Information is provided "as is" and the user of the Information assumes the entire risk of any use it may make or permit to be made of the Information. NONE OF MSCI INC. OR ANY OF ITS SUBSIDIARIES OR ITS OR THEIR DIRECT OR INDIRECT SUPPLIERS OR ANY THIRD PARTY INVOLVED IN THE MAKING OR COMPILING OF THE INFORMATION (EACH, AN "MSCI PARTY") MAKES ANY WARRANTIES OR REPRESENTATIONS AND, TO THE MAXIMUM EXTENT PERMITTED BY LAW, EACH MSCI PARTY HEREBY EXPRESSLY DISCLAIMS ALL IMPLIED WARRANTIES, INCLUDING WARRANTIES OF MERCHANTABILITY AND FITNESS FOR A PARTICULAR PURPOSE. WITHOUT LIMITING ANY OF THE FOREGOING AND TO THE MAXIMUM EXTENT PERMITTED BY LAW, IN NO EVENT SHALL ANY OF THE MSCI PARTIES HAVE ANY LIABILITY REGARDING ANY OF THE INFORMATION FOR ANY DIRECT, INDIRECT, SPECIAL, PUNITIVE, CONSEQUENTIAL (INCLUDING LOST PROFITS) OR ANY OTHER DAMAGES EVEN IF NOTIFIED OF THE POSSIBILITY OF SUCH DAMAGES. The foregoing shall not exclude or limit any liability that may not by applicable law be excluded or limited.

© 2024 MSCI Inc. All rights reserved.

