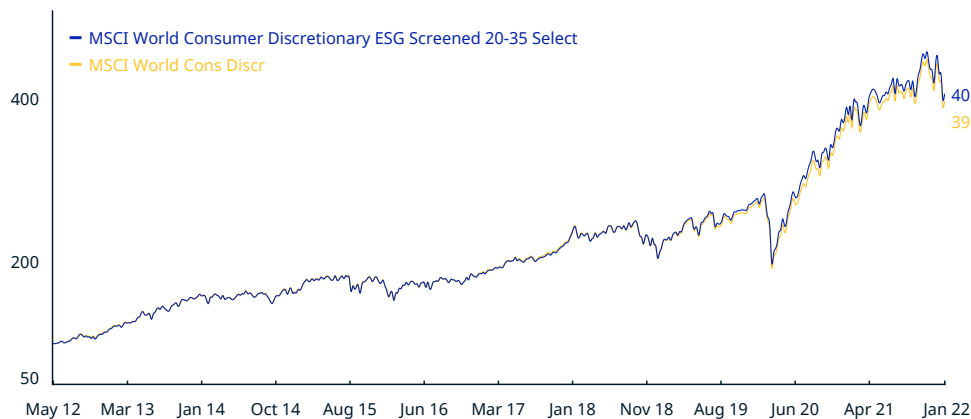


MSCI World Consumer Discretionary ESG Screened 20-35 Select Index (USD)

The MSCI World Consumer Discretionary ESG Screened 20-35 Select Index is based on the MSCI World Consumer Discretionary Index, its parent index, and includes large and mid-cap securities across 23 Developed Markets (DM) countries*. The index excludes companies from the parent index that are associated with controversial, civilian, conventional and nuclear weapons and tobacco, that derive revenues from thermal coal and oil sands extraction and that are not compliant with the United Nations Global Compact principles. Further, the companies are required to have an MSCI ESG Rating of 'B' or above to be eligible for inclusion in the index. All securities in the index are classified in the Consumer Discretionary sector as per the Global Industry Classification Standard (GICS®). The index is weighted in accordance with the MSCI Capped Indexes methodology, such that the largest group entity within each Index is capped at 35% while all other group entities are capped at 20%, with a buffer of 10% applied on these limits at each index rebalancing.

CUMULATIVE INDEX PERFORMANCE – NET RETURNS (USD) (MAY 2012 – JAN 2022)



ANNUAL PERFORMANCE (%)

Year	MSCI World Consumer Discretionary ESG Screened 20-35 Select	MSCI World Cons Discr
2021	17.24	17.93
2020	38.60	36.62
2019	27.81	26.57
2018	-4.50	-5.51
2017	23.16	23.69
2016	3.24	3.14
2015	5.73	5.48
2014	3.59	3.93
2013	39.84	39.24

INDEX PERFORMANCE – NET RETURNS (%) (JAN 31, 2022)

	1 Mo	3 Mo	1 Yr	YTD	ANNUALIZED				Since May 31, 2012
					3 Yr	5 Yr	10 Yr		
MSCI World Consumer Discretionary ESG Screened 20-35 Select	-8.40	-8.13	8.24	-8.40	20.39	16.79	na		15.56
MSCI World Cons Discr	-8.43	-8.20	8.61	-8.43	19.60	16.11	na		15.29

FUNDAMENTALS (JAN 31, 2022)

Div Yld (%)	P/E	P/E Fwd	P/BV
0.89	26.98	22.46	4.81
0.90	27.22	22.60	4.74

INDEX RISK AND RETURN CHARACTERISTICS (MAY 31, 2012 – JAN 31, 2022)

	Beta	Tracking Error (%)	Turnover (%) ¹	ANNUALIZED STD DEV (%) ²			SHARPE RATIO ^{2,3}			Since May 31, 2012	MAXIMUM DRAWDOWN (%)	Period YYYY-MM-DD
				3 Yr	5 Yr	10 Yr	3 Yr	5 Yr	10 Yr			
MSCI World Consumer Discretionary ESG Screened 20-35 Select	1.00	0.69	6.94	20.94	18.21	na	0.95	0.88	na	0.97	33.03	2020-02-19–2020-03-18
MSCI World Cons Discr	1.00	0.00	4.58	21.19	18.37	na	0.91	0.84	na	0.95	33.82	2020-02-12–2020-03-18

¹ Last 12 months ² Based on monthly net returns data ³ Based on NY FED Overnight SOFR from Sep 1 2021 & on ICE LIBOR 1M prior that date

* DM countries include: Australia, Austria, Belgium, Canada, Denmark, Finland, France, Germany, Hong Kong, Ireland, Israel, Italy, Japan, Netherlands, New Zealand, Norway, Portugal, Singapore, Spain, Sweden, Switzerland, the UK and the US.

The MSCI World Consumer Discretionary ESG Screened 20-35 Select Index was launched on Feb 14, 2022. Data prior to the launch date is back-tested data (i.e. calculations of how the index might have performed over that time period had the index existed). There are frequently material differences between back-tested performance and actual results. Past performance – whether actual or back-tested – is no indication or guarantee of future performance.

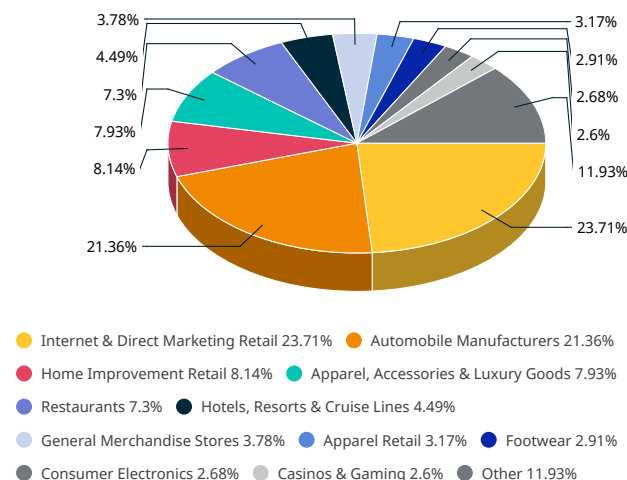
INDEX CHARACTERISTICS

	MSCI World Consumer Discretionary ESG Screened 20-35 Select	MSCI World Cons Discr
Number of Constituents	166	170
	Weight (%)	
Largest	19.79	19.48
Smallest	0.03	0.03
Average	0.60	0.59
Median	0.21	0.20

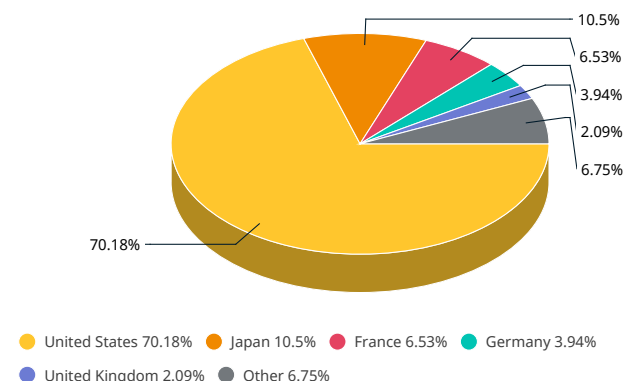
TOP 10 CONSTITUENTS

	Country	Index Wt. (%)	Parent Index Wt. (%)
AMAZON.COM	US	19.79	19.48
TESLA	US	11.44	11.26
HOME DEPOT	US	5.62	5.53
LVMH MOET HENNESSY	FR	3.26	3.21
TOYOTA MOTOR CORP	JP	3.00	2.95
MCDONALD'S CORP	US	2.81	2.77
NIKE B	US	2.75	2.70
LOWE'S COS	US	2.39	2.35
SONY GROUP CORP	JP	2.02	1.99
STARBUCKS CORP	US	1.68	1.66
Total		54.76	53.90

SUB-INDUSTRY WEIGHTS



COUNTRY WEIGHTS



INDEX METHODOLOGY

The MSCI World Sector ESG Screened 20-35 Select Indexes aim to represent the performance of an investment strategy that excludes companies from the parent index that are involved in business activities of Controversial Weapons, Nuclear Weapons, Civilian Firearms, Tobacco, Thermal Coal, Oil Sands, and Conventional Weapons. In addition to the above, companies that fail to comply with the United Nations Global Compact Principles are also excluded from the MSCI ESG Screened Indexes. Further, the companies are required to have an MSCI ESG Rating of 'B' or above to be eligible for inclusion in the MSCI World Sector ESG Screened 20-35 Select Indexes. The index is weighted in accordance with the MSCI Capped Indexes methodology, such that the largest group entity within each Index is capped at 35% while all other group entities are capped at 20%, with a buffer of 10% applied on these limits at each index rebalancing. The index is reviewed in February, May, August and November, coinciding with the quarterly and semiannually index reviews of MSCI Global Investable Market Indexes. The MSCI World Sector ESG Screened 20-35 Select Indexes are also reviewed monthly on an "as needed" basis. This means that an MSCI World Sector ESG Screened 20-35 Select Indexes are rebalanced at the end of every month on which the 35% and 20% constraints (without the buffer) are breached. Such "as needed" rebalancings ensure that the index remains within the specified weight limits at the beginning of every month.

ABOUT MSCI

MSCI is a leading provider of critical decision support tools and services for the global investment community. With over 45 years of expertise in research, data and technology, we power better investment decisions by enabling clients to understand and analyze key drivers of risk and return and confidently build more effective portfolios. We create industry-leading research-enhanced solutions that clients use to gain insight into and improve transparency across the investment process. To learn more, please visit www.msci.com.

The information contained herein (the "Information") may not be reproduced or disseminated in whole or in part without prior written permission from MSCI. The Information may not be used to verify or correct other data, to create indexes, risk models, or analytics, or in connection with issuing, offering, sponsoring, managing or marketing any securities, portfolios, financial products or other investment vehicles. Historical data and analysis should not be taken as an indication or guarantee of any future performance, analysis, forecast or prediction. None of the Information or MSCI index or other product or service constitutes an offer to buy or sell, or a promotion or recommendation of, any security, financial instrument or product or trading strategy. Further, none of the Information or any MSCI index is intended to constitute investment advice or a recommendation to make (or refrain from making) any kind of investment decision and may not be relied on as such. The Information is provided "as is" and the user of the Information assumes the entire risk of any use it may make or permit to be made of the Information. NONE OF MSCI INC. OR ANY OF ITS SUBSIDIARIES OR ITS OR THEIR DIRECT OR INDIRECT SUPPLIERS OR ANY THIRD PARTY INVOLVED IN THE MAKING OR COMPILING OF THE INFORMATION (EACH, AN "MSCI PARTY") MAKES ANY WARRANTIES OR REPRESENTATIONS AND, TO THE MAXIMUM EXTENT PERMITTED BY LAW, EACH MSCI PARTY HEREBY EXPRESSLY DISCLAIMS ALL IMPLIED WARRANTIES, INCLUDING WARRANTIES OF MERCHANTABILITY AND FITNESS FOR A PARTICULAR PURPOSE. WITHOUT LIMITING ANY OF THE FOREGOING AND TO THE MAXIMUM EXTENT PERMITTED BY LAW, IN NO EVENT SHALL ANY OF THE MSCI PARTIES HAVE ANY LIABILITY REGARDING ANY OF THE INFORMATION FOR ANY DIRECT, INDIRECT, SPECIAL, PUNITIVE, CONSEQUENTIAL (INCLUDING LOST PROFITS) OR ANY OTHER DAMAGES EVEN IF NOTIFIED OF THE POSSIBILITY OF SUCH DAMAGES. The foregoing shall not exclude or limit any liability that may not be applicable law be excluded or limited.