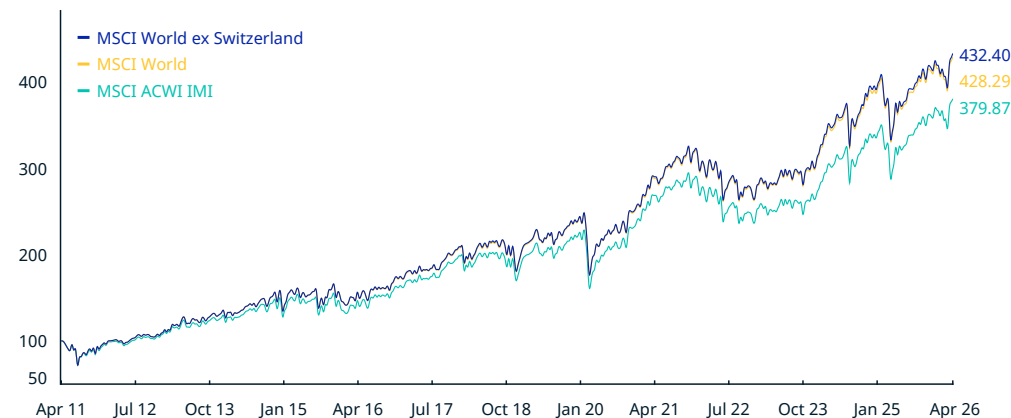


MSCI World ex Switzerland Index (CHF)

The MSCI World ex Switzerland Index captures large and mid cap representation across 22 of 23 Developed Markets countries* (excluding Switzerland). With 1,270 constituents, the index covers approximately 85% of the free float-adjusted market capitalization in each country.

For a complete description of the index methodology, please see [Index methodology - MSCI](#).

CUMULATIVE INDEX PERFORMANCE – GROSS RETURNS (CHF) (APR 2011 – APR 2026)



ANNUAL PERFORMANCE (%)

Year	MSCI World ex Switzerland	MSCI World	MSCI ACWI IMI
2025	6.04	6.30	7.18
2024	28.94	28.34	25.87
2023	13.38	13.18	11.15
2022	-16.47	-16.46	-16.74
2021	26.18	26.11	22.37
2020	6.44	6.34	6.63
2019	25.97	26.13	24.79
2018	-7.14	-7.14	-8.56
2017	17.97	18.00	19.45
2016	10.27	9.81	10.64
2015	0.36	0.42	-0.95
2014	18.08	17.88	16.60
2013	23.74	23.75	20.65
2012	13.90	14.08	14.57

INDEX PERFORMANCE – GROSS RETURNS (%) (APR 30, 2026)

	1 Mo	3 Mo	1 Yr	YTD	ANNUALIZED				Since May 31, 1994
					3 Yr	5 Yr	10 Yr		
MSCI World ex Switzerland	6.76	5.18	23.71	4.53	15.37	8.48	11.02	6.91	
MSCI World	6.70	5.10	23.41	4.46	15.15	8.41	10.94	6.93	
MSCI ACWI IMI	7.21	5.43	25.79	5.86	15.00	7.37	10.28	6.58	

FUNDAMENTALS (APR 30, 2026)

Div Yld (%)	P/E	P/E Fwd	P/BV
1.53	24.53	19.40	4.00
1.56	24.39	19.36	4.00
1.66	23.82	17.91	3.40

INDEX RISK AND RETURN CHARACTERISTICS (APR 30, 2026)

	Turnover (%) ¹	ANNUALIZED STD DEV (%) ²			SHARPE RATIO ^{2,3}			Since May 31, 1994	MAXIMUM DRAWDOWN	
		3 Yr	5 Yr	10 Yr	3 Yr	5 Yr	10 Yr		(%)	Period YYYY-MM-DD
MSCI World ex Switzerland	2.31	11.28	13.43	14.09	1.26	0.65	0.83	na	60.51	2000-08-31–2009-03-09
MSCI World	2.30	11.13	13.29	13.92	1.26	0.65	0.83	na	59.88	2000-08-31–2009-03-09
MSCI ACWI IMI	1.89	10.99	12.97	13.79	1.26	0.58	0.80	0.43	58.63	2007-10-12–2009-03-09

¹ Last 12 months

² Based on monthly gross returns data

³ Based on Six Overnight SARON from Sep 1 2021 & on ICE LIBOR 1M prior that date

MSCI World ex Switzerland Index (CHF)

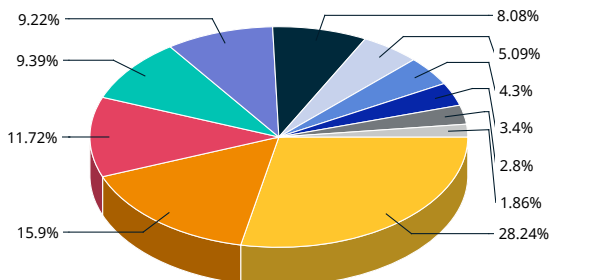
INDEX CHARACTERISTICS

MSCI World ex Switzerland	
Number of Constituents	1,270
Mkt Cap (CHF Millions)	
Index	66,558,614.72
Largest	3,792,591.36
Smallest	88.94
Average	52,408.36
Median	17,808.80

TOP 10 CONSTITUENTS

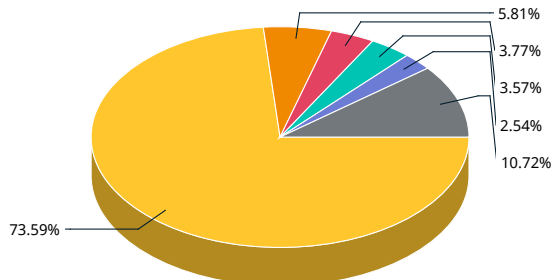
	Float Adj Mkt Cap (CHF Billions)	Index Wt. (%)	Sector
NVIDIA	3,792.59	5.70	Info Tech
APPLE	3,119.04	4.69	Info Tech
MICROSOFT CORP	2,251.71	3.38	Info Tech
AMAZON.COM	1,994.38	3.00	Cons Discr
ALPHABET A	1,751.36	2.63	Comm Srvc
BROADCOM	1,470.40	2.21	Info Tech
ALPHABET C	1,453.55	2.18	Comm Srvc
META PLATFORMS A	1,042.39	1.57	Comm Srvc
TESLA	843.71	1.27	Cons Discr
JPMORGAN CHASE & CO	666.85	1.00	Financials
Total	18,385.97	27.62	

SECTOR WEIGHTS



- Information Technology 28.24%
- Financials 15.9%
- Industrials 11.72%
- Consumer Discretionary 9.39%
- Communication Services 9.22%
- Health Care 8.08%
- Consumer Staples 5.09%
- Energy 4.3%
- Materials 3.4%
- Utilities 2.8%
- Real Estate 1.86%

COUNTRY WEIGHTS



- United States 73.59%
- Japan 5.81%
- United Kingdom 3.77%
- Canada 3.57%
- France 2.54%
- Other 10.72%

* Developed Markets countries include: Austria, Australia, Belgium, Canada, Denmark, Finland, France, Germany, Hong Kong, Ireland, Israel, Italy, Japan, Netherlands, New Zealand, Norway, Portugal, Singapore, Spain, Sweden, the UK and the US.

ABOUT MSCI

MSCI (NYSE: MSCI Inc.) strengthens global markets by connecting participants across the financial ecosystem with a common language. Our research-based data, analytics and indexes, supported by advanced technology, set standards for global investors and help our clients understand risks and opportunities so they can make better decisions and unlock innovation. We serve asset managers and owners, private-market sponsors and investors, hedge funds, wealth managers, banks, insurers and corporates. To learn more, please visit www.msci.com.

The data, data feeds, databases, reports, text, graphs, charts, images, videos, recordings, models, metrics, analytics, indexes, assessments, ratings, scores, software, websites, products, services and other information delivered in connection with this notice (the "Information"): (a) are proprietary information of MSCI and its suppliers, (b) may not be used for commercial purposes without prior written permission from MSCI Inc. or its affiliates ("MSCI"), and (c) are not investment advice and must not be relied on as such. The Information and its use are further subject to the disclaimer at <https://www.msci.com/legal/notice-and-disclaimer>. As detailed therein, MSCI AND ITS SUPPLIERS MAKE NO EXPRESS OR IMPLIED WARRANTIES OF MERCHANTABILITY, FITNESS FOR A PARTICULAR PURPOSE OR OTHERWISE WITH RESPECT TO THE INFORMATION HEREIN AND DISCLAIM ALL LIABILITY TO THE MAXIMUM EXTENT PERMITTED BY LAW. For information about how MSCI collects and uses personal data, refer to <https://www.msci.com/privacy-pledge>.

© 2026 MSCI Inc. All rights reserved.

