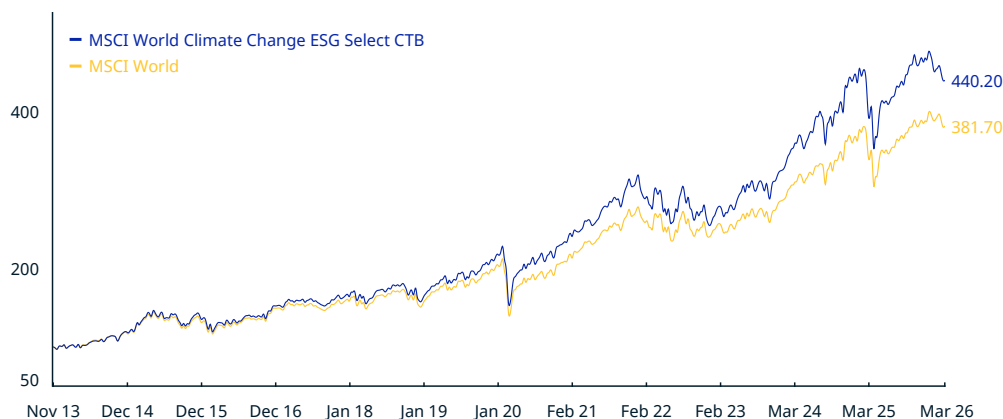


MSCI World Climate Change ESG Select CTB Index (EUR)

The MSCI World Climate Change ESG Select CTB Index is based on the MSCI World Index, its parent index, and includes large and mid-cap securities across 23 Developed Markets (DM)* countries. The index aims to incorporate additional business exclusion screens including Nuclear Weapons, Tobacco, Thermal Coal, Nuclear Power and Unconventional Oil & Gas. Additionally, companies that not in compliance with the United Nations Global Compact principles are also excluded from the index. Only companies rated BB and above are eligible for inclusion in the index. The index is finally diversified by capping issuers in the index at 10%.

For a complete description of the index methodology, please see [Index methodology - MSCI](#).

CUMULATIVE INDEX PERFORMANCE – NET RETURNS (EUR) (NOV 2013 – MAR 2026)



ANNUAL PERFORMANCE (%)

Year	MSCI World Climate Change ESG Select CTB	MSCI World
2025	5.93	6.77
2024	35.16	26.60
2023	27.45	19.60
2022	-18.50	-12.78
2021	33.40	31.07
2020	12.01	6.33
2019	32.21	30.02
2018	-3.34	-4.11
2017	9.36	7.51
2016	9.33	10.73
2015	13.07	10.42
2014	20.24	19.50

INDEX PERFORMANCE – NET RETURNS (%) (MAR 31, 2026)

	1 Mo	3 Mo	1 Yr	YTD	ANNUALIZED				Since Nov 26, 2013
					3 Yr	5 Yr	10 Yr		
MSCI World Climate Change ESG Select CTB	-4.07	-5.69	11.28	-5.69	16.19	11.55	12.98	12.75	
MSCI World	-4.05	-1.71	11.47	-1.71	14.51	10.71	11.68	11.46	

FUNDAMENTALS (MAR 31, 2026)

Div Yld (%)	P/E	P/E Fwd	P/BV
1.44	24.17	18.98	4.22
1.68	22.70	18.25	3.71

INDEX RISK AND RETURN CHARACTERISTICS (NOV 26, 2013 – MAR 31, 2026)

	Beta	Tracking Error (%)	Turnover (%) ¹	ANNUALIZED STD DEV (%) ²			SHARPE RATIO ^{2,3}			Since Nov 26, 2013	MAXIMUM DRAWDOWN	
				3 Yr	5 Yr	10 Yr	3 Yr	5 Yr	10 Yr		(%)	Period YYYY-MM-DD
MSCI World Climate Change ESG Select CTB	1.05	2.74	17.74	13.39	15.23	14.38	0.97	0.68	0.88	0.89	32.48	2020-02-19–2020-03-23
MSCI World	1.00	0.00	2.30	10.94	12.99	13.28	1.03	0.71	0.85	0.85	33.76	2020-02-19–2020-03-23

¹ Last 12 months

² Based on monthly net returns data

³ Based on EMMI EURIBOR 1M from Sep 1 2021 & on ICE LIBOR 1M prior that date

MSCI World Climate Change ESG Select CTB Index (EUR)

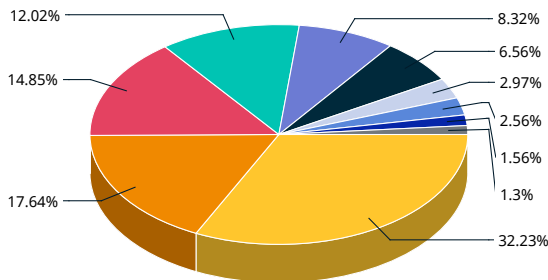
INDEX CHARACTERISTICS

	MSCI World Climate Change ESG Select CTB	MSCI World
Number of Constituents	1,049	1,311
	Weight (%)	
Largest	7.53	5.32
Smallest	0.00	0.00
Average	0.10	0.08
Median	0.03	0.03

TOP 10 CONSTITUENTS

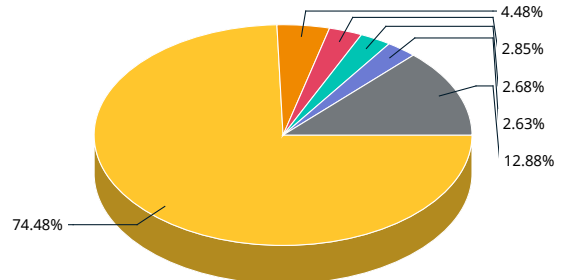
	Index Wt. (%)	Parent Index Wt. (%)	Sector
NVIDIA	7.53	5.32	Info Tech
APPLE	6.77	4.69	Info Tech
TESLA	5.74	1.32	Cons Discr
AMAZON.COM	3.89	2.52	Cons Discr
BROADCOM	2.64	1.75	Info Tech
ALPHABET A	2.56	2.10	Comm Svcs
ALPHABET C	2.14	1.75	Comm Svcs
ADVANCED MICRO DEVICES	1.56	0.42	Info Tech
LILLY (ELI) & COMPANY	1.43	0.93	Health Care
JPMORGAN CHASE & CO	1.18	1.01	Financials
Total	35.45	21.81	

SECTOR WEIGHTS



- Information Technology 32.23%
- Financials 17.64%
- Consumer Discretionary 14.85%
- Health Care 12.02%
- Communication Services 8.32%
- Industrials 6.56%
- Real Estate 2.97%
- Consumer Staples 2.56%
- Utilities 1.56%
- Materials 1.3%

COUNTRY WEIGHTS



- United States 74.48%
- Japan 4.48%
- United Kingdom 2.85%
- Switzerland 2.68%
- Canada 2.63%
- Other 12.88%

* DM countries include: Australia, Austria, Belgium, Canada, Denmark, Finland, France, Germany, Hong Kong, Ireland, Israel, Italy, Japan, Netherlands, New Zealand, Norway, Portugal, Singapore, Spain, Sweden, Switzerland, the UK and the US.

The MSCI World Climate Change ESG Select CTB Index was launched on Dec 13, 2019. Data prior to the launch date is back-tested test (i.e. calculations of how the index might have performed over that time period had the index existed). There are frequently material differences between back-tested performance and actual results. Past performance – whether actual or back-tested – is no indication or guarantee of future performance.

ABOUT MSCI

MSCI (NYSE: MSCI Inc.) strengthens global markets by connecting participants across the financial ecosystem with a common language. Our research-based data, analytics and indexes, supported by advanced technology, set standards for global investors and help our clients understand risks and opportunities so they can make better decisions and unlock innovation. We serve asset managers and owners, private-market sponsors and investors, hedge funds, wealth managers, banks, insurers and corporates. To learn more, please visit www.msci.com.

The data, data feeds, databases, reports, text, graphs, charts, images, videos, recordings, models, metrics, analytics, indexes, assessments, ratings, scores, software, websites, products, services and other information delivered in connection with this notice (the "Information"): (a) are proprietary information of MSCI and its suppliers, (b) may not be used for commercial purposes without prior written permission from MSCI Inc. or its affiliates ("MSCI"), and (c) are not investment advice and must not be relied on as such. The Information and its use are further subject to the disclaimer at <https://www.msci.com/legal/notice-and-disclaimer>. As detailed therein, MSCI AND ITS SUPPLIERS MAKE NO EXPRESS OR IMPLIED WARRANTIES OF MERCHANTABILITY, FITNESS FOR A PARTICULAR PURPOSE OR OTHERWISE WITH RESPECT TO THE INFORMATION HEREIN AND DISCLAIM ALL LIABILITY TO THE MAXIMUM EXTENT PERMITTED BY LAW. For information about how MSCI collects and uses personal data, refer to <https://www.msci.com/privacy-pledge>.

© 2026 MSCI Inc. All rights reserved.

