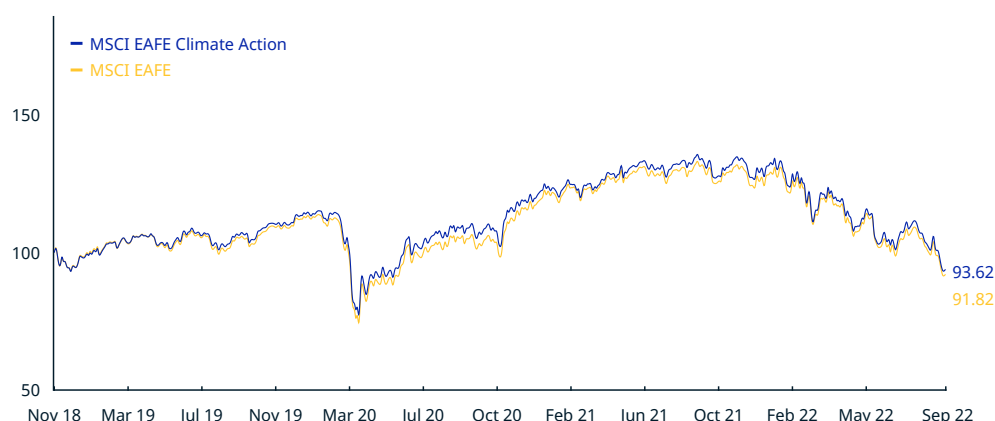


MSCI EAFE Climate Action Index (USD)

The MSCI EAFE Climate Action Index is designed to represent the performance of companies that have been assessed to lead their sector peers in terms of their positioning and actions relative to a climate transition. MSCI Climate Action Indexes use MSCI ESG Business Involvement Screening Research and MSCI Climate Change Metrics to identify companies that are involved in the following business activities such as Controversial Weapons, Tobacco, Thermal Coal Mining, Oil Sands and Nuclear Weapons.

CUMULATIVE INDEX PERFORMANCE – PRICE RETURNS (USD) (NOV 2018 – SEP 2022)



ANNUAL PERFORMANCE (%)

Year	MSCI EAFE Climate Action	MSCI EAFE
2021	9.09	8.78
2020	6.70	5.43
2019	20.13	18.44

INDEX PERFORMANCE – PRICE RETURNS (%) (SEP 30, 2022)

					ANNUALIZED			
	1 Mo	3 Mo	1 Yr	YTD	3 Yr	5 Yr	10 Yr	Since Nov 30, 2018
MSCI EAFE Climate Action	-9.39	-9.95	-26.88	-29.40	-4.06	na	na	-1.70
MSCI EAFE	-9.73	-10.01	-27.17	-28.88	-4.19	na	na	-2.20

FUNDAMENTALS (SEP 30, 2022)

Div Yld (%)	P/E	P/E Fwd	P/BV
3.25	14.76	12.40	1.70
3.58	12.99	10.98	1.51

INDEX RISK AND RETURN CHARACTERISTICS (NOV 30, 2018 – SEP 30, 2022)

	Beta	Tracking Error (%)	Turnover (%) ¹	ANNUALIZED STD DEV (%) ²			SHARPE RATIO ^{2,3}			Since Nov 30, 2018	MAXIMUM DRAWDOWN (%)	Period YYYY-MM-DD
				3 Yr	5 Yr	10 Yr	3 Yr	5 Yr	10 Yr			
MSCI EAFE Climate Action	0.97	1.71	17.22	18.69	na	na	-0.16	na	na	-0.07	32.41	2020-01-17–2020-03-23
MSCI EAFE	1.00	0.00	2.56	19.23	na	na	-0.16	na	na	-0.09	34.18	2020-01-17–2020-03-23

¹ Last 12 months

² Based on monthly price returns data

³ Based on NY FED Overnight SOFR from Sep 1 2021 & on ICE LIBOR 1M prior that date

MSCI EAFE Climate Action Index (USD)

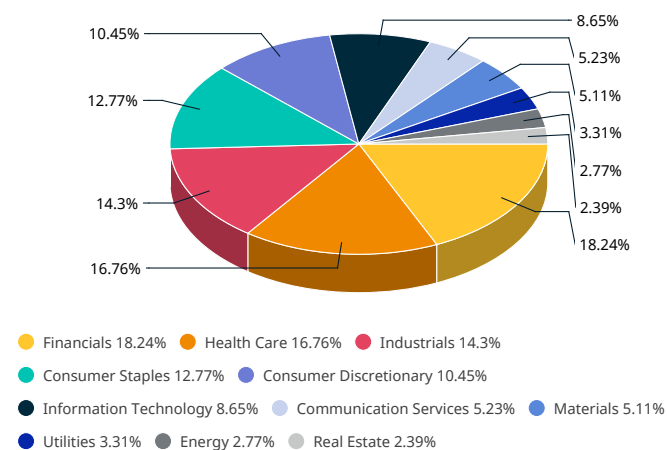
INDEX CHARACTERISTICS

	MSCI EAFE Climate Action	MSCI EAFE
Number of Constituents	401	799
	Weight (%)	
Largest	3.92	2.50
Smallest	0.02	0.00
Average	0.25	0.13
Median	0.12	0.06

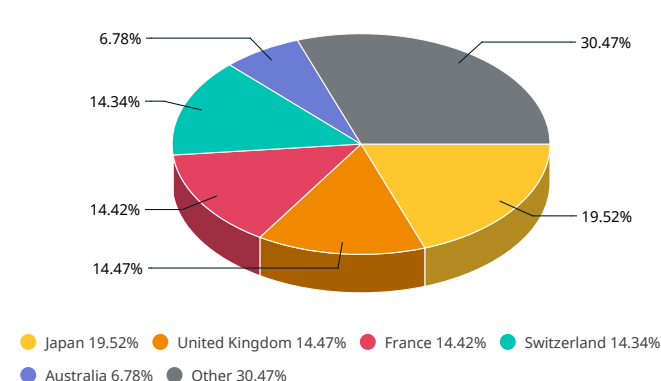
TOP 10 CONSTITUENTS

	Country	Index Wt. (%)	Parent Index Wt. (%)	Sector
NESTLE	CH	3.92	2.50	Cons Staples
ROCHE HOLDING GENUSS	CH	2.95	1.89	Health Care
ASML HLDG	NL	2.21	1.41	Info Tech
ASTRAZENECA	GB	2.20	1.41	Health Care
NOVO NORDISK B	DK	2.12	1.36	Health Care
NOVARTIS	CH	2.12	1.36	Health Care
LVMH MOET HENNESSY	FR	2.12	1.36	Cons Discr
TOTALENERGIES	FR	1.50	0.96	Energy
UNILEVER PLC (GB)	GB	1.45	0.92	Cons Staples
HSBC HOLDINGS (GB)	GB	1.34	0.86	Financials
Total		21.93	14.02	

SECTOR WEIGHTS



COUNTRY WEIGHTS



The MSCI EAFE Climate Action Index was launched on Oct 04, 2022. Data prior to the launch date is back-tested test (i.e. calculations of how the index might have performed over that time period had the index existed). There are frequently material differences between back-tested performance and actual results. Past performance – whether actual or back-tested – is no indication or guarantee of future performance.

INDEX FRAMEWORK

Companies from the underlying MSCI EAFE (the “Parent Index”) are assessed relative to their sector peers based on their emissions intensity, emissions reduction commitments, climate risk management and revenue from greener businesses. The Index uses this assessment to select 50% of the companies from each GICS® sector in the Parent Index. Overall the Index targets a coverage of 50% of the companies per sector from the Parent Index. Additionally, the max issuer weights are capped at 5%.

This summary is provided for illustrative purposes only and does not include all material elements of the index or its methodology. For a complete description of the index methodology, please see [Index methodology - MSCI](#).

ABOUT MSCI

MSCI is a leading provider of critical decision support tools and services for the global investment community. With over 45 years of expertise in research, data and technology, we power better investment decisions by enabling clients to understand and analyze key drivers of risk and return and confidently build more effective portfolios. We create industry-leading research-enhanced solutions that clients use to gain insight into and improve transparency across the investment process. To learn more, please visit www.msci.com.

The information contained herein (the “Information”) may not be reproduced or disseminated in whole or in part without prior written permission from MSCI. The Information may not be used to verify or correct other data, to create indexes, risk models, or analytics, or in connection with issuing, offering, sponsoring, managing or marketing any securities, portfolios, financial products or other investment vehicles. Historical data and analysis should not be taken as an indication or guarantee of any future performance, analysis, forecast or prediction. None of the Information or MSCI index or other product or service constitutes an offer to buy or sell, or a promotion or recommendation of, any security, financial instrument or product or trading strategy. Further, none of the Information or any MSCI index is intended to constitute investment advice or a recommendation to make (or refrain from making) any kind of investment decision and may not be relied on as such. The Information is provided “as is” and the user of the Information assumes the entire risk of any use it may make or permit to be made of the Information. NONE OF MSCI INC. OR ANY OF ITS SUBSIDIARIES OR ITS OR THEIR DIRECT OR INDIRECT SUPPLIERS OR ANY THIRD PARTY INVOLVED IN THE MAKING OR COMPILING OF THE INFORMATION (EACH, AN “MSCI PARTY”) MAKES ANY WARRANTIES OR REPRESENTATIONS AND, TO THE MAXIMUM EXTENT PERMITTED BY LAW, EACH MSCI PARTY HEREBY EXPRESSLY DISCLAIMS ALL IMPLIED WARRANTIES, INCLUDING WARRANTIES OF MERCHANTABILITY AND FITNESS FOR A PARTICULAR PURPOSE. WITHOUT LIMITING ANY OF THE FOREGOING AND TO THE MAXIMUM EXTENT PERMITTED BY LAW, IN NO EVENT SHALL ANY OF THE MSCI PARTIES HAVE ANY LIABILITY REGARDING ANY OF THE INFORMATION FOR ANY DIRECT, INDIRECT, SPECIAL, PUNITIVE, CONSEQUENTIAL (INCLUDING LOST PROFITS) OR ANY OTHER DAMAGES EVEN IF NOTIFIED OF THE POSSIBILITY OF SUCH DAMAGES. The foregoing shall not exclude or limit any liability that may not by applicable law be excluded or limited.

© 2022 MSCI Inc. All rights reserved.