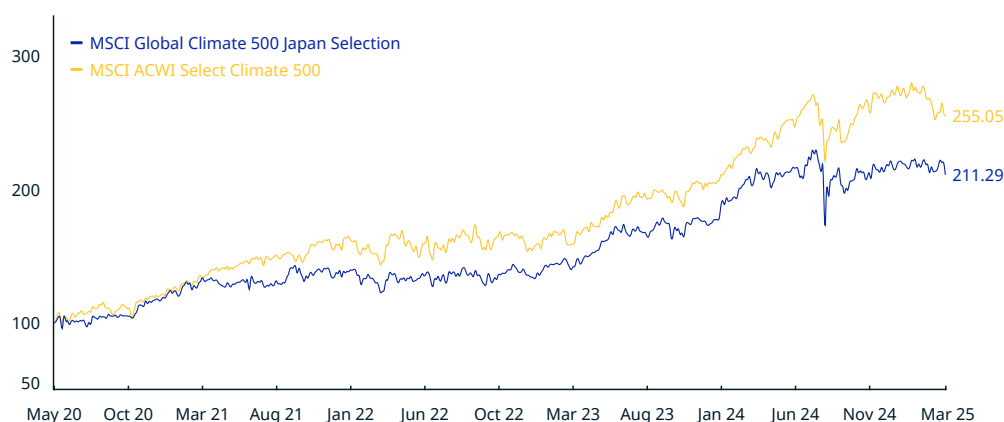


MSCI Global Climate 500 Japan Selection Index (JPY)

The MSCI Global Climate 500 Japan Selection Index selects constituents of the MSCI ACWI Select Climate 500 Index, its parent Index, which are also constituents of MSCI Japan Index. The Parent Index is designed to support investors seeking to reduce their exposure to the greenhouse gas emissions and increase exposure to companies with their emission reduction targets approved by Science Based Targets initiative (SBTi) through an optimization process that aims to: Reduce the weighted average greenhouse gas emissions (Scope 1 and 2) intensity relative to EVIC by 7% on an annualized basis, Reduce the weighted average greenhouse gas emissions (Scope 1 and 2) intensity relative to Sales by 10% on an annualized basis, Increase the weight in companies with one or more greenhouse gas emissions reduction targets³ approved by Science Based Targets initiative (SBTi) by 20%.

For a complete description of the index methodology, please see [Index methodology - MSCI](#).

CUMULATIVE INDEX PERFORMANCE – GROSS RETURNS (JPY) (MAY 2020 – MAR 2025)



ANNUAL PERFORMANCE (%)

Year	MSCI Global Climate 500 Japan Selection	MSCI ACWI Select Climate 500
2024	24.64	32.46
2023	32.17	32.89
2022	-3.02	-6.01
2021	16.18	34.82

INDEX PERFORMANCE – GROSS RETURNS (%) (MAR 31, 2025)

	1 Mo	3 Mo	1 Yr	YTD	ANNUALIZED			
					3 Yr	5 Yr	10 Yr	Since May 29, 2020
MSCI Global Climate 500 Japan Selection	-0.62	-4.37	-0.77	-4.37	15.74	na	na	16.71
MSCI ACWI Select Climate 500	-4.87	-5.86	6.69	-5.86	16.05	na	na	21.34

INDEX RISK AND RETURN CHARACTERISTICS (MAY 29, 2020 – MAR 31, 2025)

	Beta	Tracking Error (%)	Turnover (%) ¹	ANNUALIZED STD DEV (%) ²			SHARPE RATIO ^{2, 3}			Since May 29, 2020	MAXIMUM DRAWDOWN	
				3 Yr	5 Yr	10 Yr	3 Yr	5 Yr	10 Yr		(%)	Period YYYY-MM-DD
MSCI Global Climate 500 Japan Selection	0.67	10.17	22.97	12.49	na	na	1.22	na	na	1.23	24.99	2024-07-11–2024-08-05
MSCI ACWI Select Climate 500	1.00	0.00	14.03	14.51	na	na	1.09	na	na	1.38	18.73	2024-07-10–2024-08-05

¹ Last 12 months ² Based on monthly gross returns data ³ Based on JBA TIBOR 1M from Sep 1 2021 & on ICE LIBOR 1M prior that date

MSCI Global Climate 500 Japan Selection Index (JPY)

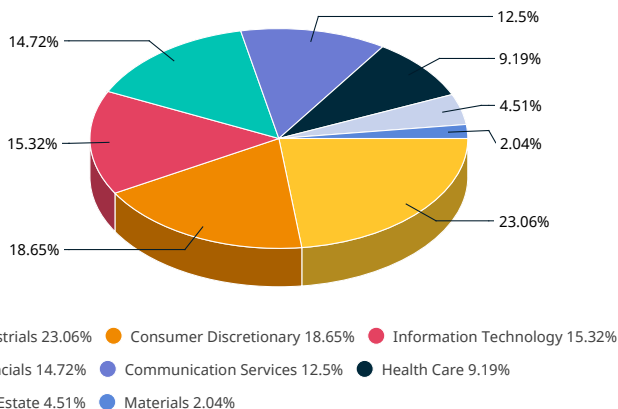
INDEX CHARACTERISTICS

	MSCI Global Climate 500 Japan Selection	MSCI ACWI Select Climate 500
Number of Constituents	39	500
	Weight (%)	
Largest	5.71	4.52
Smallest	1.29	0.04
Average	2.56	0.20
Median	2.37	0.13

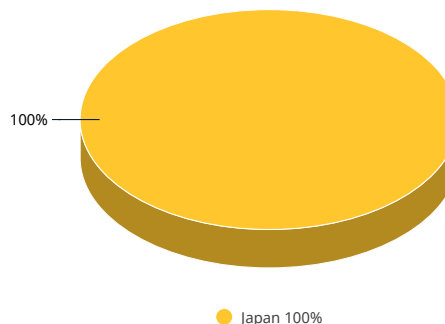
TOP 10 CONSTITUENTS

	Index Wt. (%)	Parent Index Wt. (%)	Sector
SONY GROUP CORP	5.71	0.28	Cons Discr
MITSUBISHI UFJ FIN GRP	5.10	0.25	Financials
TAKEDA PHARMACEUTICAL	3.99	0.19	Health Care
HITACHI	3.95	0.19	Industrials
SUMITOMO MITSUI FINL GRP	3.60	0.17	Financials
HONDA MOTOR CO	3.22	0.16	Cons Discr
MIZUHO FINANCIAL GROUP	3.08	0.15	Financials
NINTENDO CO	2.98	0.14	Comm Srvc
TOKIO MARINE HOLDINGS	2.93	0.14	Financials
SOFTBANK CORP	2.93	0.14	Comm Srvc
Total	37.50	1.82	

SECTOR WEIGHTS



COUNTRY WEIGHTS



* DM countries include: Australia, Austria, Belgium, Canada, Denmark, Finland, France, Germany, Hong Kong, Ireland, Israel, Italy, Japan, Netherlands, New Zealand, Norway, Portugal, Singapore, Spain, Sweden, Switzerland, the UK and the US.

The MSCI Global Climate 500 Japan Selection Index was launched on Oct 25, 2024. Data prior to the launch date is back-tested test (i.e. calculations of how the index might have performed over that time period had the index existed). There are frequently material differences between back-tested performance and actual results. Past performance – whether actual or back-tested – is no indication or guarantee of future performance.

ABOUT MSCI

MSCI is a leading provider of critical decision support tools and services for the global investment community. With over 45 years of expertise in research, data and technology, we power better investment decisions by enabling clients to understand and analyze key drivers of risk and return and confidently build more effective portfolios. We create industry-leading research-enhanced solutions that clients use to gain insight into and improve transparency across the investment process. To learn more, please visit www.msci.com.

The information contained herein (the "Information") may not be reproduced or disseminated in whole or in part without prior written permission from MSCI. The Information may not be used to verify or correct other data, to create indexes, risk models, or analytics, or in connection with issuing, offering, sponsoring, managing or marketing any securities, portfolios, financial products or other investment vehicles. Historical data and analysis should not be taken as an indication or guarantee of any future performance, analysis, forecast or prediction. None of the Information or MSCI index or other product or service constitutes an offer to buy or sell, or a promotion or recommendation of, any security, financial instrument or product or trading strategy. Further, none of the Information or any MSCI index is intended to constitute investment advice or a recommendation to make (or refrain from making) any kind of investment decision and may not be relied on as such. The Information is provided "as is" and the user of the Information assumes the entire risk of any use it may make or permit to be made of the Information. NONE OF MSCI INC. OR ANY OF ITS SUBSIDIARIES OR ITS OR THEIR DIRECT OR INDIRECT SUPPLIERS OR ANY THIRD PARTY INVOLVED IN THE MAKING OR COMPILING OF THE INFORMATION (EACH, AN "MSCI PARTY") MAKES ANY WARRANTIES OR REPRESENTATIONS AND, TO THE MAXIMUM EXTENT PERMITTED BY LAW, EACH MSCI PARTY HEREBY EXPRESSLY DISCLAIMS ALL IMPLIED WARRANTIES, INCLUDING WARRANTIES OF MERCHANTABILITY AND FITNESS FOR A PARTICULAR PURPOSE. WITHOUT LIMITING ANY OF THE FOREGOING AND TO THE MAXIMUM EXTENT PERMITTED BY LAW, IN NO EVENT SHALL ANY OF THE MSCI PARTIES HAVE ANY LIABILITY REGARDING ANY OF THE INFORMATION FOR ANY DIRECT, INDIRECT, SPECIAL, PUNITIVE, CONSEQUENTIAL (INCLUDING LOST PROFITS) OR ANY OTHER DAMAGES EVEN IF NOTIFIED OF THE POSSIBILITY OF SUCH DAMAGES. The foregoing shall not exclude or limit any liability that may not by applicable law be excluded or limited.

© 2025 MSCI Inc. All rights reserved.