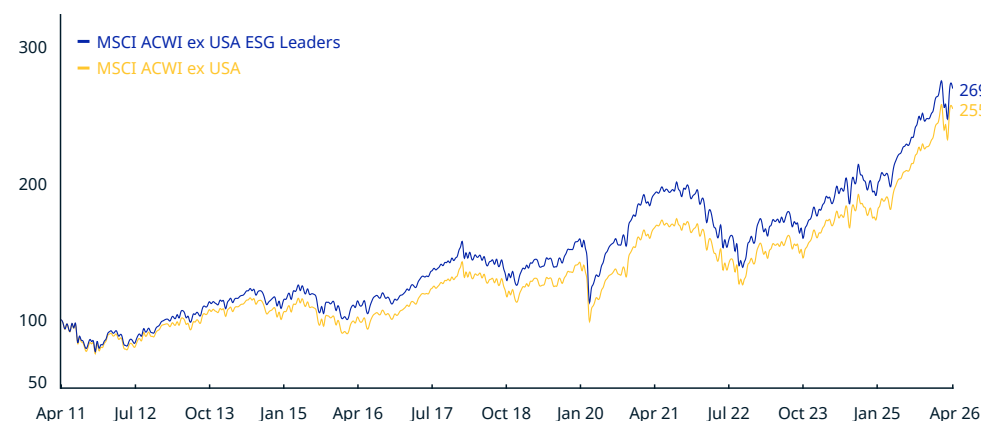


MSCI ACWI ex USA ESG Leaders Index (USD)

The MSCI ACWI ex USA ESG Leaders Index is a free float-adjusted market capitalization-weighted index designed to represent the performance of companies that are selected from the MSCI ACWI ex USA Index ("Parent Index") based on Environmental, Social and Governance (ESG) criteria. These criteria exclude constituents based on involvement in specific business activities, as well as ESG ratings and exposure to Controversies. The Indexes are derived from the MSCI ACWI ex USA Index and aim to achieve sector weights that reflect the sector weights of the corresponding Parent Index. The MSCI ACWI ex USA ESG Leaders Index consists of Large and Mid cap companies across 22 of 23 Developed Markets (DM) countries (excluding the US) and 24 Emerging Markets (EM) countries*. The Index construction targets 50% free float-adjusted market capitalization coverage of each Global Industry Classification Standard (GICS®) sector by selecting constituents primarily based on criteria including the ESG rating, the trend in that rating and the company's industry-adjusted ESG score.

For a complete description of the index methodology, please see [Index methodology - MSCI](#).

CUMULATIVE INDEX PERFORMANCE – GROSS RETURNS (USD) (APR 2011 – APR 2026)



ANNUAL PERFORMANCE (%)

Year	MSCI ACWI ex USA ESG Leaders	MSCI ACWI ex USA
2025	30.10	33.11
2024	6.72	6.09
2023	15.50	16.21
2022	-18.65	-15.57
2021	8.43	8.29
2020	13.81	11.13
2019	23.35	22.13
2018	-13.50	-13.77
2017	27.43	27.77
2016	4.90	5.01
2015	-2.25	-5.25
2014	-1.52	-3.44
2013	18.43	15.78
2012	18.09	17.39

INDEX PERFORMANCE – GROSS RETURNS (%) (APR 30, 2026)

	1 Mo	3 Mo	1 Yr	YTD	ANNUALIZED				Since Sep 28, 2007
					3 Yr	5 Yr	10 Yr		
MSCI ACWI ex USA ESG Leaders	8.77	1.06	29.05	6.60	16.05	7.20	9.06	5.35	
MSCI ACWI ex USA	9.73	2.90	32.89	9.07	18.00	8.93	9.63	4.80	

FUNDAMENTALS (APR 30, 2026)

Div Yld (%)	P/E	P/E Fwd	P/BV
2.44	19.11	15.41	2.44
2.47	18.29	14.14	2.33

INDEX RISK AND RETURN CHARACTERISTICS (SEP 28, 2007 – APR 30, 2026)

	Beta	Tracking Error (%)	Turnover (%) ¹	ANNUALIZED STD DEV (%) ²			SHARPE RATIO ^{2,3}			Since Sep 28, 2007	MAXIMUM DRAWDOWN (%)	Period YYYY-MM-DD
				3 Yr	5 Yr	10 Yr	3 Yr	5 Yr	10 Yr			
MSCI ACWI ex USA ESG Leaders	0.97	1.60	7.21	13.81	15.70	14.87	0.81	0.31	0.50	0.30	59.57	2007-10-31–2009-03-09
MSCI ACWI ex USA	1.00	0.00	3.11	14.11	15.47	14.99	0.91	0.41	0.54	0.27	60.58	2007-10-31–2009-03-09

¹ Last 12 months ² Based on monthly gross returns data ³ Based on NY FED Overnight SOFR from Sep 1 2021 & on ICE LIBOR 1M prior that date

MSCI ACWI ex USA ESG Leaders Index (USD)

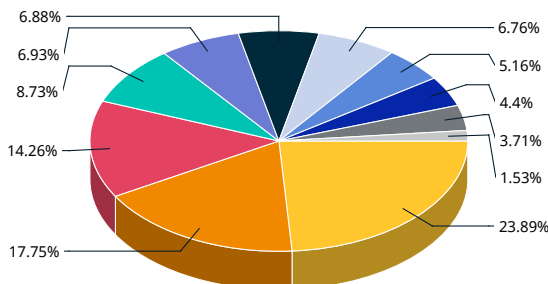
INDEX CHARACTERISTICS

	MSCI ACWI ex USA ESG Leaders	MSCI ACWI ex USA
Number of Constituents	812	1,977
	Weight (%)	
Largest	9.01	4.59
Smallest	0.00	0.00
Average	0.12	0.05
Median	0.05	0.02

TOP 10 CONSTITUENTS

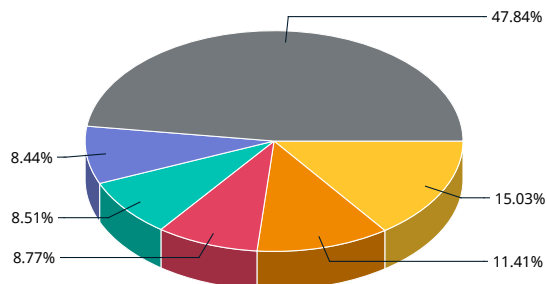
	Country	Index Wt. (%)	Parent Index Wt. (%)	Sector
TAIWAN SEMICONDUCTOR MFG	TW	9.01	4.59	Info Tech
ASML HLDG	NL	3.02	1.54	Info Tech
TENCENT HOLDINGS LI (CN)	CN	2.07	1.06	Comm Svcs
HSBC HOLDINGS (GB)	GB	1.71	0.87	Financials
ASTRAZENECA	GB	1.60	0.81	Health Care
NOVARTIS	CH	1.53	0.78	Health Care
ALIBABA GRP HLDG (HK)	CN	1.50	0.76	Cons Discr
TOTALENERGIES	FR	1.00	0.51	Energy
TORONTO-DOMINION BANK	CA	0.99	0.50	Financials
SCHNEIDER ELECTRIC	FR	0.94	0.48	Industrials
Total		23.36	11.91	

SECTOR WEIGHTS



- Financials 23.89%
- Information Technology 17.75%
- Industrials 14.26%
- Consumer Discretionary 8.73%
- Health Care 6.93%
- Materials 6.88%
- Communication Services 6.76%
- Consumer Staples 5.16%
- Energy 4.4%
- Utilities 3.71%
- Real Estate 1.53%

COUNTRY WEIGHTS



- Japan 15.03%
- Taiwan 11.41%
- China 8.77%
- United Kingdom 8.51%
- Canada 8.44%
- Other 47.84%

The MSCI ESG Leaders Indexes are products of MSCI Inc. that utilize information such as company ratings and research produced and provided by MSCI Solutions LLC (MSCI Solutions), a subsidiary of MSCI Inc.

This index cannot be used in the European Union and/or the United Kingdom for any use or purpose that is subject to the EU Benchmark Regulation (Regulation (EU) 2016/1011 of the European Parliament and of the Council of 8 June 2016 on indices used as benchmarks in financial instruments and financial contracts or to measure the performance of investment funds, including any promotional purposes in the European Union and/or the United Kingdom.

*DM countries include: Australia, Austria, Belgium, Canada, Denmark, Finland, France, Germany, Hong Kong, Ireland, Israel, Italy, Japan, Netherlands, New Zealand, Norway, Portugal, Singapore, Spain, Sweden, Switzerland and the UK. EM countries include: Brazil, Chile, China, Colombia, Czech Republic, Egypt, Greece, Hungary, India, Indonesia, Korea, Kuwait, Malaysia, Mexico, Peru, Philippines, Poland, Qatar, Saudi Arabia, South Africa, Taiwan, Thailand, Turkey and United Arab Emirates.

ABOUT MSCI

MSCI (NYSE: MSCI Inc.) strengthens global markets by connecting participants across the financial ecosystem with a common language. Our research-based data, analytics and indexes, supported by advanced technology, set standards for global investors and help our clients understand risks and opportunities so they can make better decisions and unlock innovation. We serve asset managers and owners, private-market sponsors and investors, hedge funds, wealth managers, banks, insurers and corporates. To learn more, please visit www.msci.com.

The data, data feeds, databases, reports, text, graphs, charts, images, videos, recordings, models, metrics, analytics, indexes, assessments, ratings, scores, software, websites, products, services and other information delivered in connection with this notice (the "Information"): (a) are proprietary information of MSCI and its suppliers, (b) may not be used for commercial purposes without prior written permission from MSCI Inc. or its affiliates ("MSCI"), and (c) are not investment advice and must not be relied on as such. The Information and its use are further subject to the disclaimer at <https://www.msci.com/legal/notice-and-disclaimer>. As detailed therein, MSCI AND ITS SUPPLIERS MAKE NO EXPRESS OR IMPLIED WARRANTIES OF MERCHANTABILITY, FITNESS FOR A PARTICULAR PURPOSE OR OTHERWISE WITH RESPECT TO THE INFORMATION HEREIN AND DISCLAIM ALL LIABILITY TO THE MAXIMUM EXTENT PERMITTED BY LAW. For information about how MSCI collects and uses personal data, refer to <https://www.msci.com/privacy-pledge>.

© 2026 MSCI Inc. All rights reserved.

