

THE MSCI QUALITY INDEXES

SEEK TO CAPTURE THE PERFORMANCE OF STOCKS WITH QUALITY GROWTH CHARACTERISTICS

- The MSCI Quality Indexes are designed to reflect a quality growth investment strategy by identifying stocks with historically high return on equity, stable year-over-year earnings growth, and low financial leverage.
- The MSCI Quality Indexes complement other MSCI Factor indexes by reflecting two distinguishing factors—growth and low leverage. Consequently, financial products tracking these indexes can play an effective diversification role in a broader portfolio of factor-based investments.
- The MSCI Quality Indexes are constructed with an objective and transparent methodology based on the parent MSCI index methodology that ensures high trading liquidity, investment capacity and moderate turnover of index constituents.

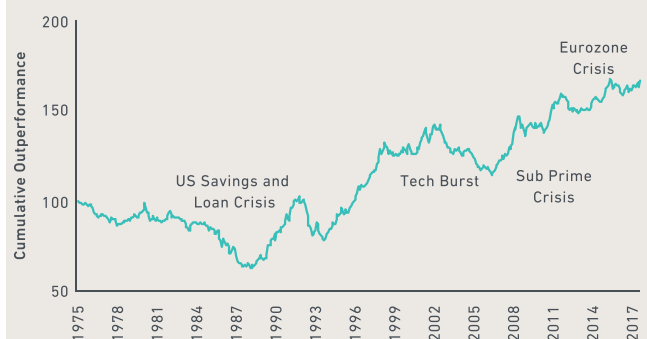
WHY DO INVESTORS USE QUALITY STRATEGIES?

- Quality growth companies are described in the academic literature as companies that have durable business models and sustainable competitive advantages
- Empirical research shows that quality growth stocks have historically outperformed the market with relatively low volatility over long time periods
- Many active strategies emphasize quality growth as an important factor in their security selection and portfolio construction

KEY BENEFITS OF THE MSCI QUALITY INDEXES

- Strong theoretical and empirical foundation with simple and transparent index methodology
- Historically, the indexes reflect periods of long-term performance and low correlation with other factors
- Moderate index turnover to minimize replication cost
- Moderate annual index turnover to reduce replication cost
- Seamless integration with other MSCI Factor Indexes

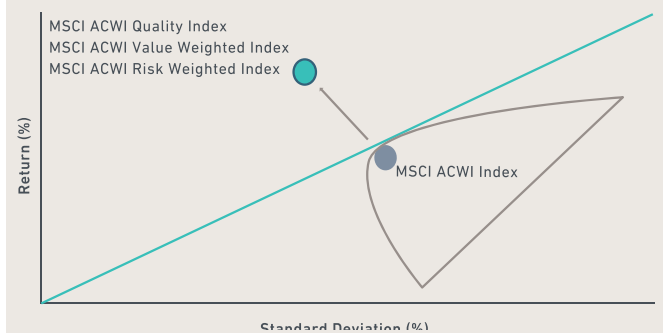
MSCI WORLD QUALITY INDEX RELATIVE TO MSCI WORLD (USD)



Historical Gross Performance, USD	MSCI World	MSCI World Quality
Total Return* (%)	10.4	11.7
Total Risk* (%)	14.4	13.9
Risk Adjusted Return	0.73	0.84
Active Return* (%)	N/A	1.3
Tracking Error* (%)	N/A	5.6
Information Ratio	N/A	0.24

* Annualized from November 1975 to May 2018

THE ADDITION OF MSCI QUALITY INDEXES HAS HISTORICALLY INCREASED RETURN WITH LOWER RISK



METHODOLOGY HIGHLIGHTS

PARAMETER	METHODOLOGY	COMMENTS
Universe	<ul style="list-style-type: none"> Parent index constituents 	Objective approach to capturing the standard opportunity set and ensuring indexes have high investability and liquidity
Variables	<ul style="list-style-type: none"> Debt to Equity Return on Equity Earnings Variability (Standard deviation of YOY EPS growth over the last 5-years) 	The quality score is based on fundamental descriptors and does not incorporate historical return volatility, which is recognized as a separate factor
Weighting	<ul style="list-style-type: none"> Fixed number of companies Quality Score x Market Cap Index Weight capped at 5% 	<p>A fixed number of securities with the highest quality scores are included in MSCI Quality Indexes, covering between 30% - 40% of the parent index market cap</p> <p>Index weights are determined by multiplying quality score by float market cap. Tilted cap weights result in high capacity and liquidity of index constituents</p>
Rebalancing	<ul style="list-style-type: none"> Semi-annual Buffer zones are applied 	<p>Timely data updates, consistent with MSCI rebalancing calendar</p> <p>Buffers are applied at each rebalancing to reduce turnover and improve index replicability</p>

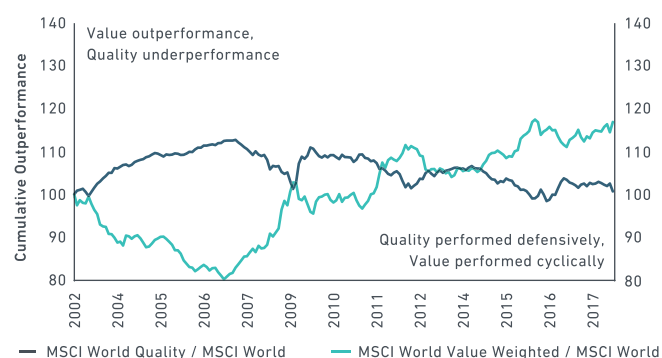
ILLUSTRATIVE USE CASE

- A Canadian Corporate Pension Plan adopted a passive approach to capture three factors: Quality, Value, and Size
- The fund combined MSCI ACWI Quality, MSCI ACWI Value Weighted, and MSCI ACWI Risk Weighted Indexes
- Historically, over long periods, combining factors has enhanced risk-adjusted performance

COMBINING MSCI FACTOR INDEXES

- MSCI Quality, Value Weighted, Minimum Volatility and other MSCI Factor Indexes outperformed their cap weighted parent indexes over long periods
- However, performance is cyclical: any factor index can underperform for long periods
- Therefore, a higher level of diversification may be achieved by combining two or more MSCI Factor Indexes
- Combinations may also reduce overall cost by exploiting natural internal “crossing opportunities” at each rebalancing

COMBINING MSCI WORLD QUALITY AND MSCI WORLD VALUE WEIGHTED INDEXES (USD)



The information contained herein (the “Information”) may not be reproduced or disseminated in whole or in part without prior written permission from MSCI. The Information may not be used to verify or correct other data, to create indexes, risk models, or analytics, or in connection with issuing, offering, sponsoring, managing or marketing any securities, portfolios, financial products or other investment vehicles. Historical data and analysis should not be taken as an indication or guarantee of any future performance, analysis, forecast or prediction. None of the Information or MSCI index or other product or service constitutes an offer to buy or sell, or a promotion or recommendation of, any security, financial instrument or product or trading strategy. Further, none of the Information or any MSCI index is intended to constitute investment advice or a recommendation to make (or refrain from making) any kind of investment decision and may not be relied on as such. The Information is provided “as is” and the user of the Information assumes the entire risk of any use it may make or permit to be made of the Information. NONE OF MSCI INC. OR ANY OF ITS SUBSIDIARIES OR ITS OR THEIR DIRECT OR INDIRECT SUPPLIERS OR ANY THIRD PARTY INVOLVED IN THE MAKING OR COMPILING OF THE INFORMATION (EACH, AN “MSCI PARTY”) MAKES ANY WARRANTIES OR REPRESENTATIONS AND, TO THE MAXIMUM EXTENT PERMITTED BY LAW, EACH MSCI PARTY HEREBY EXPRESSLY DISCLAIMS ALL IMPLIED WARRANTIES, INCLUDING WARRANTIES OF MERCHANTABILITY AND FITNESS FOR A PARTICULAR PURPOSE. WITHOUT LIMITING ANY OF THE FOREGOING AND TO THE MAXIMUM EXTENT PERMITTED BY LAW, IN NO EVENT SHALL ANY OF THE MSCI PARTIES HAVE ANY LIABILITY REGARDING ANY OF THE INFORMATION FOR ANY DIRECT, INDIRECT, SPECIAL, PUNITIVE, CONSEQUENTIAL (INCLUDING LOST PROFITS) OR ANY OTHER DAMAGES EVEN IF NOTIFIED OF THE POSSIBILITY OF SUCH DAMAGES. The foregoing shall not exclude or limit any liability that may not be applicable law be excluded or limited.

©2018 MSCI Inc. All rights reserved | CFS0718