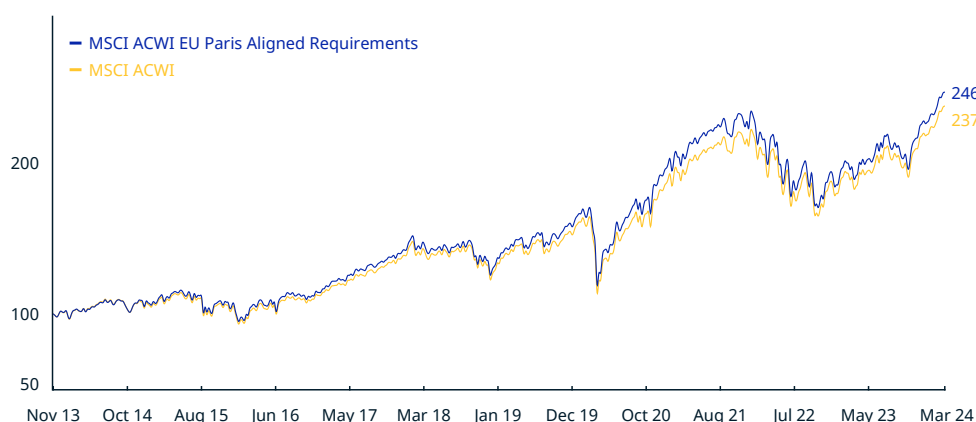


MSCI ACWI EU Paris Aligned Requirements Index (USD)

The MSCI ACWI EU Paris Aligned Requirements Index is based on the MSCI ACWI Index, its parent index, and includes large and mid-cap securities across 23 Developed Markets (DM) and 24 Emerging Markets (EM) countries*. The index is designed to meet the minimum standards of the EU Paris-Aligned Benchmark (PAB). The index aims to: reduce the weighted average greenhouse gas intensity by 50% compared to the underlying investment universe, reduce the weighted average greenhouse gas (GHG) intensity by 7% on an annualized basis, achieve a modest tracking error compared to the Parent Index and low turnover, exclude companies involved in Controversial Weapons businesses, Very Severe ESG Controversies, Severe Environmental Controversies, Tobacco Manufacturing, Thermal Coal, Oil & Gas and Fossil Fuel-based power generation.

For a complete description of the index methodology, please see [Index methodology - MSCI](#).

CUMULATIVE INDEX PERFORMANCE – NET RETURNS (USD) (NOV 2013 – MAR 2024)



ANNUAL PERFORMANCE (%)

Year	MSCI ACWI EU Paris Aligned Requirements	MSCI ACWI
2023	22.82	22.20
2022	-20.15	-18.36
2021	18.57	18.54
2020	18.50	16.25
2019	27.74	26.60
2018	-9.47	-9.41
2017	24.94	23.97
2016	7.88	7.86
2015	-1.57	-2.36
2014	5.15	4.16

INDEX PERFORMANCE – NET RETURNS (%) (MAR 29, 2024)

	1 Mo	3 Mo	1 Yr	YTD	ANNUALIZED				Since Nov 26, 2013
					3 Yr	5 Yr	10 Yr		
MSCI ACWI EU Paris Aligned Requirements	3.03	8.38	23.54	8.38	6.44	11.21	9.07	9.11	
MSCI ACWI	3.14	8.20	23.22	8.20	6.96	10.92	8.66	8.71	

FUNDAMENTALS (MAR 29, 2024)

Div Yld (%)	P/E	P/E Fwd	P/BV
1.86	21.23	17.67	2.93
1.92	21.11	17.77	3.07

INDEX RISK AND RETURN CHARACTERISTICS (NOV 26, 2013 – MAR 29, 2024)

	Beta	Tracking Error (%)	Turnover (%) ¹	ANNUALIZED STD DEV (%) ²			SHARPE RATIO ^{2, 3}			Since Nov 26, 2013	MAXIMUM DRAWDOWN (%)	Period YYYY-MM-DD
				3 Yr	5 Yr	10 Yr	3 Yr	5 Yr	10 Yr			
MSCI ACWI EU Paris Aligned Requirements	1.00	0.81	10.32	16.86	17.81	14.80	0.30	0.57	0.57	0.57	33.10	2020-02-12–2020-03-23
MSCI ACWI	1.00	0.00	2.57	16.62	17.74	14.74	0.33	0.56	0.54	0.55	33.74	2020-02-12–2020-03-23

¹ Last 12 months

² Based on monthly net returns data

³ Based on NY FED Overnight SOFR from Sep 1 2021 & on ICE LIBOR 1M prior that date

MSCI ACWI EU Paris Aligned Requirements Index (USD)

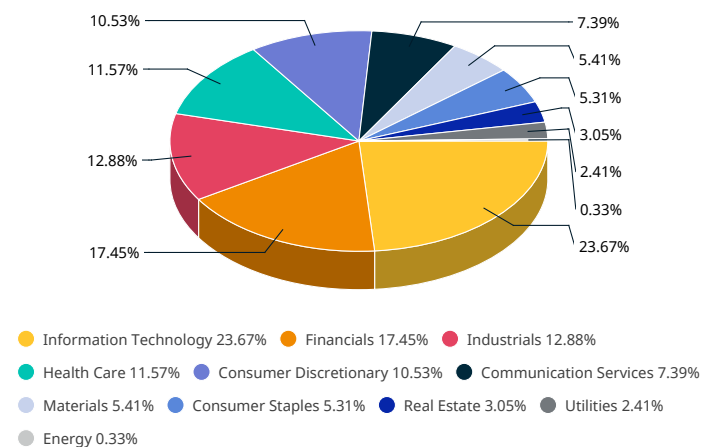
INDEX CHARACTERISTICS

	MSCI ACWI EU Paris Aligned Requirements	MSCI ACWI
Number of Constituents	1,932	2,841
	Weight (%)	
Largest	4.07	4.12
Smallest	0.00	0.00
Average	0.05	0.04
Median	0.02	0.01

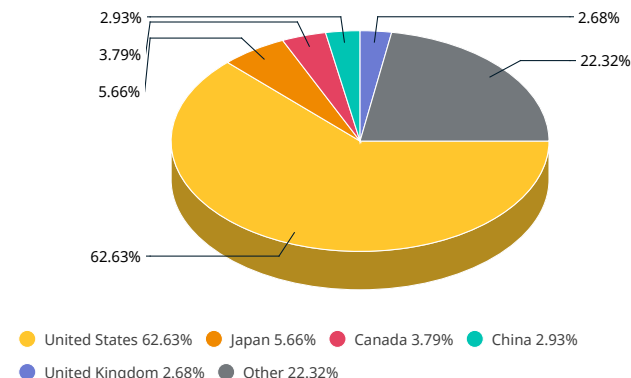
TOP 10 CONSTITUENTS

	Country	Index Wt. (%)	Parent Index Wt. (%)	Sector
MICROSOFT CORP	US	4.07	4.12	Info Tech
APPLE	US	3.70	3.49	Info Tech
NVIDIA	US	3.07	3.09	Info Tech
AMAZON.COM	US	2.31	2.32	Cons Discr
META PLATFORMS A	US	1.48	1.49	Comm Svcs
ALPHABET A	US	1.21	1.24	Comm Svcs
ALPHABET C	US	1.10	1.09	Comm Svcs
LILLY (ELI) & COMPANY	US	0.88	0.87	Health Care
TAIWAN SEMICONDUCTOR MFG	TW	0.84	0.83	Info Tech
BROADCOM	US	0.83	0.82	Info Tech
Total		19.50	19.36	

SECTOR WEIGHTS



COUNTRY WEIGHTS



* DM countries include: Australia, Austria, Belgium, Canada, Denmark, Finland, France, Germany, Hong Kong, Ireland, Israel, Italy, Japan, Netherlands, New Zealand, Norway, Portugal, Singapore, Spain, Sweden, Switzerland, the UK and the US. EM countries include: Brazil, Chile, China, Colombia, Czech Republic, Egypt, Greece, Hungary, India, Indonesia, Korea, Kuwait, Malaysia, Mexico, Peru, Philippines, Poland, Qatar, Saudi Arabia, South Africa, Taiwan, Thailand, Turkey and United Arab Emirates.

The MSCI ACWI EU Paris Aligned Requirements Index was launched on Jul 22, 2021. Data prior to the launch date is back-tested test (i.e. calculations of how the index might have performed over that time period had the index existed). There are frequently material differences between back-tested performance and actual results. Past performance – whether actual or back-tested – is no indication or guarantee of future performance.

ABOUT MSCI

MSCI is a leading provider of critical decision support tools and services for the global investment community. With over 45 years of expertise in research, data and technology, we power better investment decisions by enabling clients to understand and analyze key drivers of risk and return and confidently build more effective portfolios. We create industry-leading research-enhanced solutions that clients use to gain insight into and improve transparency across the investment process. To learn more, please visit www.msci.com.

The information contained herein (the "Information") may not be reproduced or disseminated in whole or in part without prior written permission from MSCI. The Information may not be used to verify or correct other data, to create indexes, risk models, or analytics, or in connection with issuing, offering, sponsoring, managing or marketing any securities, portfolios, financial products or other investment vehicles. Historical data and analysis should not be taken as an indication or guarantee of any future performance, analysis, forecast or prediction. None of the Information or MSCI index or other product or service constitutes an offer to buy or sell, or a promotion or recommendation of, any security, financial instrument or product or trading strategy. Further, none of the Information or any MSCI index is intended to constitute investment advice or a recommendation to make (or refrain from making) any kind of investment decision and may not be relied on as such. The Information is provided "as is" and the user of the Information assumes the entire risk of any use it may make or permit to be made of the Information. NONE OF MSCI INC. OR ANY OF ITS SUBSIDIARIES OR ITS OR THEIR DIRECT OR INDIRECT SUPPLIERS OR ANY THIRD PARTY INVOLVED IN THE MAKING OR COMPILING OF THE INFORMATION (EACH, AN "MSCI PARTY") MAKES ANY WARRANTIES OR REPRESENTATIONS AND, TO THE MAXIMUM EXTENT PERMITTED BY LAW, EACH MSCI PARTY HEREBY EXPRESSLY DISCLAIMS ALL IMPLIED WARRANTIES, INCLUDING WARRANTIES OF MERCHANTABILITY AND FITNESS FOR A PARTICULAR PURPOSE. WITHOUT LIMITING ANY OF THE FOREGOING AND TO THE MAXIMUM EXTENT PERMITTED BY LAW, IN NO EVENT SHALL ANY OF THE MSCI PARTIES HAVE ANY LIABILITY REGARDING ANY OF THE INFORMATION FOR ANY DIRECT, INDIRECT, SPECIAL, PUNITIVE, CONSEQUENTIAL (INCLUDING LOST PROFITS) OR ANY OTHER DAMAGES EVEN IF NOTIFIED OF THE POSSIBILITY OF SUCH DAMAGES. The foregoing shall not exclude or limit any liability that may not by applicable law be excluded or limited.

© 2024 MSCI Inc. All rights reserved.