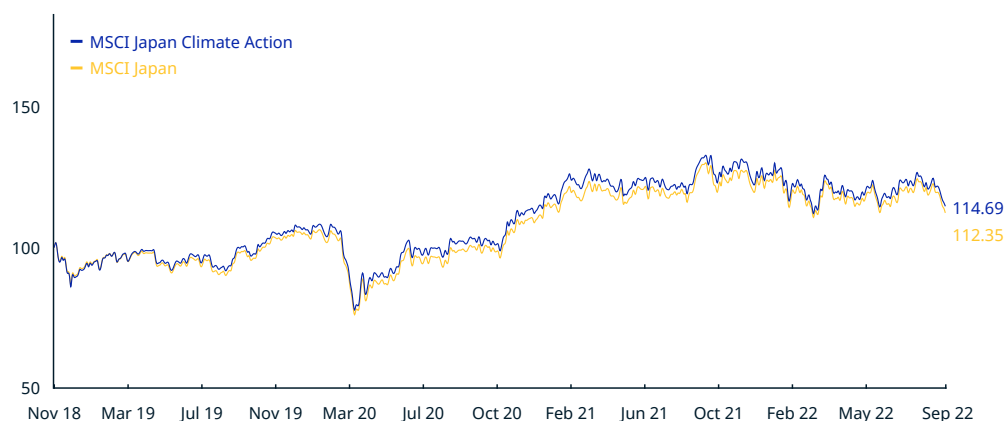


MSCI Japan Climate Action Index (JPY)

The MSCI Japan Climate Action Index is designed to represent the performance of companies that have been assessed to lead their sector peers in terms of their positioning and actions relative to a climate transition. MSCI Climate Action Indexes use MSCI ESG Business Involvement Screening Research and MSCI Climate Change Metrics to identify companies that are involved in the following business activities such as Controversial Weapons, Tobacco, Thermal Coal Mining, Oil Sands and Nuclear Weapons.

CUMULATIVE INDEX PERFORMANCE – PRICE RETURNS (JPY) (NOV 2018 – SEP 2022)



ANNUAL PERFORMANCE (%)

Year	MSCI Japan Climate Action	MSCI Japan
2021	10.20	11.43
2020	8.08	6.55
2019	18.71	15.97

INDEX PERFORMANCE – PRICE RETURNS (%) (SEP 30, 2022)

	1 Mo	3 Mo	1 Yr	YTD	ANNUALIZED				Since Nov 30, 2018
					3 Yr	5 Yr	10 Yr	Since Nov 30, 2018	
MSCI Japan Climate Action	-6.65	-2.55	-11.01	-9.30	5.31	na	na	3.64	
MSCI Japan	-7.24	-2.54	-10.30	-9.38	5.16	na	na	3.08	

FUNDAMENTALS (SEP 30, 2022)

Div Yld (%)	P/E	P/E Fwd	P/BV
2.55	17.70	12.64	1.27
2.70	13.68	11.63	1.21

INDEX RISK AND RETURN CHARACTERISTICS (NOV 30, 2018 – SEP 30, 2022)

	Beta	Tracking Error (%)	Turnover (%) ¹	ANNUALIZED STD DEV (%) ²			SHARPE RATIO ^{2,3}			Since Nov 30, 2018	MAXIMUM DRAWDOWN (%)	Period YYYY-MM-DD
				3 Yr	5 Yr	10 Yr	3 Yr	5 Yr	10 Yr			
MSCI Japan Climate Action	1.00	1.38	16.87	15.30	na	na	0.42	na	na	0.31	28.21	2020-02-06–2020-03-16
MSCI Japan	1.00	0.00	3.15	15.44	na	na	0.40	na	na	0.27	28.38	2020-01-20–2020-03-16

¹ Last 12 months ² Based on monthly price returns data ³ Based on JBA TIBOR 1M from Sep 1 2021 & on ICE LIBOR 1M prior that date

MSCI Japan Climate Action Index (JPY)

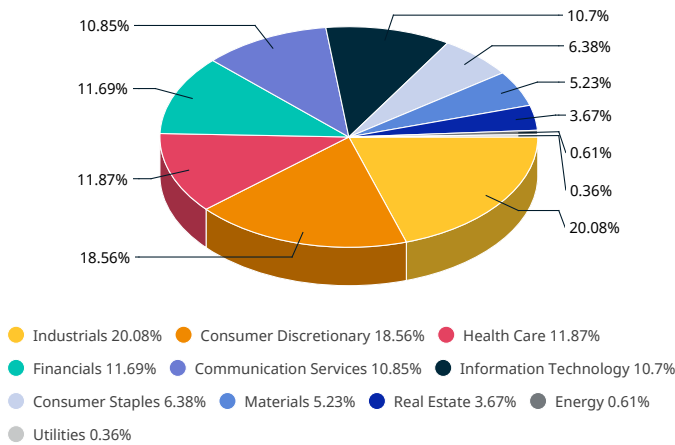
INDEX CHARACTERISTICS

	MSCI Japan Climate Action	MSCI Japan
Number of Constituents	118	238
Weight (%)		
Largest	4.67	4.97
Smallest	0.09	0.05
Average	0.85	0.42
Median	0.51	0.23

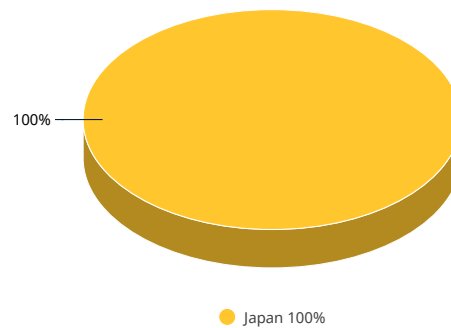
TOP 10 CONSTITUENTS

	Index Wt. (%)	Parent Index Wt. (%)	Sector
TOYOTA MOTOR CORP	4.67	4.97	Cons Discr
SONY GROUP CORP	4.05	2.92	Cons Discr
MITSUBISHI UFJ FIN GRP	3.33	1.94	Financials
DAIICHI SANKYO CO	3.03	1.77	Health Care
KDDI	2.93	1.71	Comm Svcs
RECRUIT HOLDINGS CO	2.57	1.50	Industrials
HITACHI	2.53	1.48	Industrials
SOFTBANK GROUP CORP	2.53	1.48	Comm Svcs
TAKEDA PHARMACEUTICAL	2.42	1.41	Health Care
SHIN-ETSU CHEMICAL CO	2.30	1.34	Materials
Total	30.34	20.52	

SECTOR WEIGHTS



COUNTRY WEIGHTS



The MSCI Japan Climate Action Index was launched on Oct 04, 2022. Data prior to the launch date is back-tested test (i.e. calculations of how the index might have performed over that time period had the index existed). There are frequently material differences between back-tested performance and actual results. Past performance – whether actual or back-tested – is no indication or guarantee of future performance.

INDEX FRAMEWORK

Companies from the underlying MSCI Japan (the "Parent Index") are assessed relative to their sector peers based on their emissions intensity, emissions reduction commitments, climate risk management and revenue from greener businesses. The Index uses this assessment to select 50% of the companies from each GICS® sector in the Parent Index. Overall the Index targets a coverage of 50% of the companies per sector from the Parent Index. Additionally, the max issuer weights are capped at 5%.

This summary is provided for illustrative purposes only and does not include all material elements of the index or its methodology. For a complete description of the index methodology, please see [Index methodology - MSCI](#).

ABOUT MSCI

MSCI is a leading provider of critical decision support tools and services for the global investment community. With over 45 years of expertise in research, data and technology, we power better investment decisions by enabling clients to understand and analyze key drivers of risk and return and confidently build more effective portfolios. We create industry-leading research-enhanced solutions that clients use to gain insight into and improve transparency across the investment process. To learn more, please visit www.msci.com.

The information contained herein (the "Information") may not be reproduced or disseminated in whole or in part without prior written permission from MSCI. The Information may not be used to verify or correct other data, to create indexes, risk models, or analytics, or in connection with issuing, offering, sponsoring, managing or marketing any securities, portfolios, financial products or other investment vehicles. Historical data and analysis should not be taken as an indication or guarantee of any future performance, analysis, forecast or prediction. None of the Information or MSCI index or other product or service constitutes an offer to buy or sell, or a promotion or recommendation of, any security, financial instrument or product or trading strategy. Further, none of the Information or any MSCI index is intended to constitute investment advice or a recommendation to make (or refrain from making) any kind of investment decision and may not be relied on as such. The Information is provided "as is" and the user of the Information assumes the entire risk of any use it may make or permit to be made of the Information. NONE OF MSCI INC. OR ANY OF ITS SUBSIDIARIES OR ITS OR THEIR DIRECT OR INDIRECT SUPPLIERS OR ANY THIRD PARTY INVOLVED IN THE MAKING OR COMPILING OF THE INFORMATION (EACH, AN "MSCI PARTY") MAKES ANY WARRANTIES OR REPRESENTATIONS AND, TO THE MAXIMUM EXTENT PERMITTED BY LAW, EACH MSCI PARTY HEREBY EXPRESSLY DISCLAIMS ALL IMPLIED WARRANTIES, INCLUDING WARRANTIES OF MERCHANTABILITY AND FITNESS FOR A PARTICULAR PURPOSE. WITHOUT LIMITING ANY OF THE FOREGOING AND TO THE MAXIMUM EXTENT PERMITTED BY LAW, IN NO EVENT SHALL ANY OF THE MSCI PARTIES HAVE ANY LIABILITY REGARDING ANY OF THE INFORMATION FOR ANY DIRECT, INDIRECT, SPECIAL, PUNITIVE, CONSEQUENTIAL (INCLUDING LOST PROFITS) OR ANY OTHER DAMAGES EVEN IF NOTIFIED OF THE POSSIBILITY OF SUCH DAMAGES. The foregoing shall not exclude or limit any liability that may not by applicable law be excluded or limited.

© 2022 MSCI Inc. All rights reserved.