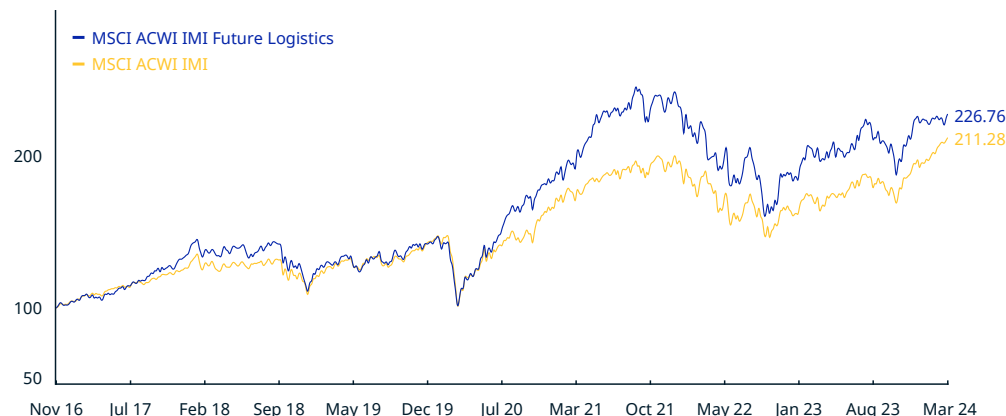


MSCI ACWI IMI Future Logistics Index (USD)

The MSCI ACWI IMI Future Logistics Index aims to represent the performance of a set of companies that are associated with the development of new products and services focused on the logistics value chain.

For a complete description of the index methodology, please see [Index methodology - MSCI](#).

CUMULATIVE INDEX PERFORMANCE – NET RETURNS (USD) (NOV 2016 – MAR 2024)



ANNUAL PERFORMANCE (%)

Year	MSCI ACWI IMI Future Logistics	MSCI ACWI IMI
2023	21.91	21.58
2022	-24.02	-18.40
2021	31.67	18.22
2020	28.56	16.25
2019	23.44	26.35
2018	-14.49	-10.08
2017	33.75	23.95

INDEX PERFORMANCE – NET RETURNS (%) (MAR 29, 2024)

	1 Mo	3 Mo	1 Yr	YTD	ANNUALIZED				Since Nov 30, 2016	FUNDAMENTALS (MAR 29, 2024)			
					3 Yr	5 Yr	10 Yr			Div Yld (%)	P/E	P/E Fwd	P/BV
MSCI ACWI IMI Future Logistics	0.77	0.88	11.29	0.88	3.62	11.79	na	11.81		2.66	19.43	17.67	2.10
MSCI ACWI IMI	3.16	7.72	22.45	7.72	6.31	10.57	na	10.74		1.94	21.32	17.62	2.84

INDEX RISK AND RETURN CHARACTERISTICS (MAR 29, 2024)

	Turnover (%) ¹	ANNUALIZED STD DEV (%) ²			SHARPE RATIO ^{2,3}			Since Nov 30, 2016	MAXIMUM DRAWDOWN	
		3 Yr	5 Yr	10 Yr	3 Yr	5 Yr	10 Yr		(%)	Period YYYY-MM-DD
MSCI ACWI IMI Future Logistics	22.25	21.71	21.06	na	0.15	0.54	na	0.58	34.31	2021-09-06–2022-09-26
MSCI ACWI IMI	2.51	16.72	18.06	na	0.30	0.54	na	0.60	34.52	2020-02-12–2020-03-23

¹ Last 12 months

² Based on monthly net returns data

³ Based on NY FED Overnight SOFR from Sep 1 2021 & on ICE LIBOR 1M prior that date

MSCI ACWI IMI Future Logistics Index (USD)

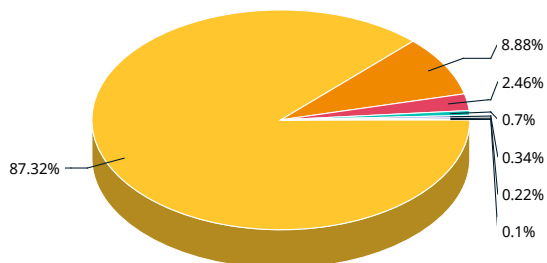
INDEX CHARACTERISTICS

MSCI ACWI IMI Future Logistics	
Number of Constituents	185
Mkt Cap (USD Millions)	
Index	934,688.68
Largest	49,247.24
Smallest	69.95
Average	5,052.37
Median	1,487.61

TOP 10 CONSTITUENTS

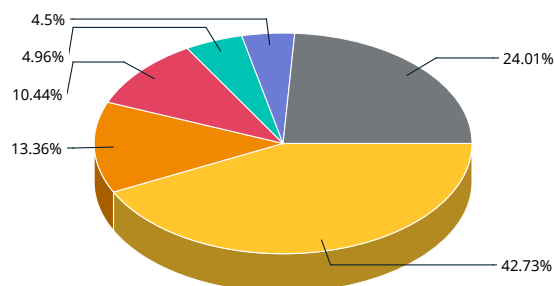
	Country	Float Adj Mkt Cap (USD Billions)	Index Wt. (%)
CANADIAN NATL RAILWAY	CA	49.25	5.27
FEDEX CORP	US	48.56	5.19
OLD DOMINION FREIGHT	US	46.70	5.00
DSV	DK	43.70	4.68
UNITED PARCEL SERVICE B	US	42.56	4.55
CP KANSAS CITY	CA	38.35	4.10
EXPEDITORS INTL OF WASH	US	33.47	3.58
HUNT (J.B.) TRANSPORT	US	30.66	3.28
SAIA	US	28.90	3.09
KUEHNE & NAGEL INTL	CH	28.19	3.02
Total		390.33	41.76

SECTOR WEIGHTS



● Industrials 87.32%
 ● Real Estate 8.88%
 ● Information Technology 2.46%
 ● Health Care 0.7%
 ● Communication Services 0.34%
 ● Consumer Staples 0.22%
 ● Consumer Discretionary 0.1%

COUNTRY WEIGHTS



● United States 42.73%
 ● Canada 13.36%
 ● Japan 10.44%
 ● Denmark 4.96%
 ● China 4.5%
 ● Other 24.01%

The MSCI ACWI IMI Future Logistics Index was launched on Oct 03, 2023. Data prior to the launch date is back-tested test (i.e. calculations of how the index might have performed over that time period had the index existed). There are frequently material differences between back-tested performance and actual results. Past performance – whether actual or back-tested – is no indication or guarantee of future performance.

ABOUT MSCI

MSCI is a leading provider of critical decision support tools and services for the global investment community. With over 45 years of expertise in research, data and technology, we power better investment decisions by enabling clients to understand and analyze key drivers of risk and return and confidently build more effective portfolios. We create industry-leading research-enhanced solutions that clients use to gain insight into and improve transparency across the investment process. To learn more, please visit www.msci.com.

The information contained herein (the "Information") may not be reproduced or disseminated in whole or in part without prior written permission from MSCI. The Information may not be used to verify or correct other data, to create indexes, risk models, or analytics, or in connection with issuing, offering, sponsoring, managing or marketing any securities, portfolios, financial products or other investment vehicles. Historical data and analysis should not be taken as an indication or guarantee of any future performance, analysis, forecast or prediction. None of the Information or MSCI index or other product or service constitutes an offer to buy or sell, or a promotion or recommendation of, any security, financial instrument or product or trading strategy. Further, none of the Information or any MSCI index is intended to constitute investment advice or a recommendation to make (or refrain from making) any kind of investment decision and may not be relied on as such. The Information is provided "as is" and the user of the Information assumes the entire risk of any use it may make or permit to be made of the Information. NONE OF MSCI INC. OR ANY OF ITS SUBSIDIARIES OR ITS OR THEIR DIRECT OR INDIRECT SUPPLIERS OR ANY THIRD PARTY INVOLVED IN THE MAKING OR COMPILING OF THE INFORMATION (EACH, AN "MSCI PARTY") MAKES ANY WARRANTIES OR REPRESENTATIONS AND, TO THE MAXIMUM EXTENT PERMITTED BY LAW, EACH MSCI PARTY HEREBY EXPRESSLY DISCLAIMS ALL IMPLIED WARRANTIES, INCLUDING WARRANTIES OF MERCHANTABILITY AND FITNESS FOR A PARTICULAR PURPOSE. WITHOUT LIMITING ANY OF THE FOREGOING AND TO THE MAXIMUM EXTENT PERMITTED BY LAW, IN NO EVENT SHALL ANY OF THE MSCI PARTIES HAVE ANY LIABILITY REGARDING ANY OF THE INFORMATION FOR ANY DIRECT, INDIRECT, SPECIAL, PUNITIVE, CONSEQUENTIAL (INCLUDING LOST PROFITS) OR ANY OTHER DAMAGES EVEN IF NOTIFIED OF THE POSSIBILITY OF SUCH DAMAGES. The foregoing shall not exclude or limit any liability that may not by applicable law be excluded or limited.

© 2024 MSCI Inc. All rights reserved.

