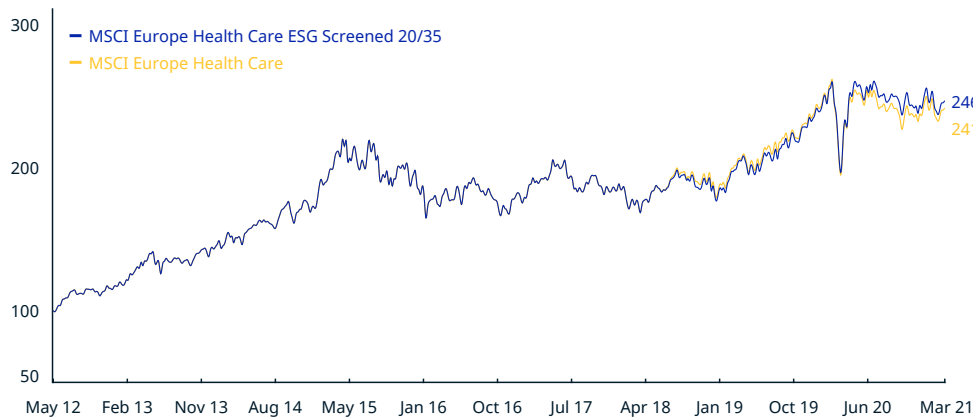


MSCI Europe Health Care ESG Screened 20/35 Index (EUR)

The MSCI Europe Health Care ESG Screened 20/35 Index is based on the MSCI Europe Health Care Index, its parent index, and includes large and mid-cap securities across 15 Developed Markets (DM) in Europe. The index excludes companies from the parent index that are associated with controversial, civilian and nuclear weapons and tobacco, that derive revenues from thermal coal and oil sands extraction and that are not compliant with the United Nations Global Compact principles. All securities in the index are classified in the Health Care sector as per the Global Industry Classification Standard (GICS®). The index is weighted in accordance with the MSCI Capped Indexes methodology, such that the largest group entity within each Index is capped at 35% while all other group entities are capped at 20%, with a buffer of 10% applied on these limits at each index rebalancing.

CUMULATIVE INDEX PERFORMANCE – NET RETURNS (EUR) (MAY 2012 – MAR 2021)



ANNUAL PERFORMANCE (%)

Year	MSCI Europe Health Care ESG Screened 20/35	MSCI Europe Health Care
2020	1.61	-1.90
2019	32.20	31.77
2018	-1.92	-0.58
2017	2.86	2.86
2016	-9.35	-9.38
2015	15.03	15.03
2014	19.29	19.28
2013	25.59	25.59

INDEX PERFORMANCE – NET RETURNS (%) (MAR 31, 2021)

					ANNUALIZED			
	1 Mo	3 Mo	1 Yr	YTD	3 Yr	5 Yr	10 Yr	Since May 31, 2012
MSCI Europe Health Care ESG Screened 20/35	4.20	1.34	8.39	1.34	12.09	7.12	na	10.75
MSCI Europe Health Care	4.35	1.77	7.34	1.77	11.33	6.68	na	10.49

FUNDAMENTALS (MAR 31, 2021)

Div Yld (%)	P/E	P/E Fwd	P/BV
2.50	21.88	18.03	4.22
2.56	22.59	17.26	3.96

INDEX RISK AND RETURN CHARACTERISTICS (MAY 31, 2012 – MAR 31, 2021)

	Beta	Tracking Error (%)	Turnover (%) ¹	ANNUALIZED STD DEV (%) ²			SHARPE RATIO ^{2,3}			Since May 31, 2012	MAXIMUM DRAWDOWN	
				3 Yr	5 Yr	10 Yr	3 Yr	5 Yr	10 Yr		(%)	Period YYYY-MM-DD
MSCI Europe Health Care ESG Screened 20/35	0.98	1.36	20.19	12.17	11.89	na	1.04	0.67	na	0.90	25.50	2015-04-10–2016-02-11
MSCI Europe Health Care	1.00	0.00	4.68	12.75	12.24	na	0.94	0.63	na	0.87	25.50	2015-04-10–2016-02-11

¹ Last 12 months

² Based on monthly net returns data

³ Based on ICE LIBOR 1M

* DM countries include: Austria, Belgium, Denmark, Finland, France, Germany, Ireland, Italy, the Netherlands, Norway, Portugal, Spain, Sweden, Switzerland and the UK.

The MSCI Europe Health Care ESG Screened 20/35 Index was launched on Sep 29, 2020. Data prior to the launch date is back-tested data (i.e. calculations of how the index might have performed over that time period had the index existed). There are frequently material differences between back-tested performance and actual results. Past performance – whether actual or back-tested – is no indication or guarantee of future performance.

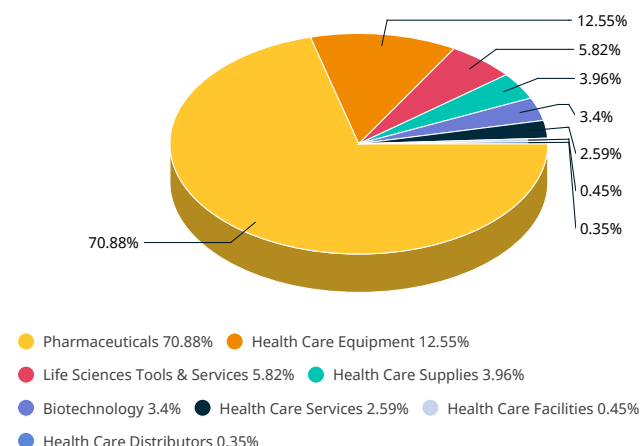
INDEX CHARACTERISTICS

	MSCI Europe Health Care ESG Screened 20/35	MSCI Europe Health Care
Number of Constituents	41	42
	Weight (%)	
Largest	17.19	16.41
Smallest	0.18	0.17
Average	2.44	2.38
Median	0.94	0.91

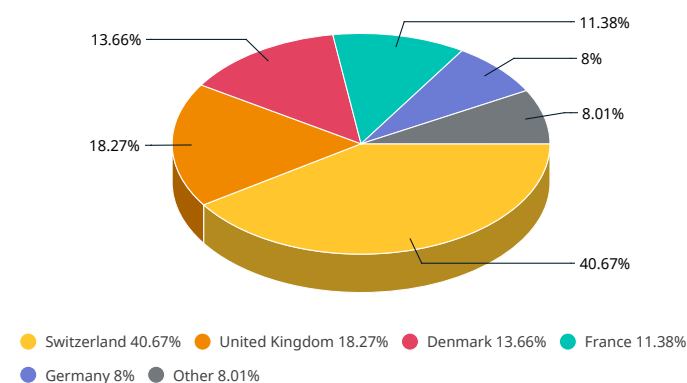
TOP 10 CONSTITUENTS

	Country	Index Wt. (%)	Parent Index Wt. (%)
ROCHE HOLDING GENUSS	CH	17.19	16.41
NOVARTIS	CH	14.36	13.72
ASTRAZENECA	GB	9.89	9.45
NOVO NORDISK B	DK	8.81	8.42
SANOFI	FR	8.46	8.08
GLAXOSMITHKLINE	GB	6.72	6.42
KONINKLIJKE PHILIPS	NL	3.93	3.75
LONZA GROUP	CH	3.15	3.01
ALCON	CH	2.61	2.49
MERCK KGAA STAMM	DE	1.67	1.59
Total		76.78	73.34

SUB-INDUSTRY WEIGHTS



COUNTRY WEIGHTS



INDEX METHODOLOGY

The MSCI Europe Sector ESG Screened 20/35 Indexes aim to represent the performance of an investment strategy that excludes companies from the parent index that are involved in business activities of Controversial Weapons, Nuclear Weapons, Civilian Firearms, Tobacco, Thermal Coal, Oil Sands. In addition to the above, companies that fail to comply with the United Nations Global Compact Principles are also excluded from the MSCI ESG Screened Indexes. The indexes are maintained following the MSCI Global Investable Indexes (GIMI) Methodology—a comprehensive and consistent approach to index construction that allows for meaningful global views and cross regional comparisons across all market capitalization size, sector and style segments and combinations. The index is weighted in accordance with the MSCI Capped Indexes methodology, such that the largest group entity within each Index is capped at 35% while all other group entities are capped at 20%, with a buffer of 10% applied on these limits at each index rebalancing.

The index is reviewed in February, May, August and November, coinciding with the quarterly and semiannually index reviews of MSCI Global Investable Market Indexes.

ABOUT MSCI

MSCI is a leading provider of critical decision support tools and services for the global investment community. With over 45 years of expertise in research, data and technology, we power better investment decisions by enabling clients to understand and analyze key drivers of risk and return and confidently build more effective portfolios. We create industry-leading research-enhanced solutions that clients use to gain insight into and improve transparency across the investment process. To learn more, please visit www.msci.com.

The information contained herein (the "Information") may not be reproduced or disseminated in whole or in part without prior written permission from MSCI. The Information may not be used to verify or correct other data, to create indexes, risk models, or analytics, or in connection with issuing, offering, sponsoring, managing or marketing any securities, portfolios, financial products or other investment vehicles. Historical data and analysis should not be taken as an indication or guarantee of any future performance, analysis, forecast or prediction. None of the Information or MSCI index or other product or service constitutes an offer to buy or sell, or a promotion or recommendation of, any security, financial instrument or product or trading strategy. Further, none of the Information or any MSCI index is intended to constitute investment advice or a recommendation to make (or refrain from making) any kind of investment decision and may not be relied on as such. The Information is provided "as is" and the user of the Information assumes the entire risk of any use it may make or permit to be made of the Information. NONE OF MSCI INC. OR ANY OF ITS SUBSIDIARIES OR ITS OR THEIR DIRECT OR INDIRECT SUPPLIERS OR ANY THIRD PARTY INVOLVED IN THE MAKING OR COMPILING OF THE INFORMATION (EACH, AN "MSCI PARTY") MAKES ANY WARRANTIES OR REPRESENTATIONS AND, TO THE MAXIMUM EXTENT PERMITTED BY LAW, EACH MSCI PARTY HEREBY EXPRESSLY DISCLAIMS ALL IMPLIED WARRANTIES, INCLUDING WARRANTIES OF MERCHANTABILITY AND FITNESS FOR A PARTICULAR PURPOSE. WITHOUT LIMITING ANY OF THE FOREGOING AND TO THE MAXIMUM EXTENT PERMITTED BY LAW, IN NO EVENT SHALL ANY OF THE MSCI PARTIES HAVE ANY LIABILITY REGARDING ANY OF THE INFORMATION FOR ANY DIRECT, INDIRECT, SPECIAL, PUNITIVE, CONSEQUENTIAL (INCLUDING LOST PROFITS) OR ANY OTHER DAMAGES EVEN IF NOTIFIED OF THE POSSIBILITY OF SUCH DAMAGES. The foregoing shall not exclude or limit any liability that may not be applicable law be excluded or limited.