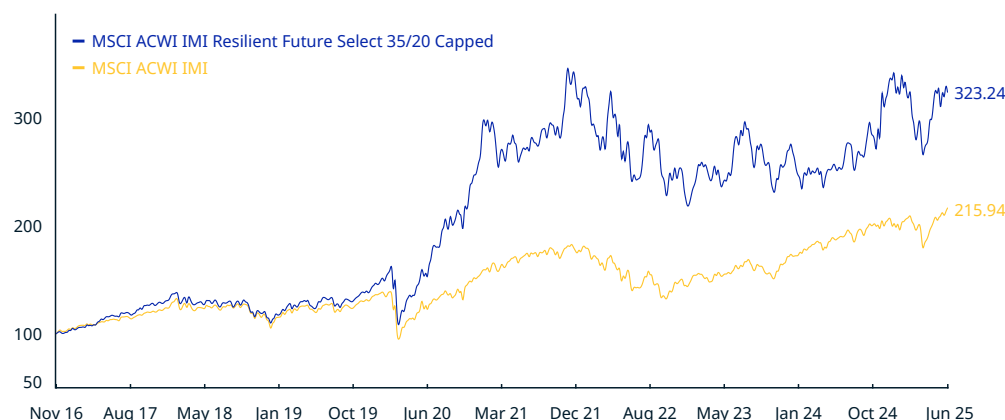


MSCI ACWI IMI Resilient Future Select 35/20 Capped Index (USD)

The MSCI ACWI IMI Resilient Future Select 35/20 Capped Index aims to represent the performance of a set of companies that are associated with the development of environmental solutions focused on one or more of the following components: Clean Energy Solutions Alternative Energy, Hydro-power Generation (>25MW), Batteries and EV Value Chain, Smart Grids, Future Fuels and Technology, Alternative Food & Agriculture, Water Solutions, Natural Capital Protection.

For a complete description of the index methodology, please see [Index methodology - MSCI](#).

CUMULATIVE INDEX PERFORMANCE – PRICE RETURNS (USD) (NOV 2016 – JUN 2025)



ANNUAL PERFORMANCE (%)

Year	MSCI ACWI IMI Resilient Future Select 35/20 Capped	MSCI ACWI IMI
2024	19.36	14.61
2023	21.43	19.48
2022	-31.84	-19.84
2021	22.57	16.52
2020	82.36	14.36
2019	28.78	23.86
2018	-13.89	-11.79
2017	30.69	21.66

INDEX PERFORMANCE – PRICE RETURNS (%) (JUN 30, 2025)

					ANNUALIZED			
	1 Mo	3 Mo	1 Yr	YTD	3 Yr	5 Yr	10 Yr	Since Nov 30, 2016
MSCI ACWI IMI Resilient Future Select 35/20 Capped	-0.99	13.57	28.26	0.23	10.04	15.42	na	14.64
MSCI ACWI IMI	4.40	11.05	14.15	8.86	14.88	11.58	na	9.38

FUNDAMENTALS (JUN 30, 2025)

Div Yld (%)	P/E	P/E Fwd	P/BV
1.21	36.28	27.29	3.88
1.85	22.15	18.37	3.01

INDEX RISK AND RETURN CHARACTERISTICS (JUN 30, 2025)

	Turnover (%) ¹	ANNUALIZED STD DEV (%) ²			SHARPE RATIO ^{2,3}			Since Nov 30, 2016	MAXIMUM DRAWDOWN	
		3 Yr	5 Yr	10 Yr	3 Yr	5 Yr	10 Yr		(%)	Period YYYY-MM-DD
MSCI ACWI IMI Resilient Future Select 35/20 Capped	32.71	26.43	28.17	na	0.32	0.55	na	0.59	38.10	2021-11-04–2023-01-05
MSCI ACWI IMI	2.24	14.93	15.51	na	0.70	0.61	na	0.51	34.68	2020-02-12–2020-03-23

¹ Last 12 months

² Based on monthly price returns data

³ Based on NY FED Overnight SOFR from Sep 1 2021 & on ICE LIBOR 1M prior that date

MSCI ACWI IMI Resilient Future Select 35/20 Capped Index (USD)

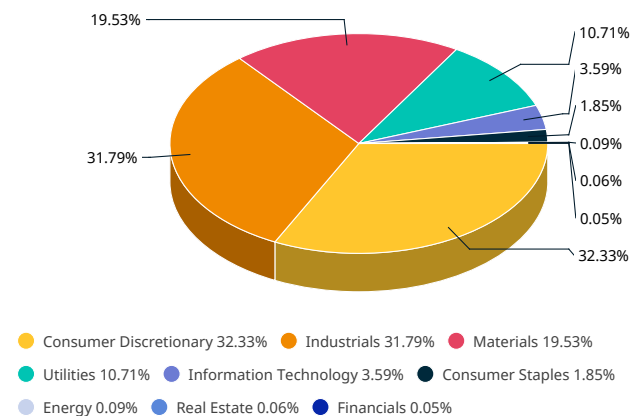
INDEX CHARACTERISTICS

MSCI ACWI IMI Resilient Future Select 35/20 Capped	
Number of Constituents	248
Mkt Cap (USD Millions)	
Index	2,746,413.11
Largest	837,656.14
Smallest	132.28
Average	11,074.25
Median	1,210.07

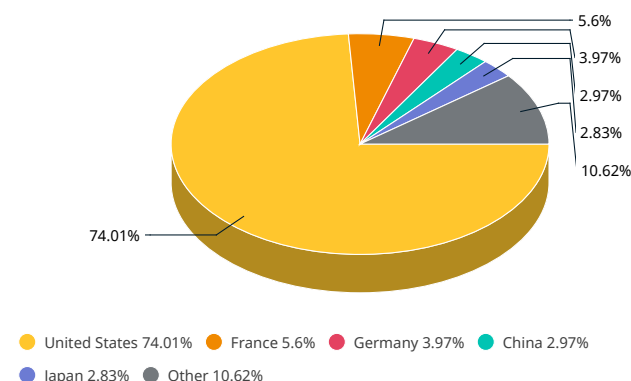
TOP 10 CONSTITUENTS

	Country	Float Adj Mkt Cap (USD Billions)	Index Wt. (%)	Sector	Sector Wt. (%)
TESLA	US	837.66	30.50	Cons Discr	94.3
LINDE (NEW)	US	233.65	8.51	Materials	43.6
SCHNEIDER ELECTRIC	FR	152.64	5.56	Industrials	17.5
GE VERNOVA	US	152.32	5.55	Industrials	17.4
NEXTERA ENERGY	US	150.49	5.48	Utilities	51.1
DEERE & CO	US	138.07	5.03	Industrials	15.8
SHERWIN-WILLIAMS CO	US	86.39	3.15	Materials	16.1
SIEMENS ENERGY	DE	82.36	3.00	Industrials	9.4
AIR PRODUCTS & CHEMICALS	US	66.08	2.41	Materials	12.3
PACCAR	US	52.55	1.91	Industrials	6.0
Total		1,952.19	71.08		

SECTOR WEIGHTS



COUNTRY WEIGHTS



The MSCI ACWI IMI Resilient Future Select 35/20 Capped Index was launched on Dec 03, 2024. Data prior to the launch date is back-tested test (i.e. calculations of how the index might have performed over that time period had the index existed). There are frequently material differences between back-tested performance and actual results. Past performance – whether actual or back-tested – is no indication or guarantee of future performance.

ABOUT MSCI

MSCI is a leading provider of critical decision support tools and services for the global investment community. With over 50 years of expertise in research, data and technology, we power better investment decisions by enabling clients to understand and analyze key drivers of risk and return and confidently build more effective portfolios. We create industry-leading research-enhanced solutions that clients use to gain insight into and improve transparency across the investment process. To learn more, please visit www.msci.com.

The information contained herein (the "Information") may not be reproduced or disseminated in whole or in part without prior written permission from MSCI. The Information may not be used to verify or correct other data, to create any derivative works, to create indexes, risk models, or analytics, or in connection with issuing, offering, sponsoring, managing or marketing any securities, portfolios, financial products or other investment vehicles. Historical data and analysis should not be taken as an indication or guarantee of any future performance, analysis, forecast or prediction. None of the Information or MSCI index or other product or service constitutes an offer to buy or sell, or a promotion or recommendation of, any security, financial instrument or product or trading strategy. Further, none of the Information or any MSCI index is intended to constitute investment advice or a recommendation to make (or refrain from making) any kind of investment decision and may not be relied on as such. MSCI ESG and climate ratings, research and data are produced by MSCI ESG Research LLC, a subsidiary of MSCI Inc. MSCI ESG Indexes, Analytics and Real Estate are products of MSCI Inc. that utilize information from MSCI ESG Research LLC. MSCI Indexes are administered by MSCI Limited (UK) and MSCI Deutschland GmbH. The Information is provided "as is" and the user of the Information assumes the entire risk of any use it may make or permit to be made of the Information. NONE OF MSCI INC. OR ANY OF ITS SUBSIDIARIES OR ITS OR THEIR DIRECT OR INDIRECT SUPPLIERS OR ANY THIRD PARTY INVOLVED IN MAKING OR COMPILING THE INFORMATION (EACH, AN "INFORMATION PROVIDER") MAKES ANY WARRANTIES OR REPRESENTATIONS AND, TO THE MAXIMUM EXTENT PERMITTED BY LAW, EACH INFORMATION PROVIDER HEREBY EXPRESSLY DISCLAIMS ALL IMPLIED WARRANTIES, INCLUDING WARRANTIES OF MERCHANTABILITY AND FITNESS FOR A PARTICULAR PURPOSE. WITHOUT LIMITING ANY OF THE FOREGOING AND TO THE MAXIMUM EXTENT PERMITTED BY LAW, IN NO EVENT SHALL ANY OF THE INFORMATION PROVIDERS HAVE ANY LIABILITY REGARDING ANY OF THE INFORMATION FOR ANY DIRECT, INDIRECT, SPECIAL, PUNITIVE, CONSEQUENTIAL (INCLUDING LOST PROFITS) OR ANY OTHER DAMAGES EVEN IF NOTIFIED OF THE POSSIBILITY OF SUCH DAMAGES. The foregoing shall not exclude or limit any liability that may not be by applicable law be excluded or limited. Privacy notice: For information about how MSCI collects and uses personal data, please refer to our Privacy Notice at www.msci.com/legal/privacy-notice

© 2025 MSCI Inc. All rights reserved.