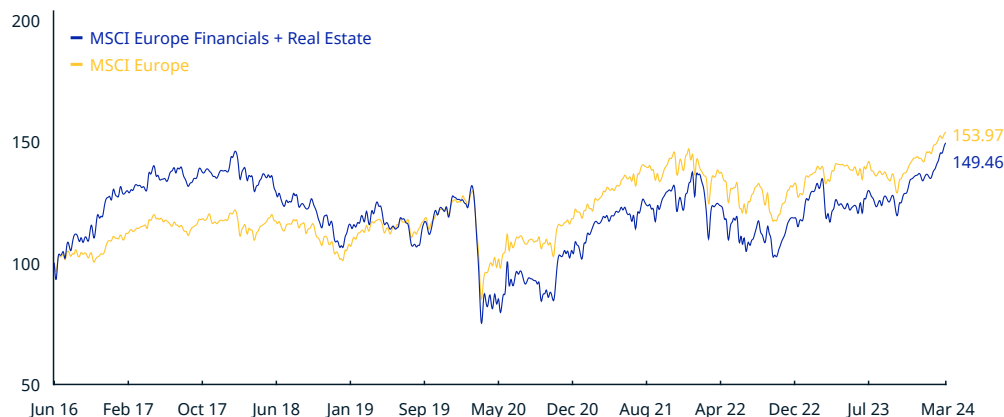


# MSCI Europe Financials + Real Estate Sector Index (EUR)

The MSCI Europe Financials + Real Estate Sector Index captures large and mid-cap representation across 15 Developed Markets (DM) countries in Europe\*. All securities in the index are classified in the Financials and Real Estate sector as per the Global Industry Classification Standard (GICS®).

For a complete description of the index methodology, please see [Index methodology - MSCI](#).

## CUMULATIVE INDEX PERFORMANCE – PRICE RETURNS (EUR) (JUN 2016 – MAR 2024)



## INDEX PERFORMANCE – PRICE RETURNS (%) (MAR 29, 2024)

## FUNDAMENTALS (MAR 29, 2024)

	1 Mo	3 Mo	1 Yr	YTD	ANNUALIZED				Since Jun 30, 2016	Div Yld (%)	P/E	P/E Fwd	P/BV
					3 Yr	5 Yr	10 Yr						
MSCI Europe Financials + Real Estate	6.67	9.52	23.49	9.52	8.32	5.09	na	5.32		4.73	9.63	9.28	1.11
MSCI Europe	3.53	6.99	11.73	6.99	6.48	6.09	na	5.73		3.14	15.12	13.74	2.11

## INDEX RISK AND RETURN CHARACTERISTICS (MAR 29, 2024)

	Turnover (%) <sup>1</sup>	ANNUALIZED STD DEV (%) <sup>2</sup>			SHARPE RATIO <sup>2,3</sup>			Since Jun 30, 2016	MAXIMUM DRAWDOWN	
		3 Yr	5 Yr	10 Yr	3 Yr	5 Yr	10 Yr		(%)	Period YYYY-MM-DD
MSCI Europe Financials + Real Estate	9.60	17.45	23.30	na	0.48	0.31	na	0.35	49.27	2018-01-22–2020-03-18
MSCI Europe	3.30	13.60	15.87	na	0.44	0.42	na	0.45	35.45	2020-02-19–2020-03-18

<sup>1</sup> Last 12 months

<sup>2</sup> Based on monthly price returns data

<sup>3</sup> Based on EMMI EURIBOR 1M from Sep 1 2021 & on ICE LIBOR 1M prior that date

## MSCI Europe Financials + Real Estate Sector Index (EUR)

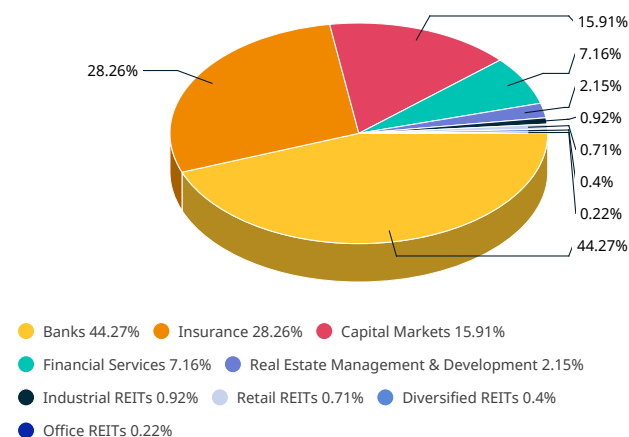
### INDEX CHARACTERISTICS

MSCI Europe Financials + Real Estate	
<b>Number of Constituents</b>	94
Mkt Cap (EUR Millions)	
<b>Index</b>	1,963,134.96
<b>Largest</b>	138,706.18
<b>Smallest</b>	2,409.00
<b>Average</b>	20,884.41
<b>Median</b>	11,311.28

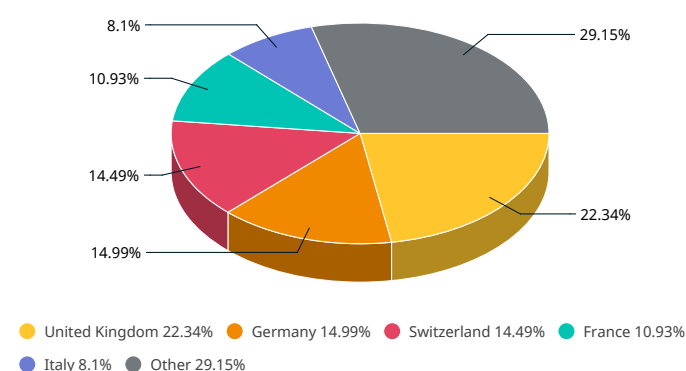
### TOP 10 CONSTITUENTS

	Country	Float Adj Mkt Cap (EUR Billions)	Index Wt. (%)
HSBC HOLDINGS (GB)	GB	138.71	7.07
ALLIANZ	DE	108.82	5.54
UBS GROUP	CH	93.79	4.78
BANCO SANTANDER	ES	73.18	3.73
ZURICH INSURANCE GROUP	CH	73.17	3.73
BNP PARIBAS	FR	68.02	3.46
BBVA	ES	64.45	3.28
AXA	FR	63.23	3.22
MUENCHENER RUECKVERSICH	DE	61.72	3.14
UNICREDIT	IT	54.21	2.76
<b>Total</b>		<b>799.29</b>	<b>40.72</b>

### INDUSTRY WEIGHTS



### COUNTRY WEIGHTS



\* DM countries include: Austria, Belgium, Denmark, Finland, France, Germany, Ireland, Italy, the Netherlands, Norway, Portugal, Spain, Sweden, Switzerland and the UK.

## ABOUT MSCI

MSCI is a leading provider of critical decision support tools and services for the global investment community. With over 45 years of expertise in research, data and technology, we power better investment decisions by enabling clients to understand and analyze key drivers of risk and return and confidently build more effective portfolios. We create industry-leading research-enhanced solutions that clients use to gain insight into and improve transparency across the investment process. To learn more, please visit [www.msci.com](https://www.msci.com).

The information contained herein (the "Information") may not be reproduced or disseminated in whole or in part without prior written permission from MSCI. The Information may not be used to verify or correct other data, to create indexes, risk models, or analytics, or in connection with issuing, offering, sponsoring, managing or marketing any securities, portfolios, financial products or other investment vehicles. Historical data and analysis should not be taken as an indication or guarantee of any future performance, analysis, forecast or prediction. None of the Information or MSCI index or other product or service constitutes an offer to buy or sell, or a promotion or recommendation of, any security, financial instrument or product or trading strategy. Further, none of the Information or any MSCI index is intended to constitute investment advice or a recommendation to make (or refrain from making) any kind of investment decision and may not be relied on as such. The Information is provided "as is" and the user of the Information assumes the entire risk of any use it may make or permit to be made of the Information. NONE OF MSCI INC. OR ANY OF ITS SUBSIDIARIES OR ITS OR THEIR DIRECT OR INDIRECT SUPPLIERS OR ANY THIRD PARTY INVOLVED IN THE MAKING OR COMPILING OF THE INFORMATION (EACH, AN "MSCI PARTY") MAKES ANY WARRANTIES OR REPRESENTATIONS AND, TO THE MAXIMUM EXTENT PERMITTED BY LAW, EACH MSCI PARTY HEREBY EXPRESSLY DISCLAIMS ALL IMPLIED WARRANTIES, INCLUDING WARRANTIES OF MERCHANTABILITY AND FITNESS FOR A PARTICULAR PURPOSE. WITHOUT LIMITING ANY OF THE FOREGOING AND TO THE MAXIMUM EXTENT PERMITTED BY LAW, IN NO EVENT SHALL ANY OF THE MSCI PARTIES HAVE ANY LIABILITY REGARDING ANY OF THE INFORMATION FOR ANY DIRECT, INDIRECT, SPECIAL, PUNITIVE, CONSEQUENTIAL (INCLUDING LOST PROFITS) OR ANY OTHER DAMAGES EVEN IF NOTIFIED OF THE POSSIBILITY OF SUCH DAMAGES. The foregoing shall not exclude or limit any liability that may not by applicable law be excluded or limited.

© 2024 MSCI Inc. All rights reserved.

