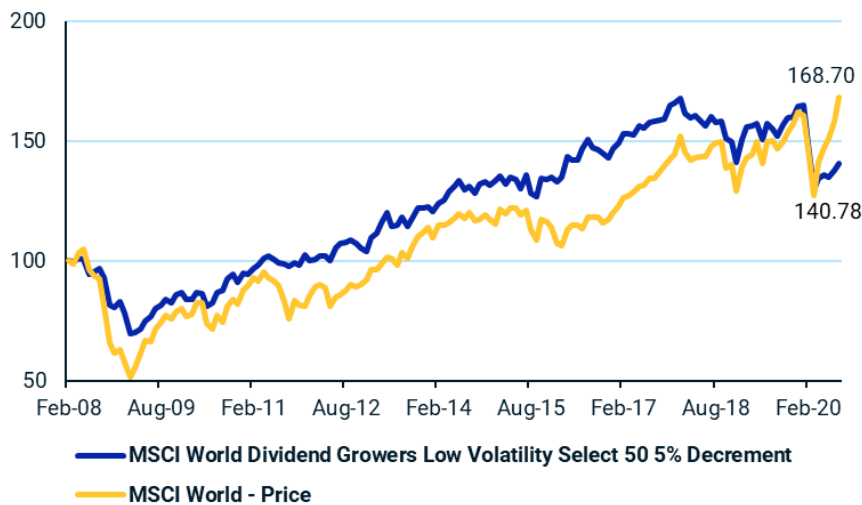


# MSCI World Dividend Growers Low Volatility Select 50 5% Decrement Index (USD)

The MSCI World Dividend Growers Low Volatility Select 50 5% Decrement Index is based on the MSCI World Dividend Growers Low Volatility Select 50 Index, its parent index, and includes large and mid-cap securities across 23 Developed Markets (DM)\* countries. The index aims to represent the performance of a strategy that seeks higher dividend yield and lower risk than the MSCI World index along with dividend growth and dividend sustainability characteristics. The index aims to achieve diversification with country and sector constraints. The index aims represent the gross performance of the parent index, while applying a constant markdown ('synthetic dividend') of 5% on an annual basis, expressed as a percentage of performance.

## Cumulative index performance

USD RETURNS FEB 08 – AUGUST 2020



## Annual performance (%)

YEAR	MSCI World Dividend Growers Low Volatility Select 50 5% Decrement	MSCI World - Price
2019	16.51	25.19
2018	-14.95	-10.44
2017	12.94	20.11
2016	8.67	5.32
2015	2.54	-2.74
2014	7.54	2.93
2013	17.98	24.10
2012	1.44	13.18
2011	7.85	-7.61
2010	9.31	9.55
2009	4.34	26.98

## Index performance

USD RETURNS (%) AUGUST 31, 2020

INDEX	1 Month	3 Months	1 Year	Year to Date	ANNUALIZED			
					3 Years	5 Years	10 Years	Since Feb 28, 2008
MSCI World Dividend Growers Low Volatility Select 50 5% Decrement	2.08	3.50	-7.55	-14.38	-3.87	1.83	4.82	2.77
MSCI World - Price	6.53	14.32	14.82	4.11	7.81	8.34	8.55	4.27

## Index risk and return characteristics

(%) AUGUST 31, 2020

INDEX	ANNUALIZED STANDARD DEVIATION			
	3 Years	5 Years	10 Years	Since Feb 28, 2008
MSCI World Dividend Growers Low Volatility Select 50 5% Decrement	13.15	11.41	10.16	11.33
MSCI World - Price	16.82	14.44	13.81	16.53

\*DM countries in the World include: Australia, Austria, Belgium, Canada, Denmark, Finland, France, Germany, Hong Kong, Ireland, Israel, Italy, Japan, Netherlands, New Zealand, Norway, Portugal, Singapore, Spain, Sweden, Switzerland, the UK and the US.

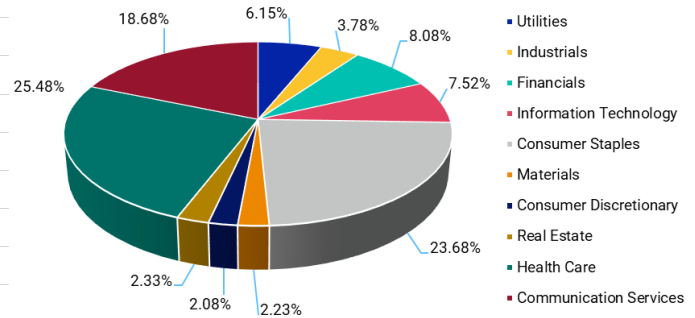
The MSCI World Dividend Growers Low Volatility Select 50 5% Decrement Index was launched on Aug 19, 2020. Data prior to the launch date is back-tested data (i.e. calculations of how the index might have performed over that time period had the index existed). There are frequently material differences between back-tested performance and actual results. Past performance – whether actual or back-tested – is no indication or guarantee of future performance.

## MSCI World Dividend Growers Low Volatility Select 50 Index

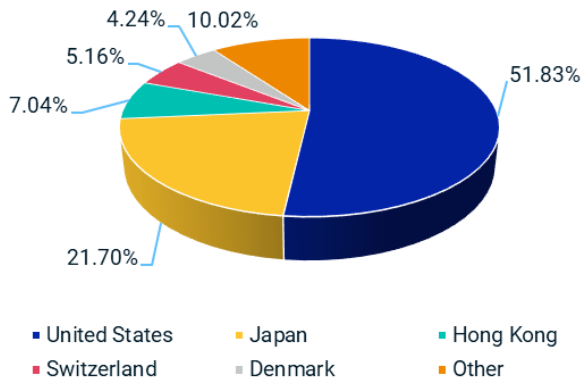
### Top 10 constituents

	Index Wt. (%)	Parent Index Wt (%)	Sector
VERIZON COMMUNICATIONS	4.97	0.53	Comm Svcs
NTT DOCOMO	4.90	0.07	Comm Svcs
JAPAN TOBACCO	4.06	0.05	Cons Staples
NTT CORP	3.71	0.06	Comm Svcs
MERCK & CO	3.56	0.46	Health Care
JOHNSON & JOHNSON	3.22	0.87	Health Care
JAPAN POST BANK CO	3.06	0.01	Financials
ROCHE HOLDING GENUSS	2.93	0.53	Health Care
PFIZER	2.89	0.45	Health Care
TEXAS INSTRUMENTS	2.74	0.28	Info Tech
Total	36.05	3.30	

### Sector Weights



### Country Weights



### Index methodology

The MSCI World Dividend Growers Low Volatility Select 50 5% Decrement Index is constructed from the MSCI World Dividend Growers Low Volatility Select 50 Index, it's parent index. The index aims to represent the performance of a strategy that seeks higher dividend yield and lower risk than the MSCI World index along with dividend growth and dividend sustainability characteristics. The index aims to achieve diversification with country and sector constraints. The index aims represent the gross performance of the parent index, while applying a constant markdown ('synthetic dividend') of 5% on an annual basis, expressed as a percentage of performance.

The index is reviewed on a quarterly basis coinciding with the May and November Semi-Annual Index Reviews and the February and August Quarterly Index Reviews of the Parent Index.

#### ABOUT MSCI INC.

MSCI is a leading provider of critical decision support tools and services for the global investment community.

With over 45 years of expertise in research, data and technology, we power better investment decisions by enabling clients to understand and analyze key drivers of risk and return and confidently build more effective portfolios. We create industry-leading research-enhanced solutions that clients use to gain insight into and improve transparency across the investment process. To learn more, please visit [www.msci.com](http://www.msci.com).

The information contained herein (the "Information") may not be reproduced or disseminated in whole or in part without prior written permission from MSCI. The Information may not be used to verify or correct other data, to create indexes, risk models, or analytics, or in connection with issuing, offering, sponsoring, managing or marketing any securities, portfolios, financial products or other investment vehicles. Historical data and analysis should not be taken as an indication or guarantee of any future performance, analysis, forecast or prediction. None of the Information or MSCI index or other product or service constitutes an offer to buy or sell, or a promotion or recommendation of, any security, financial instrument or product or trading strategy. Further, none of the Information or any MSCI index is intended to constitute investment advice or a recommendation to make (or refrain from making) any kind of investment decision and may not be relied on as such. The Information is provided "as is" and the user of the Information assumes the entire risk of any use it may make or permit to be made of the Information. NONE OF MSCI INC. OR ANY OF ITS SUBSIDIARIES OR ITS OR THEIR DIRECT OR INDIRECT SUPPLIERS OR ANY THIRD PARTY INVOLVED IN THE MAKING OR COMPILING OF THE INFORMATION (EACH, AN "MSCI PARTY") MAKES ANY WARRANTIES OR REPRESENTATIONS AND, TO THE MAXIMUM EXTENT PERMITTED BY LAW, EACH MSCI PARTY HEREBY EXPRESSLY DISCLAIMS ALL IMPLIED WARRANTIES, INCLUDING WARRANTIES OF MERCHANTABILITY AND FITNESS FOR A PARTICULAR PURPOSE. WITHOUT LIMITING ANY OF THE FOREGOING AND TO THE MAXIMUM EXTENT PERMITTED BY LAW, IN NO EVENT SHALL ANY OF THE MSCI PARTIES HAVE ANY LIABILITY REGARDING ANY OF THE INFORMATION FOR ANY DIRECT, INDIRECT, SPECIAL, PUNITIVE, CONSEQUENTIAL (INCLUDING LOST PROFITS) OR ANY OTHER DAMAGES EVEN IF NOTIFIED OF THE POSSIBILITY OF SUCH DAMAGES.

The foregoing shall not exclude or limit any liability that may not by applicable law be excluded or limited.

©2020 MSCI Inc. All rights reserved

