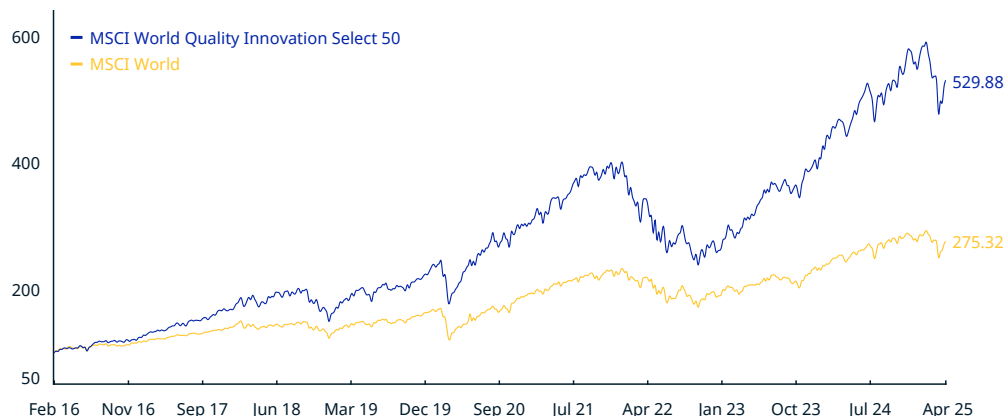


# MSCI World Quality Innovation Select 50 Index (USD)

The MSCI World Quality Innovation Select 50 Index aims to represent the performance of the securities from the MSCI World IMI Index which are also a part of MSCI ACWI IMI Innovation Index with higher quality characteristics.

For a complete description of the index methodology, please see [Index methodology - MSCI](#).

## CUMULATIVE INDEX PERFORMANCE – NET RETURNS (USD) (FEB 2016 – APR 2025)



## ANNUAL PERFORMANCE (%)

Year	MSCI World Quality Innovation Select 50	MSCI World
2024	38.46	18.67
2023	53.68	23.79
2022	-33.72	-18.14
2021	29.39	21.82
2020	36.22	15.90
2019	40.98	27.67
2018	-4.93	-8.71
2017	39.96	22.40

## INDEX PERFORMANCE – NET RETURNS (%) (APR 30, 2025)

	1 Mo	3 Mo	1 Yr	YTD	ANNUALIZED				Since Feb 25, 2016	FUNDAMENTALS (APR 30, 2025)			
					3 Yr	5 Yr	10 Yr			Div Yld (%)	P/E	P/E Fwd	P/BV
MSCI World Quality Innovation Select 50	0.79	-9.84	19.92	-4.81	21.72	19.50	na	19.91		0.79	27.26	22.56	7.98
MSCI World	0.89	-4.30	12.16	-0.92	11.06	13.95	na	11.66		1.86	21.23	18.09	3.32

## INDEX RISK AND RETURN CHARACTERISTICS (APR 30, 2025)

	Turnover (%) <sup>1</sup>	ANNUALIZED STD DEV (%) <sup>2</sup>			SHARPE RATIO <sup>2,3</sup>			Since Feb 25, 2016	MAXIMUM DRAWDOWN	
		3 Yr	5 Yr	10 Yr	3 Yr	5 Yr	10 Yr		(%)	Period YYYY-MM-DD
MSCI World Quality Innovation Select 50	14.76	20.06	20.43	na	0.87	0.85	na	0.94	40.61	2021-11-16–2022-10-12
MSCI World	2.39	15.86	15.76	na	0.47	0.74	na	0.68	34.03	2020-02-12–2020-03-23

<sup>1</sup> Last 12 months

<sup>2</sup> Based on monthly net returns data

<sup>3</sup> Based on NY FED Overnight SOFR from Sep 1 2021 & on ICE LIBOR 1M prior that date

MSCI World Quality Innovation Select 50 Index (USD)

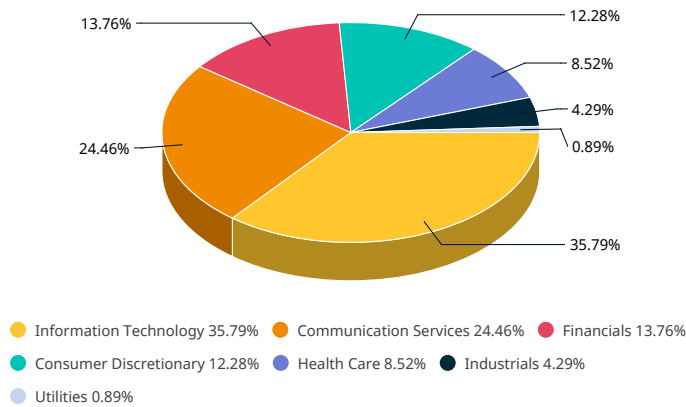
INDEX CHARACTERISTICS

MSCI World Quality Innovation Select 50	
Number of Constituents	50
Mkt Cap ( USD Millions)	
Index	14,147,539.27
Largest	1,520,460.59
Smallest	21,604.19
Average	282,950.79
Median	79,122.57

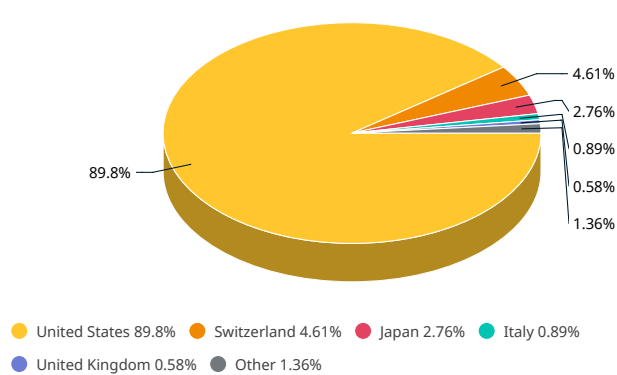
TOP 10 CONSTITUENTS

	Country	Float Adj Mkt Cap ( USD Billions)	Index Wt. (%)	Sector
MICROSOFT CORP	US	1,520.46	10.75	Info Tech
APPLE	US	1,369.71	9.68	Info Tech
ALPHABET A	US	1,361.67	9.62	Comm Svcs
AMAZON.COM	US	1,282.17	9.06	Cons Discr
META PLATFORMS A	US	1,207.62	8.54	Comm Svcs
VISA A	US	1,068.07	7.55	Financials
NETFLIX	US	864.75	6.11	Comm Svcs
MASTERCARD A	US	803.04	5.68	Financials
SALESFORCE	US	459.68	3.25	Info Tech
ROCHE HOLDING GENUSS	CH	411.57	2.91	Health Care
Total		10,348.73	73.15	

SECTOR WEIGHTS



COUNTRY WEIGHTS



The MSCI World Quality Innovation Select 50 Index was launched on Jul 04, 2024. Data prior to the launch date is back-tested test (i.e. calculations of how the index might have performed over that time period had the index existed). There are frequently material differences between back-tested performance and actual results. Past performance – whether actual or back-tested – is no indication or guarantee of future performance.

## ABOUT MSCI

MSCI is a leading provider of critical decision support tools and services for the global investment community. With over 45 years of expertise in research, data and technology, we power better investment decisions by enabling clients to understand and analyze key drivers of risk and return and confidently build more effective portfolios. We create industry-leading research-enhanced solutions that clients use to gain insight into and improve transparency across the investment process. To learn more, please visit [www.msci.com](https://www.msci.com).

The information contained herein (the "Information") may not be reproduced or disseminated in whole or in part without prior written permission from MSCI. The Information may not be used to verify or correct other data, to create indexes, risk models, or analytics, or in connection with issuing, offering, sponsoring, managing or marketing any securities, portfolios, financial products or other investment vehicles. Historical data and analysis should not be taken as an indication or guarantee of any future performance, analysis, forecast or prediction. None of the Information or MSCI index or other product or service constitutes an offer to buy or sell, or a promotion or recommendation of, any security, financial instrument or product or trading strategy. Further, none of the Information or any MSCI index is intended to constitute investment advice or a recommendation to make (or refrain from making) any kind of investment decision and may not be relied on as such. The Information is provided "as is" and the user of the Information assumes the entire risk of any use it may make or permit to be made of the Information. NONE OF MSCI INC. OR ANY OF ITS SUBSIDIARIES OR ITS OR THEIR DIRECT OR INDIRECT SUPPLIERS OR ANY THIRD PARTY INVOLVED IN THE MAKING OR COMPILING OF THE INFORMATION (EACH, AN "MSCI PARTY") MAKES ANY WARRANTIES OR REPRESENTATIONS AND, TO THE MAXIMUM EXTENT PERMITTED BY LAW, EACH MSCI PARTY HEREBY EXPRESSLY DISCLAIMS ALL IMPLIED WARRANTIES, INCLUDING WARRANTIES OF MERCHANTABILITY AND FITNESS FOR A PARTICULAR PURPOSE. WITHOUT LIMITING ANY OF THE FOREGOING AND TO THE MAXIMUM EXTENT PERMITTED BY LAW, IN NO EVENT SHALL ANY OF THE MSCI PARTIES HAVE ANY LIABILITY REGARDING ANY OF THE INFORMATION FOR ANY DIRECT, INDIRECT, SPECIAL, PUNITIVE, CONSEQUENTIAL (INCLUDING LOST PROFITS) OR ANY OTHER DAMAGES EVEN IF NOTIFIED OF THE POSSIBILITY OF SUCH DAMAGES. The foregoing shall not exclude or limit any liability that may not by applicable law be excluded or limited.

© 2025 MSCI Inc. All rights reserved.

