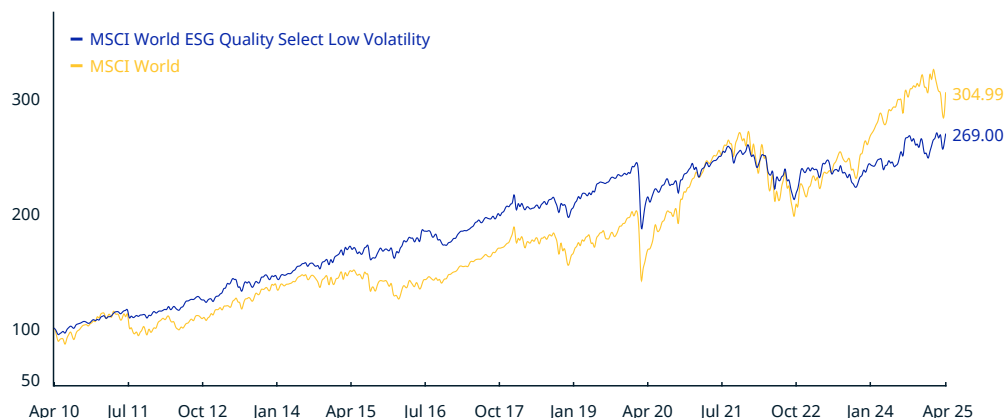


MSCI World ESG Quality Select Low Volatility Index (USD)

The MSCI World ESG Quality Select Low Volatility Index is based on the MSCI World Index, its parent index, and includes large and mid-cap securities across 23 Developed Markets (DM)* countries. The index aims to represent the performance of a strategy that seeks lower risk than the MSCI World index along with improvement in the Quality, ESG and Carbon Emission Intensity characteristics. The index is a Non-Market Capitalization Weighted Index, providing an alternative weighting construct using optimization.

For a complete description of the index methodology, please see [Index methodology - MSCI](#).

CUMULATIVE INDEX PERFORMANCE – PRICE RETURNS (USD) (APR 2010 – APR 2025)



ANNUAL PERFORMANCE (%)

Year	MSCI World ESG Quality Select Low Volatility	MSCI World
2024	5.72	17.00
2023	0.24	21.77
2022	-8.27	-19.46
2021	8.87	20.14
2020	1.07	14.06
2019	19.29	25.19
2018	-4.28	-10.44
2017	18.39	20.11
2016	2.87	5.32
2015	7.19	-2.74
2014	8.39	2.93
2013	18.44	24.10
2012	7.88	13.18
2011	6.18	-7.61

INDEX PERFORMANCE – PRICE RETURNS (%) (APR 30, 2025)

	1 Mo	3 Mo	1 Yr	YTD	ANNUALIZED				Since Feb 28, 2007
					3 Yr	5 Yr	10 Yr		
MSCI World ESG Quality Select Low Volatility	0.59	3.89	12.20	6.56	4.01	4.80	4.82	4.91	
MSCI World	0.74	-4.72	10.60	-1.41	9.35	12.23	7.47	5.06	

FUNDAMENTALS (APR 30, 2025)

Div Yld (%)	P/E	P/E Fwd	P/BV
2.35	20.67	18.13	2.98
1.86	21.23	18.09	3.32

INDEX RISK AND RETURN CHARACTERISTICS (FEB 28, 2007 – APR 30, 2025)

	Beta	Tracking Error (%)	Turnover (%) ¹	ANNUALIZED STD DEV (%) ²			SHARPE RATIO ^{2,3}			Since Feb 28, 2007	MAXIMUM DRAWDOWN	
				3 Yr	5 Yr	10 Yr	3 Yr	5 Yr	10 Yr		(%)	Period YYYY-MM-DD
MSCI World ESG Quality Select Low Volatility	0.52	9.63	92.14	10.98	10.65	10.35	0.02	0.24	0.32	0.37	37.93	2007-12-10–2009-03-09
MSCI World	1.00	0.00	2.39	15.88	15.75	15.07	0.37	0.65	0.42	0.29	59.07	2007-10-31–2009-03-09

¹ Last 12 months

² Based on monthly price returns data

³ Based on NY FED Overnight SOFR from Sep 1 2021 & on ICE LIBOR 1M prior that date

MSCI World ESG Quality Select Low Volatility Index (USD)

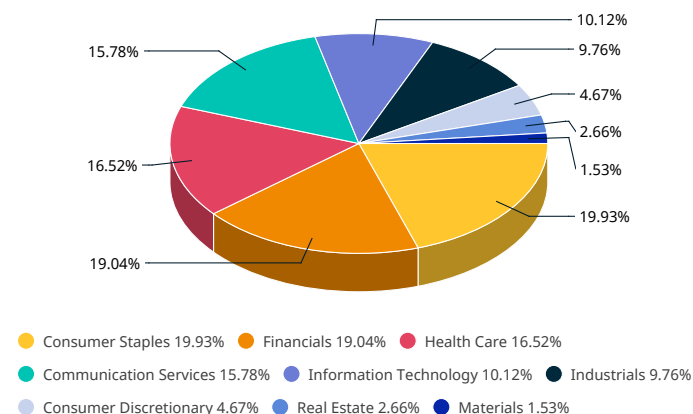
INDEX CHARACTERISTICS

	MSCI World ESG Quality Select Low Volatility	MSCI World
Number of Constituents	136	1,352
	Weight (%)	
Largest	1.97	4.66
Smallest	0.24	0.00
Average	0.74	0.07
Median	0.67	0.03

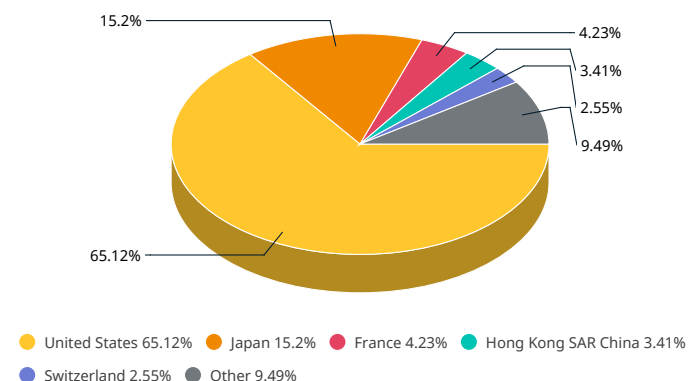
TOP 10 CONSTITUENTS

	Country	Index Wt. (%)	Parent Index Wt. (%)	Sector
DANONE	FR	1.97	0.08	Cons Staples
SWISSCOM	CH	1.84	0.03	Comm Svcs
PROCTER & GAMBLE CO	US	1.73	0.56	Cons Staples
COLGATE-PALMOLIVE	US	1.67	0.10	Cons Staples
ORANGE	FR	1.65	0.04	Comm Svcs
UNILEVER PLC (GB)	GB	1.62	0.23	Cons Staples
SOFTBANK CORP	JP	1.53	0.06	Comm Svcs
JOHNSON & JOHNSON	US	1.50	0.55	Health Care
TAKEDA PHARMACEUTICAL	JP	1.46	0.07	Health Care
PEPSICO	US	1.43	0.27	Cons Staples
Total		16.39	1.99	

SECTOR WEIGHTS



COUNTRY WEIGHTS



* DM countries include: Australia, Austria, Belgium, Canada, Denmark, Finland, France, Germany, Hong Kong, Ireland, Israel, Italy, Japan, Netherlands, New Zealand, Norway, Portugal, Singapore, Spain, Sweden, Switzerland, the UK and the USA.

The MSCI World ESG Quality Select Low Volatility Index was launched on May 27, 2020. Data prior to the launch date is back-tested test (i.e. calculations of how the index might have performed over that time period had the index existed). There are frequently material differences between back-tested performance and actual results. Past performance – whether actual or back-tested – is no indication or guarantee of future performance.

ABOUT MSCI

MSCI is a leading provider of critical decision support tools and services for the global investment community. With over 45 years of expertise in research, data and technology, we power better investment decisions by enabling clients to understand and analyze key drivers of risk and return and confidently build more effective portfolios. We create industry-leading research-enhanced solutions that clients use to gain insight into and improve transparency across the investment process. To learn more, please visit www.msci.com.

The information contained herein (the "Information") may not be reproduced or disseminated in whole or in part without prior written permission from MSCI. The Information may not be used to verify or correct other data, to create indexes, risk models, or analytics, or in connection with issuing, offering, sponsoring, managing or marketing any securities, portfolios, financial products or other investment vehicles. Historical data and analysis should not be taken as an indication or guarantee of any future performance, analysis, forecast or prediction. None of the Information or MSCI index or other product or service constitutes an offer to buy or sell, or a promotion or recommendation of, any security, financial instrument or product or trading strategy. Further, none of the Information or any MSCI index is intended to constitute investment advice or a recommendation to make (or refrain from making) any kind of investment decision and may not be relied on as such. The Information is provided "as is" and the user of the Information assumes the entire risk of any use it may make or permit to be made of the Information. NONE OF MSCI INC. OR ANY OF ITS SUBSIDIARIES OR ITS OR THEIR DIRECT OR INDIRECT SUPPLIERS OR ANY THIRD PARTY INVOLVED IN THE MAKING OR COMPILING OF THE INFORMATION (EACH, AN "MSCI PARTY") MAKES ANY WARRANTIES OR REPRESENTATIONS AND, TO THE MAXIMUM EXTENT PERMITTED BY LAW, EACH MSCI PARTY HEREBY EXPRESSLY DISCLAIMS ALL IMPLIED WARRANTIES, INCLUDING WARRANTIES OF MERCHANTABILITY AND FITNESS FOR A PARTICULAR PURPOSE. WITHOUT LIMITING ANY OF THE FOREGOING AND TO THE MAXIMUM EXTENT PERMITTED BY LAW, IN NO EVENT SHALL ANY OF THE MSCI PARTIES HAVE ANY LIABILITY REGARDING ANY OF THE INFORMATION FOR ANY DIRECT, INDIRECT, SPECIAL, PUNITIVE, CONSEQUENTIAL (INCLUDING LOST PROFITS) OR ANY OTHER DAMAGES EVEN IF NOTIFIED OF THE POSSIBILITY OF SUCH DAMAGES. The foregoing shall not exclude or limit any liability that may not by applicable law be excluded or limited.

© 2025 MSCI Inc. All rights reserved.

