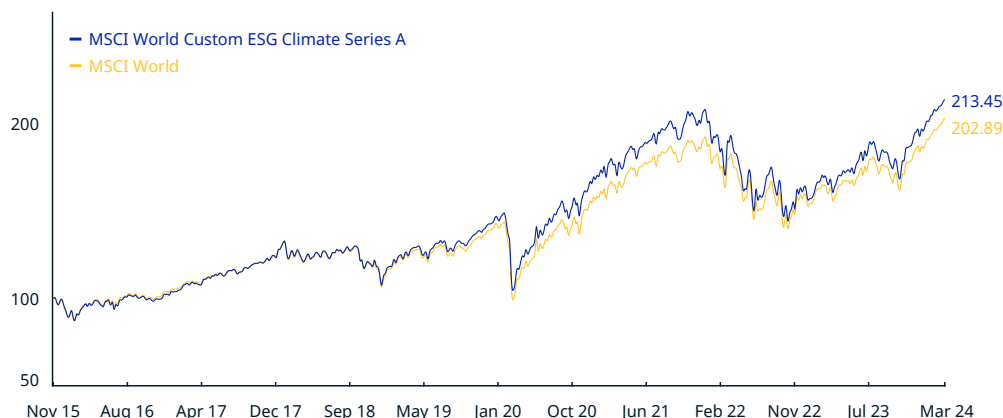


MSCI World Custom ESG Climate Series A Index (USD)

The MSCI World Custom ESG Climate Series A Index is based on the MSCI World Index, its parent index, and includes large and mid-cap securities across 23 Developed Markets (DM)* countries. The Index aims to represent the performance of a strategy that is designed to exclude companies based on various ESG and climate change criteria. Additionally, the constituents are reweighted in proportion of their revenue from “Green” sources and the strength of their practices and strategies to manage climate related risks and opportunities.

For a complete description of the index methodology, please see [Index methodology - MSCI](#).

CUMULATIVE INDEX PERFORMANCE – PRICE RETURNS (USD) (NOV 2015 – MAR 2024)



ANNUAL PERFORMANCE (%)

Year	MSCI World Custom ESG Climate Series A	MSCI World
2023	25.65	21.77
2022	-24.13	-19.46
2021	20.77	20.14
2020	19.59	14.06
2019	26.96	25.19
2018	-9.32	-10.44
2017	21.85	20.11
2016	3.18	5.32

INDEX PERFORMANCE – PRICE RETURNS (%) (MAR 29, 2024)

	1 Mo	3 Mo	1 Yr	YTD	ANNUALIZED				Since Nov 30, 2015	FUNDAMENTALS (MAR 29, 2024)			
					3 Yr	5 Yr	10 Yr			Div Yld (%)	P/E	P/E Fwd	P/BV
MSCI World Custom ESG Climate Series A	2.51	8.53	24.80	8.53	6.46	11.16	na	9.52		1.65	23.99	19.86	3.65
MSCI World	3.01	8.47	23.15	8.47	6.93	10.28	na	8.86		1.82	21.97	18.72	3.36

INDEX RISK AND RETURN CHARACTERISTICS (NOV 30, 2015 – MAR 29, 2024)

	Beta	Tracking Error (%)	Turnover (%) ¹	ANNUALIZED STD DEV (%) ²			SHARPE RATIO ^{2,3}			Since Nov 30, 2015	MAXIMUM DRAWDOWN	
				3 Yr	5 Yr	10 Yr	3 Yr	5 Yr	10 Yr		(%)	Period YYYY-MM-DD
MSCI World Custom ESG Climate Series A	1.01	1.71	4.42	17.78	18.36	na	0.30	0.56	na	0.55	32.80	2020-02-19–2020-03-23
MSCI World	1.00	0.00	2.29	17.05	18.11	na	0.33	0.52	na	0.52	34.20	2020-02-12–2020-03-23

¹ Last 12 months

² Based on monthly price returns data

³ Based on NY FED Overnight SOFR from Sep 1 2021 & on ICE LIBOR 1M prior that date

MSCI World Custom ESG Climate Series A Index (USD)

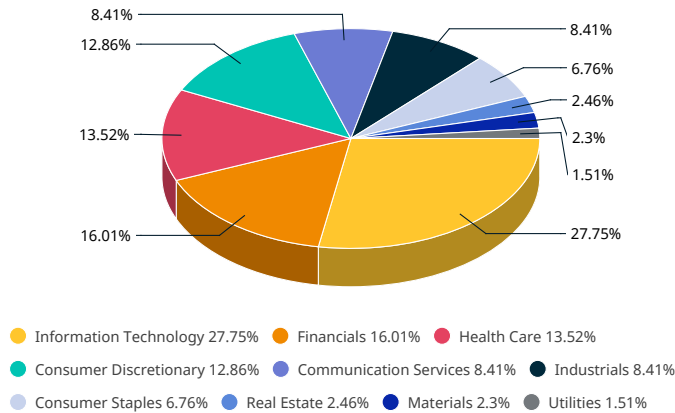
INDEX CHARACTERISTICS

	MSCI World Custom ESG Climate Series A	MSCI World
Number of Constituents	1,207	1,465
Weight (%)		
Largest	5.77	4.57
Smallest	0.00	0.00
Average	0.08	0.07
Median	0.03	0.02

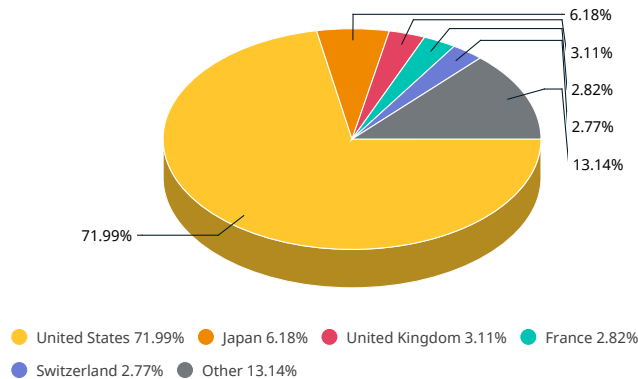
TOP 10 CONSTITUENTS

	Index Wt. (%)	Parent Index Wt. (%)	Sector
MICROSOFT CORP	5.77	4.57	Info Tech
NVIDIA	4.86	3.44	Info Tech
APPLE	3.66	3.88	Info Tech
AMAZON.COM	2.69	2.58	Cons Discr
TESLA	2.00	0.77	Cons Discr
META PLATFORMS A	1.84	1.66	Comm Srvc
ALPHABET A	1.54	1.37	Comm Srvc
ALPHABET C	1.38	1.21	Comm Srvc
LILLY (ELI) & COMPANY	1.09	0.97	Health Care
BROADCOM	0.98	0.91	Info Tech
Total	25.82	21.36	

SECTOR WEIGHTS



COUNTRY WEIGHTS



* DM countries include: Australia, Austria, Belgium, Canada, Denmark, Finland, France, Germany, Hong Kong, Ireland, Israel, Italy, Japan, Netherlands, New Zealand, Norway, Portugal, Singapore, Spain, Sweden, Switzerland, the UK and the US.

ABOUT MSCI

MSCI is a leading provider of critical decision support tools and services for the global investment community. With over 45 years of expertise in research, data and technology, we power better investment decisions by enabling clients to understand and analyze key drivers of risk and return and confidently build more effective portfolios. We create industry-leading research-enhanced solutions that clients use to gain insight into and improve transparency across the investment process. To learn more, please visit www.msci.com.

The information contained herein (the "Information") may not be reproduced or disseminated in whole or in part without prior written permission from MSCI. The Information may not be used to verify or correct other data, to create indexes, risk models, or analytics, or in connection with issuing, offering, sponsoring, managing or marketing any securities, portfolios, financial products or other investment vehicles. Historical data and analysis should not be taken as an indication or guarantee of any future performance, analysis, forecast or prediction. None of the Information or MSCI index or other product or service constitutes an offer to buy or sell, or a promotion or recommendation of, any security, financial instrument or product or trading strategy. Further, none of the Information or any MSCI index is intended to constitute investment advice or a recommendation to make (or refrain from making) any kind of investment decision and may not be relied on as such. The Information is provided "as is" and the user of the Information assumes the entire risk of any use it may make or permit to be made of the Information. NONE OF MSCI INC. OR ANY OF ITS SUBSIDIARIES OR ITS OR THEIR DIRECT OR INDIRECT SUPPLIERS OR ANY THIRD PARTY INVOLVED IN THE MAKING OR COMPILING OF THE INFORMATION (EACH, AN "MSCI PARTY") MAKES ANY WARRANTIES OR REPRESENTATIONS AND, TO THE MAXIMUM EXTENT PERMITTED BY LAW, EACH MSCI PARTY HEREBY EXPRESSLY DISCLAIMS ALL IMPLIED WARRANTIES, INCLUDING WARRANTIES OF MERCHANTABILITY AND FITNESS FOR A PARTICULAR PURPOSE. WITHOUT LIMITING ANY OF THE FOREGOING AND TO THE MAXIMUM EXTENT PERMITTED BY LAW, IN NO EVENT SHALL ANY OF THE MSCI PARTIES HAVE ANY LIABILITY REGARDING ANY OF THE INFORMATION FOR ANY DIRECT, INDIRECT, SPECIAL, PUNITIVE, CONSEQUENTIAL (INCLUDING LOST PROFITS) OR ANY OTHER DAMAGES EVEN IF NOTIFIED OF THE POSSIBILITY OF SUCH DAMAGES. The foregoing shall not exclude or limit any liability that may not by applicable law be excluded or limited.

© 2024 MSCI Inc. All rights reserved.

