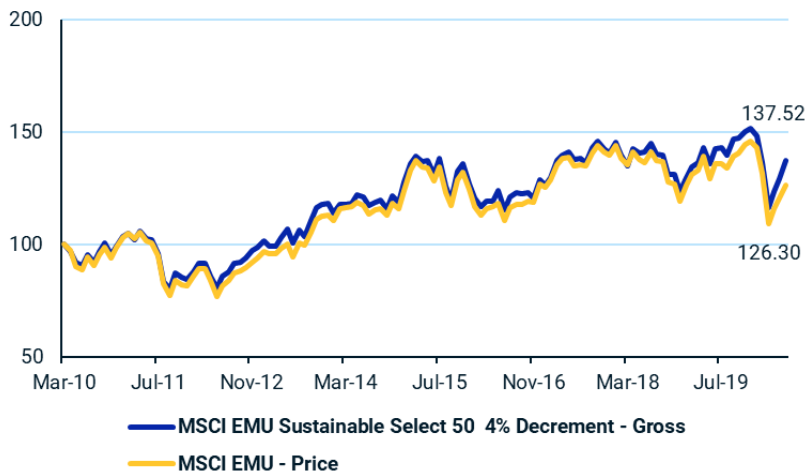


MSCI EMU Sustainable Select 50 4% Decrement Index (EUR)

The MSCI EMU Sustainable Select 50 4% Decrement Index (Gross) is based on the MSCI EMU Index, its parent index, and includes large and mid-cap securities across 10 Developed Markets (DM) in the EMU. The Index aims to represent the gross performance of a set of 50 stocks from the parent index that have high Environmental, Social and Governance (ESG) profile, which are then picked in descending order of their free float-adjusted market capitalization. The Index aims to avoid concentration by capping the weight of securities within the index to a maximum of 5%, while applying a constant markdown ('synthetic dividend') of 4% on the gross total return variant on an annual basis, expressed as a percentage of performance.

Cumulative index performance

EUR GROSS RETURNS MAR 10 – JUNE 2020



Annual performance (%)

YEAR	MSCI EMU Sustainable Select ESG 50 4% Decrement-Gross	MSCI EMU - Price
2019	22.70	22.41
2018	-12.17	-14.70
2017	9.44	10.09
2016	1.43	1.80
2015	6.76	7.67
2014	0.57	2.26
2013	19.50	20.33
2012	17.15	15.39
2011	-15.04	-17.48

Index performance

EUR RETURNS (%) JUNE 30, 2020

INDEX	1 Month	3 Months	1 Year	Year to Date	ANNUALIZED			
					3 Years	5 Years	10 Years	Since Mar 31, 2010
MSCI EMU Sustainable Select ESG 50 4% Decrement-Gross	6.18	18.28	-3.52	-9.46	-0.10	0.96	4.26	3.16
MSCI EMU - Price	4.59	15.81	-7.08	-13.45	-2.25	-0.36	3.56	2.30

Index risk and return characteristics

(%) JUNE 30, 2020

INDEX	ANNUALIZED STANDARD DEVIATION			
	3 Years	5 Years	10 Years	Since Mar 31, 2010
MSCI EMU Sustainable Select ESG 50 4% Decrement-Gross	15.81	16.08	15.28	15.23
MSCI EMU - Price	16.55	16.08	15.45	15.48

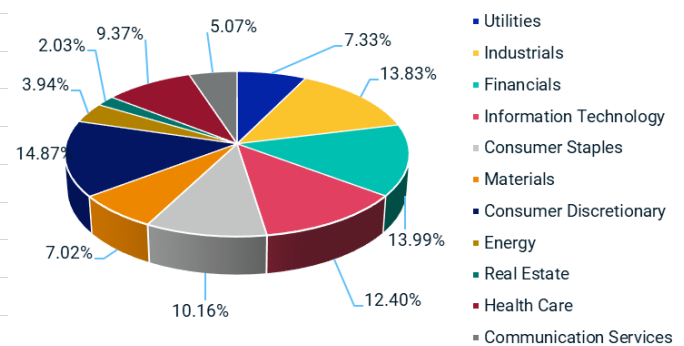
*DM countries in the EMU include: Austria, Belgium, Finland, France, Germany, Ireland, Italy, the Netherlands, Norway, Portugal, Spain.

MSCI EMU Index - Price

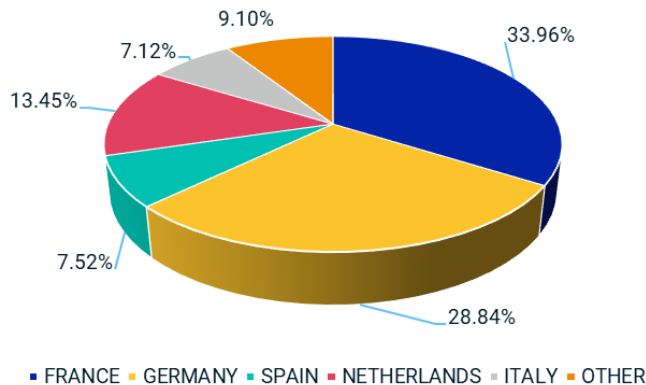
Top 10 constituents

	Sector	Index Wt. (%)
ASML HLDG	Info Tech	3.72
SAP	Info Tech	3.47
LVMH MOET HENNESSY	Cons Discr	2.90
SANOFI	Health Care	2.73
TOTAL	Energy	2.24
SIEMENS	Industrials	2.14
ALLIANZ	Financials	2.03
L'OREAL	Cons Staples	1.92
UNILEVER NV (NL)	Cons Staples	1.84
BAYER	Health Care	1.73
Total		24.71

Sector Weights



Country Weights



Additional information

MSCI EMU Sustainable Select ESG 50 4% Decrement Index (Gross)

Bloomberg Ticker

MXEMUS4G Index

Index methodology

The MSCI EMU Sustainable Select 50 4% Decrement Index (Gross) is constructed from MSCI EMU Index, its parent index. The Index aims to represent the gross performance of a set of 50 stocks from the parent index that have high Environmental, Social and Governance (ESG) scores. The Index aims to achieve diversification by capping the weight of securities within the index to a maximum of 5%, while applying a constant markdown ('synthetic dividend') of 4% on the gross total return variant on an annual basis, expressed as a percentage of performance.

The index is reviewed on a quarterly basis coinciding with the May and November Semi-Annual Index Reviews and the February and August Quarterly Index Reviews of the Parent Index.

ABOUT MSCI INC.

MSCI is a leading provider of critical decision support tools and services for the global investment community.

With over 45 years of expertise in research, data and technology, we power better investment decisions by enabling clients to understand and analyze key drivers of risk and return and confidently build more effective portfolios. We create industry-leading research-enhanced solutions that clients use to gain insight into and improve transparency across the investment process. To learn more, please visit www.msci.com.

The information contained herein (the "Information") may not be reproduced or disseminated in whole or in part without prior written permission from MSCI. The Information may not be used to verify or correct other data, to create indexes, risk models, or analytics, or in connection with issuing, offering, sponsoring, managing or marketing any securities, portfolios, financial products or other investment vehicles. Historical data and analysis should not be taken as an indication or guarantee of any future performance, analysis, forecast or prediction. None of the Information or MSCI index or other product or service constitutes an offer to buy or sell, or a promotion or recommendation of, any security, financial instrument or product or trading strategy. Further, none of the Information or any MSCI index is intended to constitute investment advice or a recommendation to make (or refrain from making) any kind of investment decision and may not be relied on as such. The Information is provided "as is" and the user of the Information assumes the entire risk of any use it may make or permit to be made of the Information. NONE OF MSCI INC. OR ANY OF ITS SUBSIDIARIES OR ITS OR THEIR DIRECT OR INDIRECT SUPPLIERS OR ANY THIRD PARTY INVOLVED IN THE MAKING OR COMPILING OF THE INFORMATION (EACH, AN "MSCI PARTY") MAKES ANY WARRANTIES OR REPRESENTATIONS AND, TO THE MAXIMUM EXTENT PERMITTED BY LAW, EACH MSCI PARTY HEREBY EXPRESSLY DISCLAIMS ALL IMPLIED WARRANTIES, INCLUDING WARRANTIES OF MERCHANTABILITY AND FITNESS FOR A PARTICULAR PURPOSE. WITHOUT LIMITING ANY OF THE FOREGOING AND TO THE MAXIMUM EXTENT PERMITTED BY LAW, IN NO EVENT SHALL ANY OF THE MSCI PARTIES HAVE ANY LIABILITY REGARDING ANY OF THE INFORMATION FOR ANY DIRECT, INDIRECT, SPECIAL, PUNITIVE, CONSEQUENTIAL (INCLUDING LOST PROFITS) OR ANY OTHER DAMAGES EVEN IF NOTIFIED OF THE POSSIBILITY OF SUCH DAMAGES. The foregoing shall not exclude or limit any liability that may not by applicable law be excluded or limited.

©2020 MSCI Inc. All rights reserved