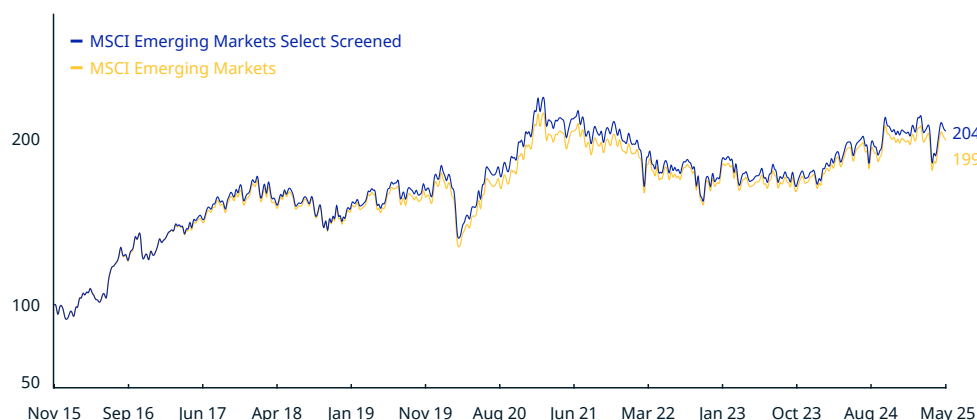


# MSCI Emerging Markets Select Screened Index (GBP)

The MSCI Emerging Markets Select Screened Index is based on the MSCI Emerging Markets Index, its parent index, and includes large and mid-cap securities across 24 Emerging Markets (EM) countries\*. The index excludes companies from the parent index that are associated with conventional, controversial, civilian and nuclear weapons and tobacco, that are assigned an MSCI ESG Rating of 'CCC', that derive revenues from thermal coal and oil sands extraction or that are not in compliance with the United Nations Global Compact principles.

For a complete description of the index methodology, please see [Index methodology - MSCI](#).

## CUMULATIVE INDEX PERFORMANCE – NET RETURNS (GBP) (NOV 2015 – MAY 2025)



## ANNUAL PERFORMANCE (%)

Year	MSCI Emerging Markets Select Screened	MSCI Emerging Markets
2024	10.51	9.43
2023	3.55	3.63
2022	-11.31	-10.02
2021	-2.49	-1.64
2020	16.37	14.65
2019	15.34	13.85
2018	-9.51	-9.26
2017	27.05	25.40
2016	32.82	32.63

## INDEX PERFORMANCE – NET RETURNS (%) (MAY 30, 2025)

	1 Mo	3 Mo	1 Yr	YTD	ANNUALIZED				Since Nov 30, 2015	FUNDAMENTALS (MAY 30, 2025)			
					3 Yr	5 Yr	10 Yr			Div Yld (%)	P/E	P/E Fwd	P/BV
MSCI Emerging Markets Select Screened	3.43	-0.95	7.95	1.13	3.01	5.09	na	7.83		2.62	14.68	12.37	1.86
MSCI Emerging Markets	3.27	-0.74	6.72	0.98	2.80	5.23	na	7.53		2.65	14.42	12.15	1.81

## INDEX RISK AND RETURN CHARACTERISTICS (NOV 30, 2015 – MAY 30, 2025)

	Beta	Tracking Error (%)	Turnover (%) <sup>1</sup>	ANNUALIZED STD DEV (%) <sup>2</sup>			SHARPE RATIO <sup>2,3</sup>			Since Nov 30, 2015	MAXIMUM DRAWDOWN	
				3 Yr	5 Yr	10 Yr	3 Yr	5 Yr	10 Yr		(%)	Period YYYY-MM-DD
MSCI Emerging Markets Select Screened	1.00	0.77	7.85	13.87	12.71	na	-0.02	0.25	na	0.50	28.92	2021-02-17–2022-10-28
MSCI Emerging Markets	1.00	0.00	5.74	13.65	12.46	na	-0.04	0.26	na	0.48	26.84	2021-02-17–2022-10-28

<sup>1</sup> Last 12 months

<sup>2</sup> Based on monthly net returns data

<sup>3</sup> Based on Bank of England Overnight SONIA from Sep 1 2021 & on ICE LIBOR 1M prior that date

## MSCI Emerging Markets Select Screened Index (GBP)

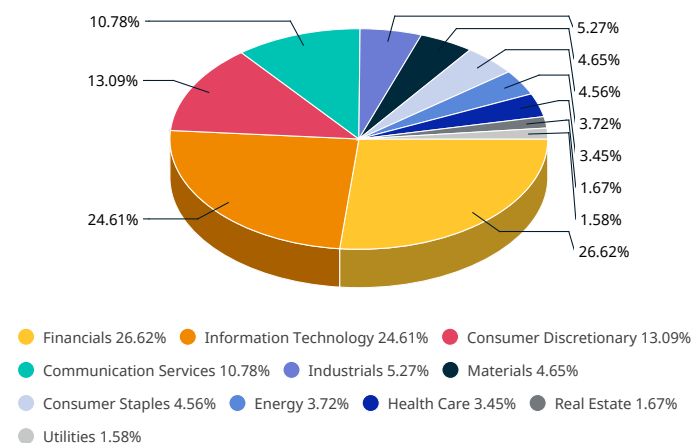
### INDEX CHARACTERISTICS

	MSCI Emerging Markets Select Screened	MSCI Emerging Markets
<b>Number of Constituents</b>	989	1,206
	<b>Weight (%)</b>	
<b>Largest</b>	10.50	9.63
<b>Smallest</b>	0.00	0.00
<b>Average</b>	0.10	0.08
<b>Median</b>	0.04	0.03

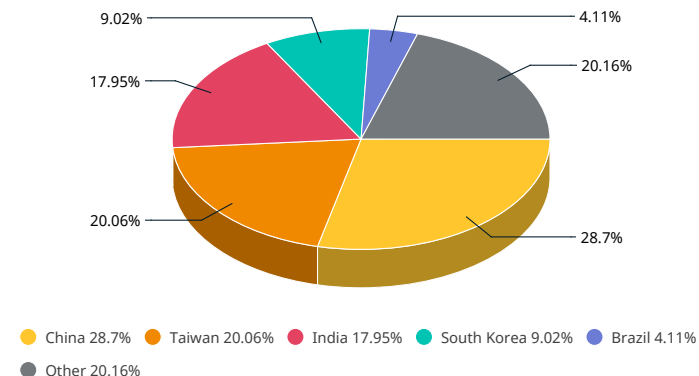
### TOP 10 CONSTITUENTS

	Country	Index Wt. (%)	Parent Index Wt. (%)	Sector
TAIWAN SEMICONDUCTOR MFG	TW	10.50	9.63	Info Tech
TENCENT HOLDINGS LI (CN)	CN	5.42	4.97	Comm Svcs
ALIBABA GRP HLDG (HK)	CN	3.10	2.85	Cons Discr
SAMSUNG ELECTRONICS CO	KR	2.57	2.36	Info Tech
HDFC BANK	IN	1.70	1.56	Financials
XIAOMI CORP B	CN	1.41	1.30	Info Tech
RELIANCE INDUSTRIES	IN	1.34	1.23	Energy
ICICI BANK	IN	1.17	1.08	Financials
MEITUAN B	CN	1.14	1.05	Cons Discr
CHINA CONSTRUCTION BK H	CN	1.14	1.05	Financials
<b>Total</b>		<b>29.49</b>	<b>27.06</b>	

### SECTOR WEIGHTS



### COUNTRY WEIGHTS



\* EM countries include: Argentina, Brazil, Chile, China, Colombia, Czech Republic, Egypt, Greece, Hungary, India, Indonesia, Korea, Kuwait, Malaysia, Mexico, Pakistan, Peru, Philippines, Poland, Qatar, Russia, Saudi Arabia, South Africa, Taiwan, Thailand, Turkey and United Arab Emirates.

The MSCI ESG Screened Indexes were renamed the MSCI Screened Indexes as of Feb 3, 2025.

The MSCI Emerging Markets Select Screened Index was launched on Apr 21, 2021. Data prior to the launch date is back-tested test (i.e. calculations of how the index might have performed over that time period had the index existed). There are frequently material differences between back-tested performance and actual results. Past performance – whether actual or back-tested – is no indication or guarantee of future performance.

## ABOUT MSCI

MSCI is a leading provider of critical decision support tools and services for the global investment community. With over 50 years of expertise in research, data and technology, we power better investment decisions by enabling clients to understand and analyze key drivers of risk and return and confidently build more effective portfolios. We create industry-leading research-enhanced solutions that clients use to gain insight into and improve transparency across the investment process. To learn more, please visit [www.msci.com](http://www.msci.com).

The information contained herein (the "Information") may not be reproduced or disseminated in whole or in part without prior written permission from MSCI. The Information may not be used to verify or correct other data, to create indexes, risk models, or analytics, or in connection with issuing, offering, sponsoring, managing or marketing any securities, portfolios, financial products or other investment vehicles. Historical data and analysis should not be taken as an indication or guarantee of any future performance, analysis, forecast or prediction. None of the Information or MSCI index or other product or service constitutes an offer to buy or sell, or a promotion or recommendation of, any security, financial instrument or product or trading strategy. Further, none of the Information or any MSCI index is intended to constitute investment advice or a recommendation to make (or refrain from making) any kind of investment decision and may not be relied on as such. The Information is provided "as is" and the user of the Information assumes the entire risk of any use it may make or permit to be made of the Information. NONE OF MSCI INC. OR ANY OF ITS SUBSIDIARIES OR ITS OR THEIR DIRECT OR INDIRECT SUPPLIERS OR ANY THIRD PARTY INVOLVED IN THE MAKING OR COMPILING OF THE INFORMATION (EACH, AN "MSCI PARTY") MAKES ANY WARRANTIES OR REPRESENTATIONS AND, TO THE MAXIMUM EXTENT PERMITTED BY LAW, EACH MSCI PARTY HEREBY EXPRESSLY DISCLAIMS ALL IMPLIED WARRANTIES, INCLUDING WARRANTIES OF MERCHANTABILITY AND FITNESS FOR A PARTICULAR PURPOSE. WITHOUT LIMITING ANY OF THE FOREGOING AND TO THE MAXIMUM EXTENT PERMITTED BY LAW, IN NO EVENT SHALL ANY OF THE MSCI PARTIES HAVE ANY LIABILITY REGARDING ANY OF THE INFORMATION FOR ANY DIRECT, INDIRECT, SPECIAL, PUNITIVE, CONSEQUENTIAL (INCLUDING LOST PROFITS) OR ANY OTHER DAMAGES EVEN IF NOTIFIED OF THE POSSIBILITY OF SUCH DAMAGES. The foregoing shall not exclude or limit any liability that may not by applicable law be excluded or limited.

© 2025 MSCI Inc. All rights reserved.

