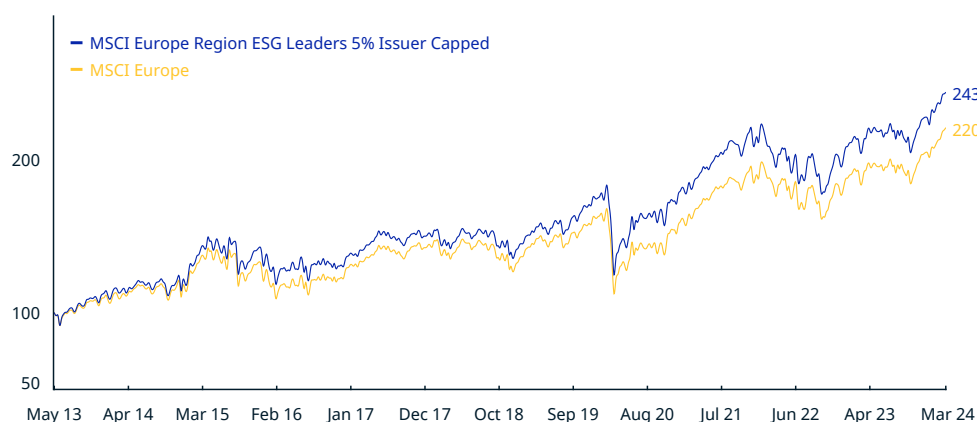


MSCI Europe Region ESG Leaders 5% Issuer Capped Index (EUR)

The MSCI Europe Region ESG Leaders 5% Issuer Capped Index captures large and mid-cap stocks across 15 Developed Markets (DM) countries* in Europe. The Index aims to provide exposure to companies with high Environmental, Social and Governance (ESG) performance relative to their sector peers and is designed for investors seeking a broad, diversified sustainability benchmark with relatively low tracking error to the underlying equity market. The index is a capped version of the MSCI Europe ESG Leaders Index and limits concentration risk by constraining the maximum weight of a company to 5%. Constituent selection is based on the research provided by MSCI ESG Research.

For a complete description of the index methodology, please see [Index methodology - MSCI](#).

CUMULATIVE INDEX PERFORMANCE – NET RETURNS (EUR) (MAY 2013 – MAR 2024)



ANNUAL PERFORMANCE (%)

Year	MSCI Europe Region ESG Leaders 5% Issuer Capped	MSCI Europe
2023	16.96	15.83
2022	-11.44	-9.49
2021	25.04	25.13
2020	1.19	-3.32
2019	27.20	26.05
2018	-8.78	-10.57
2017	9.09	10.24
2016	0.56	2.58
2015	13.30	8.22
2014	7.73	6.84

INDEX PERFORMANCE – NET RETURNS (%) (MAR 29, 2024)

	1 Mo	3 Mo	1 Yr	YTD	ANNUALIZED			
					3 Yr	5 Yr	10 Yr	Since May 31, 2013
MSCI Europe Region ESG Leaders 5% Issuer Capped	3.31	6.70	14.18	6.70	8.67	9.82	7.78	8.58
MSCI Europe	3.94	7.63	14.79	7.63	9.22	8.80	7.02	7.58

FUNDAMENTALS (MAR 29, 2024)

Div Yld (%)	P/E	P/E Fwd	P/BV
3.17	16.20	14.61	2.29
3.14	15.12	13.74	2.11

INDEX RISK AND RETURN CHARACTERISTICS (MAY 31, 2013 – MAR 29, 2024)

	Beta	Tracking Error (%)	Turnover (%) ¹	ANNUALIZED STD DEV (%) ²			SHARPE RATIO ^{2,3}			Since May 31, 2013	MAXIMUM DRAWDOWN	
				3 Yr	5 Yr	10 Yr	3 Yr	5 Yr	10 Yr		(%)	Period YYYY-MM-DD
MSCI Europe Region ESG Leaders 5% Issuer Capped	0.99	1.77	28.79	14.09	15.62	13.86	0.58	0.65	0.60	0.66	34.13	2020-02-19–2020-03-18
MSCI Europe	1.00	0.00	3.30	13.54	15.80	13.98	0.63	0.58	0.55	0.59	35.25	2020-02-19–2020-03-18

¹ Last 12 months

² Based on monthly net returns data

³ Based on EMMI EURIBOR 1M from Sep 1 2021 & on ICE LIBOR 1M prior that date

MSCI Europe Region ESG Leaders 5% Issuer Capped Index (EUR)

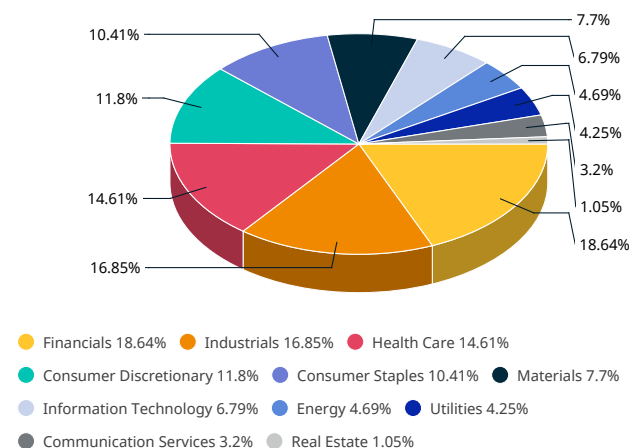
INDEX CHARACTERISTICS

	MSCI Europe Region ESG Leaders 5% Issuer Capped	MSCI Europe
Number of Constituents	192	421
Weight (%)		
Largest	4.54	3.78
Smallest	0.04	0.02
Average	0.52	0.24
Median	0.25	0.10

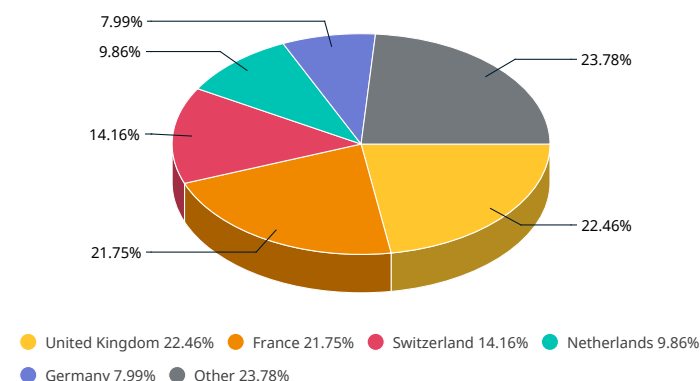
TOP 10 CONSTITUENTS

	Country	Index Wt. (%)	Parent Index Wt. (%)	Sector
ASML HLDG	NL	4.54	3.52	Info Tech
NOVO NORDISK B	DK	4.49	3.78	Health Care
LVMH MOET HENNESSY	FR	4.43	2.25	Cons Discr
ASTRAZENECA	GB	4.15	1.90	Health Care
NOVARTIS	CH	3.95	1.80	Health Care
HSBC HOLDINGS (GB)	GB	2.97	1.36	Financials
TOTALENERGIES	FR	2.95	1.35	Energy
UNILEVER PLC (GB)	GB	2.49	1.14	Cons Staples
SCHNEIDER ELECTRIC	FR	2.45	1.12	Industrials
L'OREAL	FR	2.26	1.03	Cons Staples
Total		34.69	19.25	

SECTOR WEIGHTS



COUNTRY WEIGHTS



The MSCI ESG Indexes use ratings and other data supplied by MSCI ESG Research Inc, a subsidiary of MSCI Inc.

* DM countries include: Austria, Belgium, Canada, Denmark, Finland, France, Germany, Ireland, Italy, Netherlands, Norway, Portugal, Spain, Sweden, Switzerland and the UK.

The MSCI Europe Region ESG Leaders 5% Issuer Capped Index was launched on Oct 06, 2020. Data prior to the launch date is back-tested test (i.e. calculations of how the index might have performed over that time period had the index existed). There are frequently material differences between back-tested performance and actual results. Past performance – whether actual or back-tested – is no indication or guarantee of future performance.

ABOUT MSCI

MSCI is a leading provider of critical decision support tools and services for the global investment community. With over 45 years of expertise in research, data and technology, we power better investment decisions by enabling clients to understand and analyze key drivers of risk and return and confidently build more effective portfolios. We create industry-leading research-enhanced solutions that clients use to gain insight into and improve transparency across the investment process. To learn more, please visit www.msci.com.

The information contained herein (the "Information") may not be reproduced or disseminated in whole or in part without prior written permission from MSCI. The Information may not be used to verify or correct other data, to create indexes, risk models, or analytics, or in connection with issuing, offering, sponsoring, managing or marketing any securities, portfolios, financial products or other investment vehicles. Historical data and analysis should not be taken as an indication or guarantee of any future performance, analysis, forecast or prediction. None of the Information or MSCI index or other product or service constitutes an offer to buy or sell, or a promotion or recommendation of, any security, financial instrument or product or trading strategy. Further, none of the Information or any MSCI index is intended to constitute investment advice or a recommendation to make (or refrain from making) any kind of investment decision and may not be relied on as such. The Information is provided "as is" and the user of the Information assumes the entire risk of any use it may make or permit to be made of the Information. NONE OF MSCI INC. OR ANY OF ITS SUBSIDIARIES OR ITS OR THEIR DIRECT OR INDIRECT SUPPLIERS OR ANY THIRD PARTY INVOLVED IN THE MAKING OR COMPILING OF THE INFORMATION (EACH, AN "MSCI PARTY") MAKES ANY WARRANTIES OR REPRESENTATIONS AND, TO THE MAXIMUM EXTENT PERMITTED BY LAW, EACH MSCI PARTY HEREBY EXPRESSLY DISCLAIMS ALL IMPLIED WARRANTIES, INCLUDING WARRANTIES OF MERCHANTABILITY AND FITNESS FOR A PARTICULAR PURPOSE. WITHOUT LIMITING ANY OF THE FOREGOING AND TO THE MAXIMUM EXTENT PERMITTED BY LAW, IN NO EVENT SHALL ANY OF THE MSCI PARTIES HAVE ANY LIABILITY REGARDING ANY OF THE INFORMATION FOR ANY DIRECT, INDIRECT, SPECIAL, PUNITIVE, CONSEQUENTIAL (INCLUDING LOST PROFITS) OR ANY OTHER DAMAGES EVEN IF NOTIFIED OF THE POSSIBILITY OF SUCH DAMAGES. The foregoing shall not exclude or limit any liability that may not by applicable law be excluded or limited.

© 2024 MSCI Inc. All rights reserved.