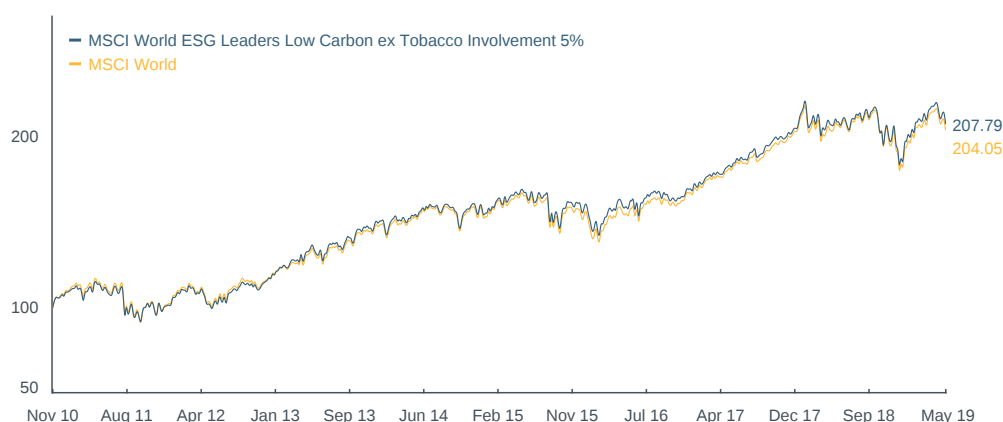


# MSCI WORLD ESG LEADERS LOW CARBON EX TOBACCO INVOLVEMENT 5% INDEX (USD)

The MSCI World ESG Leaders Low Carbon ex Tobacco Involvement 5% Index is based on the MSCI World Index, its parent index, and includes large and mid-cap stocks across 23 Developed Markets (DM) countries\*. The Index is designed to represent the performance of companies that have low carbon exposure than that of the broad market and have high Environmental, Social and Governance (ESG) performance, while excluding companies with business activities involving tobacco-related products.

## CUMULATIVE INDEX PERFORMANCE - NET RETURNS (USD) (NOV 2010 – MAY 2019)



## ANNUAL PERFORMANCE (%)

Year	MSCI World ESG Leaders Low Carbon ex Tobacco Involvement 5%	MSCI World
2018	-7.82	-8.71
2017	21.73	22.40
2016	5.94	7.51
2015	0.95	-0.87
2014	4.63	4.94
2013	28.83	26.68
2012	16.14	15.83
2011	-5.72	-5.54

## INDEX PERFORMANCE — NET RETURNS (%) (MAY 31, 2019)

	1 Mo	3 Mo	1 Yr	YTD	ANNUALIZED			
					3 Yr	5 Yr	10 Yr	Since Nov 30, 2010
MSCI World ESG Leaders Low Carbon ex Tobacco Involvement 5%	-5.55	-0.98	1.00	9.77	8.60	5.84	na	8.98
MSCI World	-5.77	-1.15	-0.29	9.75	9.00	5.62	na	8.75

## FUNDAMENTALS (MAY 31, 2019)

	Div Yld (%)	P/E	P/E Fwd	P/BV
MSCI World ESG Leaders Low Carbon ex Tobacco Involvement 5%	2.50	17.77	15.32	2.72
MSCI World	2.59	17.42	14.78	2.31

## INDEX RISK AND RETURN CHARACTERISTICS (NOV 30, 2010 – MAY 31, 2019)

	Beta	Tracking Error (%)	Turnover (%) <sup>1</sup>	ANNUALIZED STD DEV (%) <sup>2</sup>			SHARPE RATIO <sup>2,3</sup>			Since Nov 30, 2010	MAXIMUM DRAWDOWN	
				3 Yr	5 Yr	10 Yr	3 Yr	5 Yr	10 Yr		(%)	Period YYYY-MM-DD
MSCI World ESG Leaders Low Carbon ex Tobacco Involvement 5%	0.98	1.36	20.99	10.97	11.35	na	0.67	0.47	na	0.72	18.29	2018-01-26—2018-12-25
MSCI World	1.00	0.00	2.34	10.88	11.40	na	0.71	0.45	na	0.69	18.71	2018-01-26—2018-12-25

<sup>1</sup> Last 12 months      <sup>2</sup> Based on monthly net returns data      <sup>3</sup> Based on ICE LIBOR 1M

The MSCI ESG Indexes use ratings and other data supplied by MSCI ESG Research Inc, a subsidiary of MSCI Inc.

\* Developed Markets countries include: Australia, Austria, Belgium, Canada, Denmark, Finland, France, Germany, Hong Kong, Ireland, Israel, Italy, Japan, Netherlands, New Zealand, Norway, Portugal, Singapore, Spain, Sweden, Switzerland, the UK and the US.

The MSCI World ESG Leaders Low Carbon ex Tobacco Involvement 5% Index was launched on Feb 27, 2018. Data prior to the launch date is back-tested data (i.e. calculations of how the index might have performed over that time period had the index existed). There are frequently material differences between back-tested performance and actual results. Past performance -- whether actual or back-tested -- is no indication or guarantee of future performance.

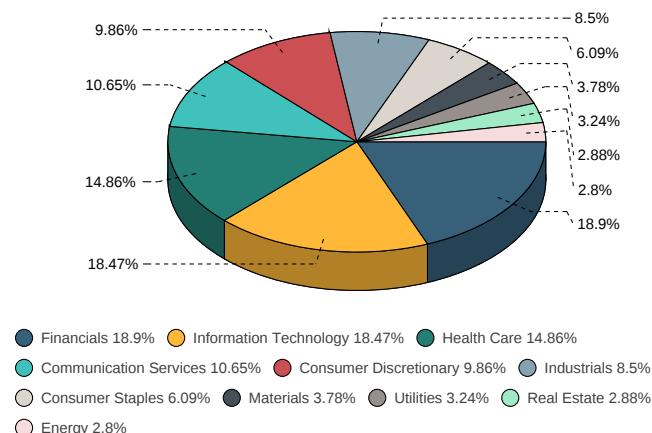
## INDEX CHARACTERISTICS

	MSCI World ESG Leaders Low Carbon ex Tobacco Involvement 5%	MSCI World
<b>Number of Constituents</b>	<b>641</b>	<b>1,654</b>
<b>Weight (%)</b>		
<b>Largest</b>	<b>5.50</b>	<b>2.32</b>
<b>Smallest</b>	<b>0.01</b>	<b>0.00</b>
<b>Average</b>	<b>0.16</b>	<b>0.06</b>
<b>Median</b>	<b>0.07</b>	<b>0.03</b>

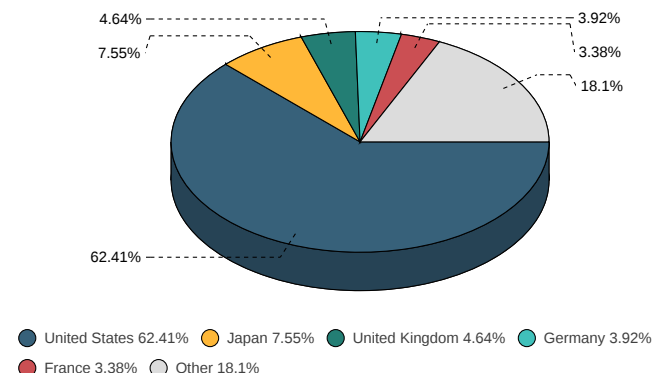
## TOP 10 CONSTITUENTS

	Index Wt. (%)	Parent Index Wt. (%)	Sector
MICROSOFT CORP	5.50	2.32	Info Tech
JOHNSON & JOHNSON	2.13	0.90	Health Care
ALPHABET C	2.12	0.89	Comm Svcs
ALPHABET A	2.02	0.85	Comm Svcs
VISA A	1.72	0.73	Info Tech
PROCTER & GAMBLE CO	1.57	0.66	Cons Staples
DISNEY (WALT)	1.45	0.61	Comm Svcs
MASTERCARD A	1.40	0.59	Info Tech
VERIZON COMMUNICATIONS	1.37	0.58	Comm Svcs
HOME DEPOT	1.31	0.55	Cons Discr
<b>Total</b>	<b>20.59</b>	<b>8.70</b>	

## SECTOR WEIGHTS



## COUNTRY WEIGHTS



## INDEX METHODOLOGY

The MSCI World ESG Leaders Low Carbon ex Tobacco Involvement 5% Index is based on MSCI Global Low Carbon Leaders and MSCI ESG Leaders Indexes methodology, while excluding companies with business activities involving tobacco-related products. The MSCI Global Low Carbon Leaders and MSCI ESG Leaders Indexes methodology are applied independently on the parent index, and securities selected by both the methodologies are eligible for inclusion in the index. The MSCI ESG Leaders Indexes methodology aims to include securities of companies with the highest ESG ratings representing 50% of the market capitalization in each sector and region of the parent Index.

The MSCI Global Low Carbon Leaders methodology excludes the top 20% of companies based on carbon emissions intensity, with a maximum of 30% by weight from any sector. It also excludes the largest owners of reserves per dollar of market capitalization, representing 50% of the reserves in the parent index. The index uses customized version of MSCI Global Low Carbon Leaders Indexes Methodology where the optimization is not applied and the index is rebalanced quarterly coinciding with the first business day of March, June, September and December. Companies that are either classified as a "Producer" or earn 5% or more revenue from tobacco-related products as per MSCI ESG Research are excluded from the MSCI World ESG Leaders Low Carbon ex Tobacco Involvement 5% Index. The MSCI World ESG Leaders Low Carbon ex Tobacco Involvement 5% Index is constructed by weighting the eligible constituents in proportion of their free-float adjusted market capitalization and rebalanced quarterly coinciding with the first business day of March, June, September and December.

## ABOUT MSCI

For more than 40 years, MSCI' research-based indexes and analytics have helped the world' leading investors build and manage better portfolios. Clients rely on our offerings for deeper insights into the drivers of performance and risk in their portfolios, broad asset class coverage and innovative research. Our line of products and services includes indexes, analytical models, data, real estate benchmarks and ESG research. MSCI serves 99 of the top 100 largest money managers, according to the most recent P&I ranking. For more information, visit us at [www.msci.com](http://www.msci.com).

The information contained herein (the "Information") may not be reproduced or disseminated in whole or in part without prior written permission from MSCI. The Information may not be used to verify or correct other data, to create indexes, risk models, or analytics, or in connection with issuing, offering, sponsoring, managing or marketing any securities, portfolios, financial products or other investment vehicles. Historical data and analysis should not be taken as an indication or guarantee of any future performance, analysis, forecast or prediction. None of the Information or MSCI index or other product or service constitutes an offer to buy or sell, or a promotion or recommendation of, any security, financial instrument or product or trading strategy. Further, none of the Information or any MSCI index is intended to constitute investment advice or a recommendation to make (or refrain from making) any kind of investment decision and may not be relied on as such. The Information is provided "as is" and the user of the Information assumes the entire risk of any use it may make or permit to be made of the Information. NONE OF MSCI INC. OR ANY OF ITS SUBSIDIARIES OR ITS OR THEIR DIRECT OR INDIRECT SUPPLIERS OR ANY THIRD PARTY INVOLVED IN THE MAKING OR COMPILING OF THE INFORMATION (EACH, AN "MSCI PARTY") MAKES ANY WARRANTIES OR REPRESENTATIONS AND, TO THE MAXIMUM EXTENT PERMITTED BY LAW, EACH MSCI PARTY HEREBY EXPRESSLY DISCLAIMS ALL IMPLIED WARRANTIES, INCLUDING WARRANTIES OF MERCHANTABILITY AND FITNESS FOR A PARTICULAR PURPOSE. WITHOUT LIMITING ANY OF THE FOREGOING AND TO THE MAXIMUM EXTENT PERMITTED BY LAW, IN NO EVENT SHALL ANY OF THE MSCI PARTIES HAVE ANY LIABILITY REGARDING ANY OF THE INFORMATION FOR ANY DIRECT, INDIRECT, SPECIAL, PUNITIVE, CONSEQUENTIAL (INCLUDING LOST PROFITS) OR ANY OTHER DAMAGES EVEN IF NOTIFIED OF THE POSSIBILITY OF SUCH DAMAGES. The foregoing shall not exclude or limit any liability that may not be applicable law be excluded or limited.