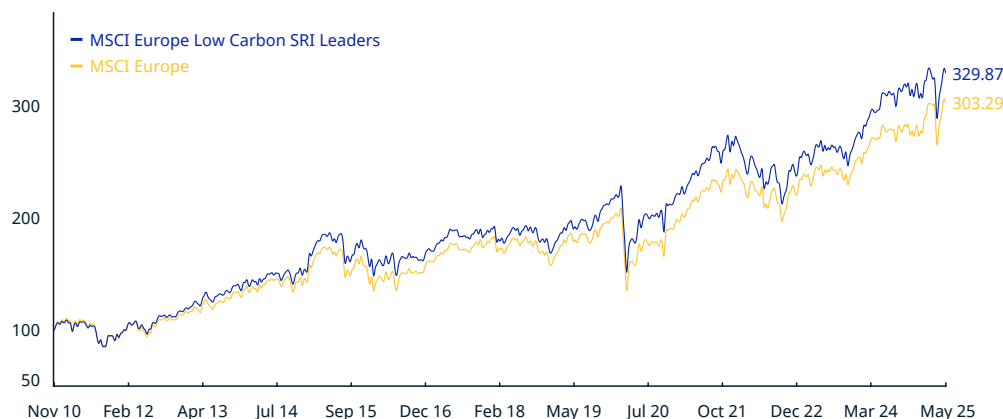


MSCI Europe Low Carbon SRI Leaders Index (EUR)

The MSCI Europe Low Carbon SRI Leaders Index is based on the MSCI Europe Index, its parent index, and includes large and mid-cap stocks across 15 Developed Markets (DM) countries in Europe*. The index aims to represent the performance of companies that have low carbon transition risk than that of the broad market and have high Environmental, Social and Governance (ESG) performance. The Index excludes companies whose products have negative social or environmental impacts. Constituent selection is based on the research provided by MSCI ESG Research.

For a complete description of the index methodology, please see [Index methodology - MSCI](#).

CUMULATIVE INDEX PERFORMANCE – NET RETURNS (EUR) (NOV 2010 – MAY 2025)



ANNUAL PERFORMANCE (%)

Year	MSCI Europe Low Carbon SRI Leaders	MSCI Europe
2024	12.05	8.59
2023	17.02	15.83
2022	-13.27	-9.49
2021	25.48	25.13
2020	0.06	-3.32
2019	27.53	26.05
2018	-8.70	-10.57
2017	8.43	10.24
2016	-0.54	2.58
2015	12.55	8.22
2014	7.93	6.84
2013	22.10	19.82
2012	19.45	17.29
2011	-6.54	-8.08

INDEX PERFORMANCE – NET RETURNS (%) (MAY 30, 2025)

	1 Mo	3 Mo	1 Yr	YTD	ANNUALIZED				Since Nov 30, 2010	FUNDAMENTALS (MAY 30, 2025)			
					3 Yr	5 Yr	10 Yr			Div Yld (%)	P/E	P/E Fwd	P/BV
MSCI Europe Low Carbon SRI Leaders	4.11	-1.24	6.45	6.50	10.74	11.63	6.01	8.58		2.75	18.74	16.13	2.50
MSCI Europe	4.70	-0.32	8.43	9.97	10.27	12.36	5.86	7.95		3.11	16.10	14.43	2.16

INDEX RISK AND RETURN CHARACTERISTICS (NOV 30, 2010 – MAY 30, 2025)

	Beta	Tracking Error (%)	Turnover (%) ¹	ANNUALIZED STD DEV (%) ²			SHARPE RATIO ^{2,3}			Since Nov 30, 2010	MAXIMUM DRAWDOWN	
				3 Yr	5 Yr	10 Yr	3 Yr	5 Yr	10 Yr		(%)	Period YYYY-MM-DD
MSCI Europe Low Carbon SRI Leaders	0.96	2.26	27.13	13.75	13.81	13.74	0.62	0.77	0.46	0.67	33.16	2020-02-19–2020-03-23
MSCI Europe	1.00	0.00	3.64	13.65	13.61	13.98	0.59	0.82	0.44	0.61	35.25	2020-02-19–2020-03-18

¹ Last 12 months

² Based on monthly net returns data

³ Based on EMMI EURIBOR 1M from Sep 1 2021 & on ICE LIBOR 1M prior that date

MSCI Europe Low Carbon SRI Leaders Index (EUR)

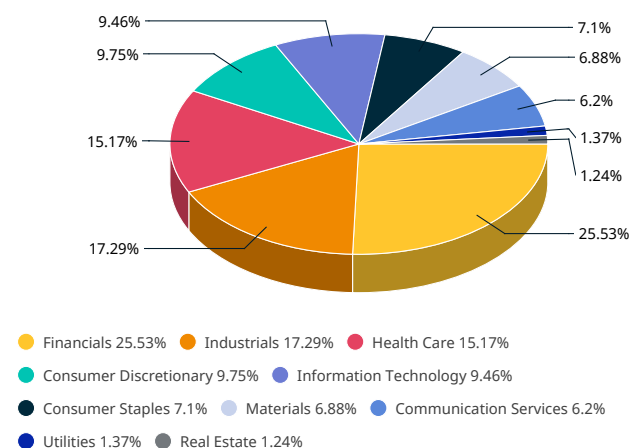
INDEX CHARACTERISTICS

	MSCI Europe Low Carbon SRI Leaders	MSCI Europe
Number of Constituents	217	399
	Weight (%)	
Largest	5.76	2.58
Smallest	0.05	0.02
Average	0.46	0.25
Median	0.22	0.11

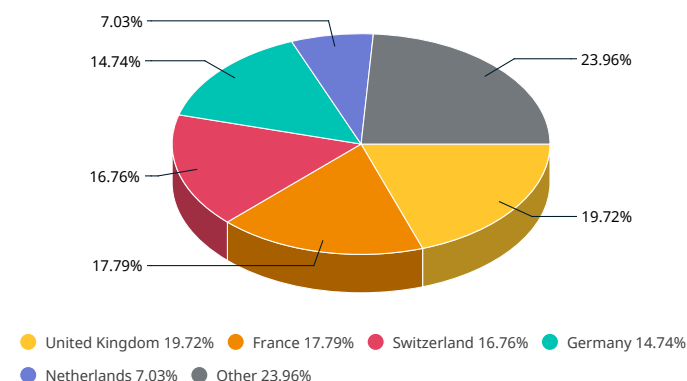
TOP 10 CONSTITUENTS

	Country	Index Wt. (%)	Parent Index Wt. (%)	Sector
SAP	DE	5.76	2.58	Info Tech
NOVARTIS	CH	4.12	1.85	Health Care
NOVO NORDISK B	DK	4.06	1.82	Health Care
HSBC HOLDINGS (GB)	GB	3.85	1.72	Financials
SCHNEIDER ELECTRIC	FR	2.51	1.13	Industrials
AIR LIQUIDE	FR	2.19	0.98	Materials
ZURICH INSURANCE GROUP	CH	1.88	0.84	Financials
SPOTIFY TECHNOLOGY	SE	1.87	0.84	Comm Svcs
L'OREAL	FR	1.86	0.83	Cons Staples
RELX (GB)	GB	1.83	0.82	Industrials
Total		29.94	13.41	

SECTOR WEIGHTS



COUNTRY WEIGHTS



The MSCI ESG Indexes use ratings and other data supplied by MSCI ESG Research Inc, a subsidiary of MSCI Inc.

*DM countries in Europe include: Austria, Belgium, Denmark, Finland, France, Germany, Ireland, Italy, the Netherlands, Norway, Portugal, Spain, Sweden, Switzerland and the UK.

The MSCI Europe Low Carbon SRI Leaders Index was launched on Feb 27, 2018. Data prior to the launch date is back-tested test (i.e. calculations of how the index might have performed over that time period had the index existed). There are frequently material differences between back-tested performance and actual results. Past performance – whether actual or back-tested – is no indication or guarantee of future performance.

ABOUT MSCI

MSCI is a leading provider of critical decision support tools and services for the global investment community. With over 50 years of expertise in research, data and technology, we power better investment decisions by enabling clients to understand and analyze key drivers of risk and return and confidently build more effective portfolios. We create industry-leading research-enhanced solutions that clients use to gain insight into and improve transparency across the investment process. To learn more, please visit www.msci.com.

The information contained herein (the "Information") may not be reproduced or disseminated in whole or in part without prior written permission from MSCI. The Information may not be used to verify or correct other data, to create indexes, risk models, or analytics, or in connection with issuing, offering, sponsoring, managing or marketing any securities, portfolios, financial products or other investment vehicles. Historical data and analysis should not be taken as an indication or guarantee of any future performance, analysis, forecast or prediction. None of the Information or MSCI index or other product or service constitutes an offer to buy or sell, or a promotion or recommendation of, any security, financial instrument or product or trading strategy. Further, none of the Information or any MSCI index is intended to constitute investment advice or a recommendation to make (or refrain from making) any kind of investment decision and may not be relied on as such. The Information is provided "as is" and the user of the Information assumes the entire risk of any use it may make or permit to be made of the Information. NONE OF MSCI INC. OR ANY OF ITS SUBSIDIARIES OR ITS OR THEIR DIRECT OR INDIRECT SUPPLIERS OR ANY THIRD PARTY INVOLVED IN THE MAKING OR COMPILING OF THE INFORMATION (EACH, AN "MSCI PARTY") MAKES ANY WARRANTIES OR REPRESENTATIONS AND, TO THE MAXIMUM EXTENT PERMITTED BY LAW, EACH MSCI PARTY HEREBY EXPRESSLY DISCLAIMS ALL IMPLIED WARRANTIES, INCLUDING WARRANTIES OF MERCHANTABILITY AND FITNESS FOR A PARTICULAR PURPOSE. WITHOUT LIMITING ANY OF THE FOREGOING AND TO THE MAXIMUM EXTENT PERMITTED BY LAW, IN NO EVENT SHALL ANY OF THE MSCI PARTIES HAVE ANY LIABILITY REGARDING ANY OF THE INFORMATION FOR ANY DIRECT, INDIRECT, SPECIAL, PUNITIVE, CONSEQUENTIAL (INCLUDING LOST PROFITS) OR ANY OTHER DAMAGES EVEN IF NOTIFIED OF THE POSSIBILITY OF SUCH DAMAGES. The foregoing shall not exclude or limit any liability that may not by applicable law be excluded or limited.

© 2025 MSCI Inc. All rights reserved.