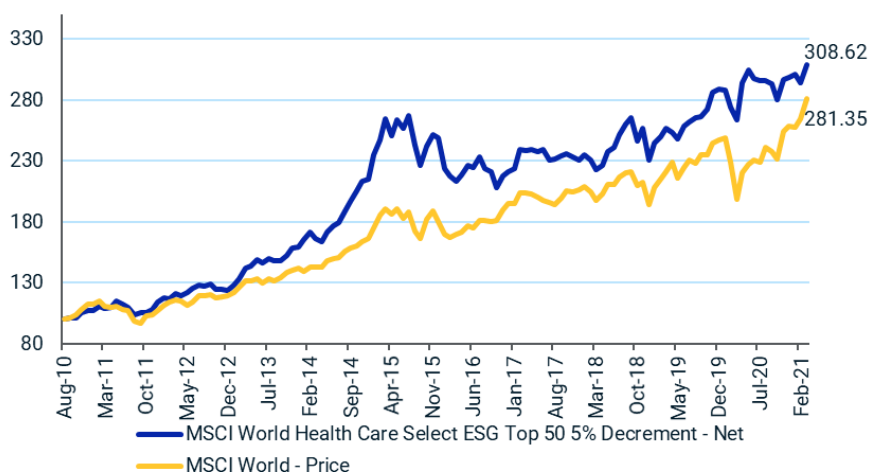


MSCI World Health Care Select Top 50 5% Decrement Index (EUR)

The MSCI World Health Care Select ESG Top 50 5% Decrement Index is based on the MSCI World Index, its parent index, which includes large and mid-cap securities across 23 Developed Markets (DM)* countries. The index aims to represent the performance of a set 50 Health Care related stocks with improved ESG characteristics. The index represents the net performance of the MSCI World Health Care Select ESG Top 50 Index, while applying a constant markdown ('synthetic dividend') of 5% on an annual basis, expressed as a percentage of performance.

Cumulative index performance

EUR RETURNS AUG 2010 – MAR 2021



Annual performance (%)

YEAR	MSCI World Health Care Select ESG Top 50 5% Decrement - Net	MSCI World - Price
2020	3.38	4.64
2019	25.43	27.49
2018	0.04	-5.92
2017	3.98	5.50
2016	-11.00	8.47
2015	15.57	8.34
2014	34.82	17.21
2013	28.82	18.74
2012	8.72	11.45
2011	6.00	-4.53

Index performance

EUR RETURNS (%) MARCH 31, 2021

INDEX	1 Month	3 Months	1 Year	Year to Date	ANNUALIZED RETURN			
					3 Years	5 Years	10 Years	Since Aug 31, 2010
MSCI World Health Care Select ESG Top 50 5% Decrement - Net	5.09	3.34	16.86	3.34	11.53	7.65	11.01	11.24
MSCI World - Price	6.49	8.81	41.68	8.81	12.49	10.59	9.78	10.27

Index risk and return characteristics

MARCH 31, 2021

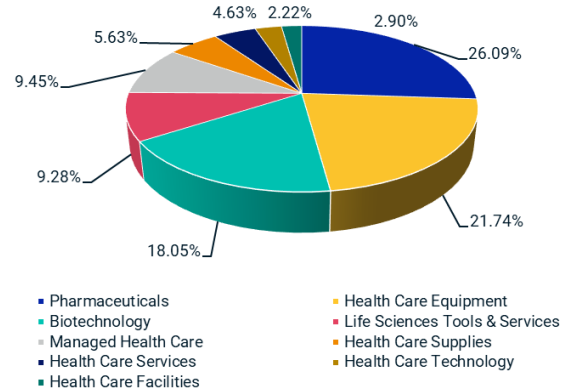
INDEX	ANNUALIZED STANDARD DEVIATION (%)			
	3 Years	5 Years	10 Years	Since Aug 31, 2010
MSCI World Health Care Select ESG Top 50 5% Decrement - Net	14.13	12.64	12.97	12.71
MSCI World - Price	16.70	13.68	12.37	12.22

* DM countries include: Australia, Austria, Belgium, Canada, Denmark, Finland, France, Germany, Hong Kong, Ireland, Israel, Italy, Japan, Netherlands, New Zealand, Norway, Portugal, Singapore, Spain, Sweden, Switzerland, the UK and the US.

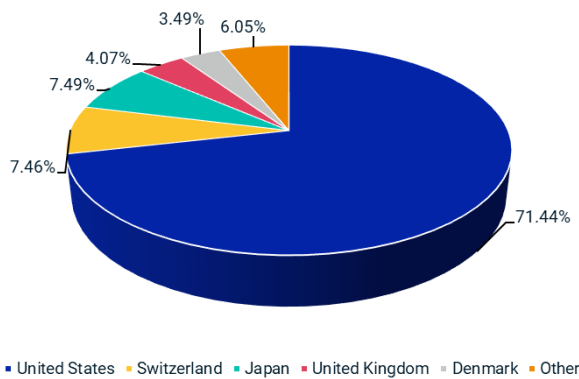
MSCI World Health Care Select ESG Top 50 Index Top 10 constituents

ANTHEM	2.55
CIGNA CORP	2.44
UNITEDHEALTH GROUP	2.35
HUMANA	2.30
CENTENE CORP	2.26
BAXTER INTERNATIONAL	2.23
HCA HOLDINGS	2.22
AMGEN	2.20
CVS HEALTH	2.19
BRISTOL-MYERS SQUIBB CO	2.18
Total	22.92

Sub Industry Weights



Country Weights



Index methodology

The MSCI World Health Care Select ESG Top 50 Decrement 5% Index is constructed from MSCI World Health Care Select ESG Top 50 Index. The index aims to represent the performance of a set 50 Health Care related stocks with improved ESG characteristics. The MSCI World Health Care Select ESG Top 50 Index uses MSCI ESG Controversies Scores to identify those companies that are involved in very serious controversies involving the environmental, social, or governance impact of their operations and/or products and services. Companies are required to have an MSCI ESG Controversies Score of 1 or higher to be eligible for inclusion in the MSCI World Health Care Select ESG Top 50 Index. MSCI ESG Rating of 'AAA', 'AA', 'A', 'BBB' or 'BB' are eligible for inclusion in the MSCI World Health Care Select ESG Top 50 Index. The index represents the net performance of the MSCI World Health Care Select ESG Top 50 Index, while applying a constant markdown ("synthetic dividend") of 5% on an annual basis, expressed as a percentage of performance. The index is reviewed on a quarterly basis coinciding with the May and November Semi-Annual Index Reviews and the February and August Quarterly Index Reviews of the Parent Index.

ABOUT MSCI INC.

MSCI is a leading provider of critical decision support tools and services for the global investment community.

With over 50 years of expertise in research, data and technology, we power better investment decisions by enabling clients to understand and analyze key drivers of risk and return and confidently build more effective portfolios. We create industry-leading research-enhanced solutions that clients use to gain insight into and improve transparency across the investment process. To learn more, please visit www.msci.com.

The information contained herein (the "Information") may not be reproduced or disseminated in whole or in part without prior written permission from MSCI. The Information may not be used to verify or correct other data, to create indexes, risk models, or analytics, or in connection with issuing, offering, sponsoring, managing or marketing any securities portfolios, financial products or other investment vehicles. Historical data and analysis should not be taken as an indication or guarantee of any future performance, analysis, forecast or prediction. None of the Information or MSCI index or other product or service constitutes an offer to buy or sell, or a promotion or recommendation of, any security, financial instrument or product or trading strategy. Further, none of the Information or any MSCI index is intended to constitute investment advice or a recommendation to make (or refrain from making) any kind of investment decision and may not be relied on as such. The Information is provided "as is" and the user of the Information assumes the entire risk of any use it may make or permit to be made of the Information. NONE OF MSCI INC. OR ANY OF ITS SUBSIDIARIES OR ITS OR THEIR DIRECT OR INDIRECT SUPPLIERS OR ANY THIRD PARTY INVOLVED IN THE MAKING OR COMPILING OF THE INFORMATION (EACH AN "MSCI PARTY") MAKES ANY WARRANTIES OR REPRESENTATIONS AND, TO THE MAXIMUM EXTENT PERMITTED BY LAW, EACH MSCI PARTY HEREBY EXPRESSLY DISCLAIMS ALL IMPLIED WARRANTIES, INCLUDING WARRANTIES OF MERCHANTABILITY AND FITNESS FOR A PARTICULAR PURPOSE. WITHOUT LIMITING ANY OF THE FOREGOING AND TO THE MAXIMUM EXTENT PERMITTED BY LAW, IN NO EVENT SHALL ANY OF THE MSCI PARTIES HAVE ANY LIABILITY REGARDING ANY OF THE INFORMATION FOR ANY DIRECT, INDIRECT, SPECIAL, PUNITIVE, CONSEQUENTIAL (INCLUDING LOST PROFITS) OR ANY OTHER DAMAGES EVEN IF NOTIFIED OF THE POSSIBILITY OF SUCH DAMAGES. The foregoing shall not exclude or limit any liability that may not be applicable law be excluded or limited.

©2021 MSCI Inc. All rights reserved

