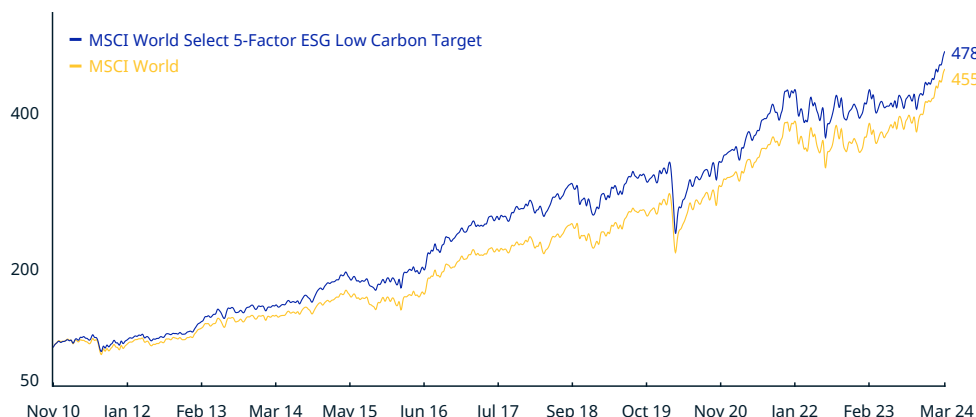


# MSCI World Select 5-Factor ESG Low Carbon Target Index (GBP)

The MSCI World Select 5-Factor ESG Low Carbon Target Index is based on the MSCI World Index, its Parent Index, and includes large and mid-cap stocks across 23 Developed Markets (DM) countries across the world. The Index is designed to represent the performance of a strategy that seeks systematic integration of environmental, social and governance (ESG) norms and carbon exposure management in factor investing, by seeking higher exposure to a combination of five style factors along with improvement in the ESG profile and reduction in carbon exposure of the Index, relative to the Parent Index (MSCI World).

For a complete description of the index methodology, please see [Index methodology - MSCI](#).

## CUMULATIVE INDEX PERFORMANCE – NET RETURNS (GBP) (NOV 2010 – MAR 2024)



## ANNUAL PERFORMANCE (%)

Year	MSCI World Select 5-Factor ESG Low Carbon Target	MSCI World
2023	9.53	16.81
2022	-6.64	-7.83
2021	24.41	22.94
2020	7.63	12.32
2019	18.53	22.74
2018	-3.98	-3.04
2017	14.11	11.80
2016	29.71	28.24
2015	6.86	4.87
2014	16.47	11.46
2013	27.59	24.32
2012	10.81	10.74
2011	1.79	-4.84

## INDEX PERFORMANCE – NET RETURNS (%) (MAR 29, 2024)

	1 Mo	3 Mo	1 Yr	YTD	ANNUALIZED			
					3 Yr	5 Yr	10 Yr	Since Nov 30, 2010
MSCI World Select 5-Factor ESG Low Carbon Target	3.80	9.32	16.02	9.32	10.05	9.96	12.00	12.45
MSCI World	3.35	9.88	22.45	9.88	11.84	12.77	12.47	12.05

## FUNDAMENTALS (MAR 29, 2024)

Div Yld (%)	P/E	P/E Fwd	P/BV
2.07	19.68	16.56	2.63
1.82	21.97	18.72	3.36

## INDEX RISK AND RETURN CHARACTERISTICS (NOV 30, 2010 – MAR 29, 2024)

	Beta	Tracking Error (%)	Turnover (%) <sup>1</sup>	ANNUALIZED STD DEV (%) <sup>2</sup>			SHARPE RATIO <sup>2,3</sup>			Since Nov 30, 2010	MAXIMUM DRAWDOWN	
				3 Yr	5 Yr	10 Yr	3 Yr	5 Yr	10 Yr	(%)	Period YYYY-MM-DD	
MSCI World Select 5-Factor ESG Low Carbon Target	0.97	2.67	66.52	11.85	13.65	11.75	0.67	0.65	0.94	1.01	27.51	2020-02-20–2020-03-23
MSCI World	1.00	0.00	2.29	11.72	13.37	11.70	0.82	0.85	0.98	0.97	26.07	2020-02-20–2020-03-16

<sup>1</sup> Last 12 months

<sup>2</sup> Based on monthly net returns data

<sup>3</sup> Based on Bank of England Overnight SONIA from Sep 1 2021 & on ICE LIBOR 1M prior that date

## MSCI World Select 5-Factor ESG Low Carbon Target Index (GBP)

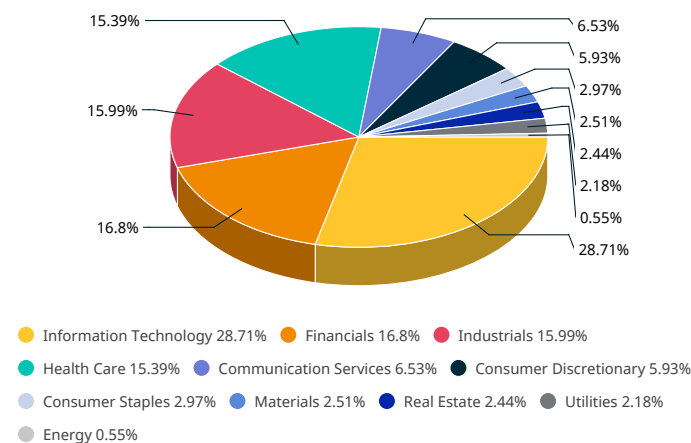
### INDEX CHARACTERISTICS

	MSCI World Select 5-Factor ESG Low Carbon Target	MSCI World
<b>Number of Constituents</b>	279	1,465
	<b>Weight (%)</b>	
<b>Largest</b>	4.44	4.57
<b>Smallest</b>	0.00	0.00
<b>Average</b>	0.36	0.07
<b>Median</b>	0.21	0.02

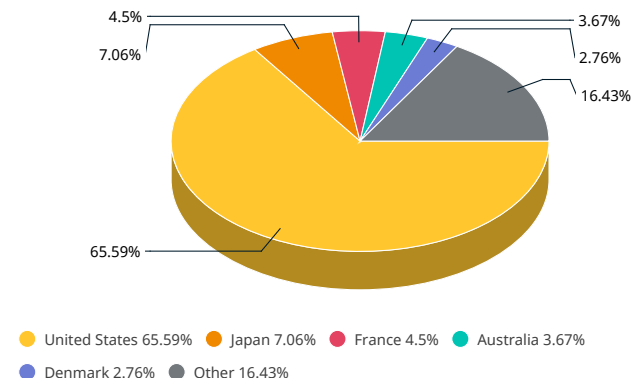
### TOP 10 CONSTITUENTS

	Country	Index Wt. (%)	Parent Index Wt. (%)	Sector
MICROSOFT CORP	US	4.44	4.57	Info Tech
NVIDIA	US	4.34	3.44	Info Tech
NOVO NORDISK B	DK	2.50	0.64	Health Care
UNITEDHEALTH GROUP	US	2.33	0.70	Health Care
INTEL CORP	US	2.22	0.29	Info Tech
CISCO SYSTEMS	US	2.13	0.31	Info Tech
ADOBE	US	2.11	0.35	Info Tech
APPLE	US	2.07	3.88	Info Tech
LILLY (ELI) & COMPANY	US	2.00	0.97	Health Care
LAM RESEARCH CORP	US	1.98	0.20	Info Tech
<b>Total</b>		<b>26.12</b>	<b>15.34</b>	

### SECTOR WEIGHTS



### COUNTRY WEIGHTS



\* DM countries include: Australia, Austria, Belgium, Canada, Denmark, Finland, France, Germany, Hong Kong, Ireland, Israel, Italy, Japan, Netherlands, New Zealand, Norway, Portugal, Singapore, Spain, Sweden, Switzerland, the UK and the US.

The MSCI World Select 5-Factor ESG Low Carbon Target Index was launched on Sep 14, 2018. Data prior to the launch date is back-tested test (i.e. calculations of how the index might have performed over that time period had the index existed). There are frequently material differences between back-tested performance and actual results. Past performance – whether actual or back-tested – is no indication or guarantee of future performance.

## ABOUT MSCI

MSCI is a leading provider of critical decision support tools and services for the global investment community. With over 45 years of expertise in research, data and technology, we power better investment decisions by enabling clients to understand and analyze key drivers of risk and return and confidently build more effective portfolios. We create industry-leading research-enhanced solutions that clients use to gain insight into and improve transparency across the investment process. To learn more, please visit [www.msci.com](https://www.msci.com).

The information contained herein (the "Information") may not be reproduced or disseminated in whole or in part without prior written permission from MSCI. The Information may not be used to verify or correct other data, to create indexes, risk models, or analytics, or in connection with issuing, offering, sponsoring, managing or marketing any securities, portfolios, financial products or other investment vehicles. Historical data and analysis should not be taken as an indication or guarantee of any future performance, analysis, forecast or prediction. None of the Information or MSCI index or other product or service constitutes an offer to buy or sell, or a promotion or recommendation of, any security, financial instrument or product or trading strategy. Further, none of the Information or any MSCI index is intended to constitute investment advice or a recommendation to make (or refrain from making) any kind of investment decision and may not be relied on as such. The Information is provided "as is" and the user of the Information assumes the entire risk of any use it may make or permit to be made of the Information. NONE OF MSCI INC. OR ANY OF ITS SUBSIDIARIES OR ITS OR THEIR DIRECT OR INDIRECT SUPPLIERS OR ANY THIRD PARTY INVOLVED IN THE MAKING OR COMPILING OF THE INFORMATION (EACH, AN "MSCI PARTY") MAKES ANY WARRANTIES OR REPRESENTATIONS AND, TO THE MAXIMUM EXTENT PERMITTED BY LAW, EACH MSCI PARTY HEREBY EXPRESSLY DISCLAIMS ALL IMPLIED WARRANTIES, INCLUDING WARRANTIES OF MERCHANTABILITY AND FITNESS FOR A PARTICULAR PURPOSE. WITHOUT LIMITING ANY OF THE FOREGOING AND TO THE MAXIMUM EXTENT PERMITTED BY LAW, IN NO EVENT SHALL ANY OF THE MSCI PARTIES HAVE ANY LIABILITY REGARDING ANY OF THE INFORMATION FOR ANY DIRECT, INDIRECT, SPECIAL, PUNITIVE, CONSEQUENTIAL (INCLUDING LOST PROFITS) OR ANY OTHER DAMAGES EVEN IF NOTIFIED OF THE POSSIBILITY OF SUCH DAMAGES. The foregoing shall not exclude or limit any liability that may not by applicable law be excluded or limited.

© 2024 MSCI Inc. All rights reserved.