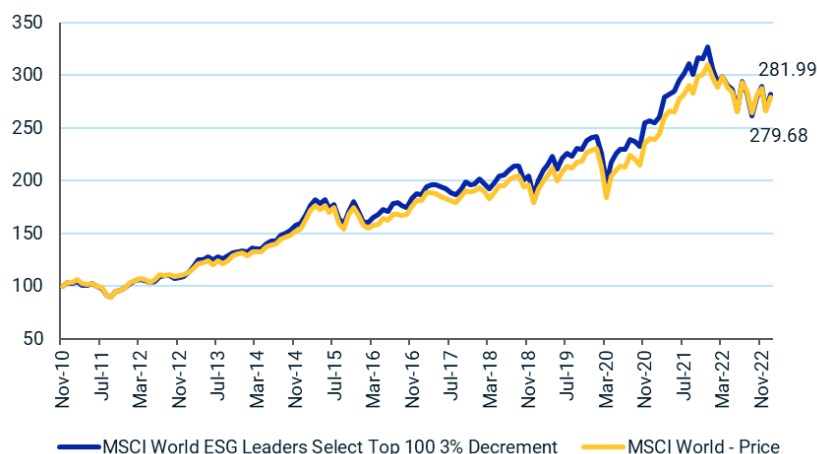


MSCI World ESG Leaders Select Top 100 3% Decrement Index (EUR)

The MSCI World ESG Leaders Select Top 100 3% Decrement Index is based on the MSCI World ESG Leaders Select Top 100 Index, parent index, and includes large and mid-cap securities across 23 Developed Markets (DM)* countries. The index aims to represent the performance of an equal weighted portfolio of 100 stocks that have a robust ESG profile. The stock selection for this index is diversified with sector and region constraints. The index is designed to represent the net performance of the MSCI World ESG Leaders Select Top 100 Index, while applying a constant markdown ('synthetic dividend') of 3% on an annual basis, expressed as a percentage of performance.

Cumulative index performance

EUR RETURNS NOVEMBER 2010 – JANUARY 2023



Annual performance (%)

YEAR	MSCI World ESG Leaders Select Top 100 3% Decrement	MSCI World - Price
2022	-18.28	-14.19
2021	27.10	29.26
2020	6.75	4.64
2019	29.51	27.49
2018	-5.62	-5.92
2017	5.01	5.50
2016	10.08	8.47
2015	6.70	8.34
2014	19.40	17.21
2013	22.36	18.74
2012	10.18	11.45

Index performance

EUR RETURNS (%) JANUARY 31, 2023

INDEX	1 Month	3 Months	1 Year	Year to Date	ANNUALIZED RETURN			
					3 Years	5 Years	10 Years	Since Nov 30, 2010
MSCI World ESG Leaders Select Top 100 3% Decrement	5.53	0.89	-7.87	5.53	5.20	6.93	9.57	8.89
MSCI World - Price	5.15	-0.52	-6.03	5.15	6.65	7.62	9.49	8.82

Index risk and return characteristics

JANUARY 31, 2023

INDEX	ANNUALIZED STANDARD DEVIATION (%)			
	3 Years	5 Years	10 Years	Since Nov 30, 2010
MSCI World ESG Leaders Select Top 100 3% Decrement	18.64	16.61	13.77	13.09
MSCI World - Price	18.69	16.39	13.55	12.97

* Developed Markets countries include: Australia, Austria, Belgium, Canada, Denmark, Finland, France, Germany, Hong Kong, Ireland, Israel, Italy, Japan, Netherlands, New Zealand, Norway, Portugal, Singapore, Spain, Sweden, Switzerland, the UK and the US.

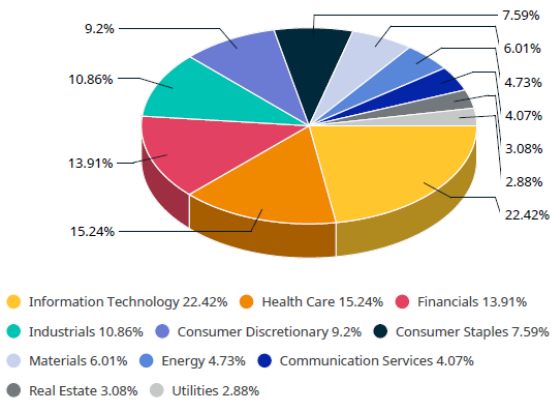
The MSCI World ESG Leaders Select Top 100 3% Decrement Index was launched on Sep 23, 2021. Data prior to the launch date is back-tested data (i.e. calculations of how the index might have performed over that time period had the index existed). There are frequently material differences between back-tested performance and actual results. Past performance— whether actual or back-tested — is no indication or guarantee of future performance.

MSCI World ESG Leaders Select Top 100 Index

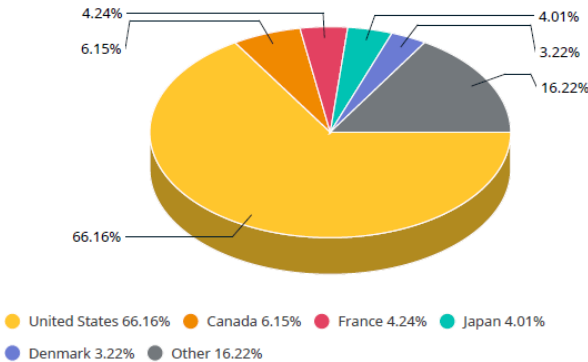
Top 10 constituents

	Sector	Index Wt. (%)
SHOPIFY A	Info Tech	1.27
HUBSPOT	Info Tech	1.20
NVIDIA	Info Tech	1.20
STERIS	Health Care	1.17
BBVA	Financials	1.17
BEST BUY CO	Cons Discr	1.16
NOVO NORDISK B	Health Care	1.15
VESTAS WIND SYSTEMS	Industrials	1.13
SOCIETE GENERALE	Financials	1.12
WEST PHARMACEUTICAL SVCS	Health Care	1.11
Total		11.69

Sector Weights



Country Weights



Index methodology

The MSCI World ESG Leaders Select Top 100 3% Decrement Index is constructed from the MSCI World ESG Leaders Select Top 100 Index. The index aims to represent the performance of an equal weighted portfolio of 100 stocks that have a robust ESG profile. The stock selection for this index is diversified with sector and region constraints. Companies that meet the values- and climate change-based criteria like Compliance with all the UN Global Compact Principles, Controversial Weapons, Nuclear Weapons, Thermal Coal, Conventional Weapons, Tobacco and Oil Sands are excluded from the Eligible Universe. The index is designed to represent the net performance of the MSCI World ESG Leaders Select Top 100 Index, while applying a constant markdown ('synthetic dividend') of 3% on an annual basis, expressed as a percentage of performance.

ABOUT MSCI INC.

MSCI is a leading provider of critical decision support tools and services for the global investment community. With over 50 years of expertise in research, data and technology, we power better investment decisions by enabling clients to understand and analyze key drivers of risk and return and confidently build more effective portfolios. We create industry-leading research-enhanced solutions that clients use to gain insight into and improve transparency across the investment process. To learn more, please visit www.msci.com.

The information contained herein (the "Information") may not be reproduced or disseminated in whole or in part without prior written permission from MSCI. The Information may not be used to verify or correct other data, to create indexes, risk models, or analytics, or in connection with issuing, offering, sponsoring, managing or marketing any securities, portfolios, financial products or other investment vehicles. Historical data and analysis should not be taken as an indication or guarantee of any future performance, analysis, forecast or prediction. None of the Information or MSCI index or other product or service constitutes an offer to buy or sell, or a promotion or recommendation of, any security, financial instrument or product or trading strategy. Further, none of the Information or any MSCI index is intended to constitute investment advice or a recommendation to make (or refrain from making) any kind of investment decision and may not be relied on as such. The Information is provided "as is" and the user of the Information assumes the entire risk of any use it may make or permit to be made of the Information. NONE OF MSCI INC. OR ANY OF ITS SUBSIDIARIES OR ITS OR THEIR DIRECT OR INDIRECT SUPPLIERS OR ANY THIRD PARTY INVOLVED IN THE MAKING OR COMPILING OF THE INFORMATION (EACH, AN "MSCI PARTY") MAKES ANY WARRANTIES OR REPRESENTATIONS AND, TO THE MAXIMUM EXTENT PERMITTED BY LAW, EACH MSCI PARTY HEREBY EXPRESSLY DISCLAIMS ALL IMPLIED WARRANTIES, INCLUDING WARRANTIES OF MERCHANTABILITY AND FITNESS FOR A PARTICULAR PURPOSE. WITHOUT LIMITING ANY OF THE FOREGOING AND TO THE MAXIMUM EXTENT PERMITTED BY LAW, IN NO EVENT SHALL ANY OF THE MSCI PARTIES HAVE ANY LIABILITY REGARDING ANY OF THE INFORMATION FOR ANY DIRECT, INDIRECT, SPECIAL, PUNITIVE, CONSEQUENTIAL (INCLUDING LOST PROFITS) OR ANY OTHER DAMAGES EVEN IF NOTIFIED OF THE POSSIBILITY OF SUCH DAMAGES. The foregoing shall not exclude or limit any liability that may not by applicable law be excluded or limited.

©2023 MSCI Inc. All rights reserved