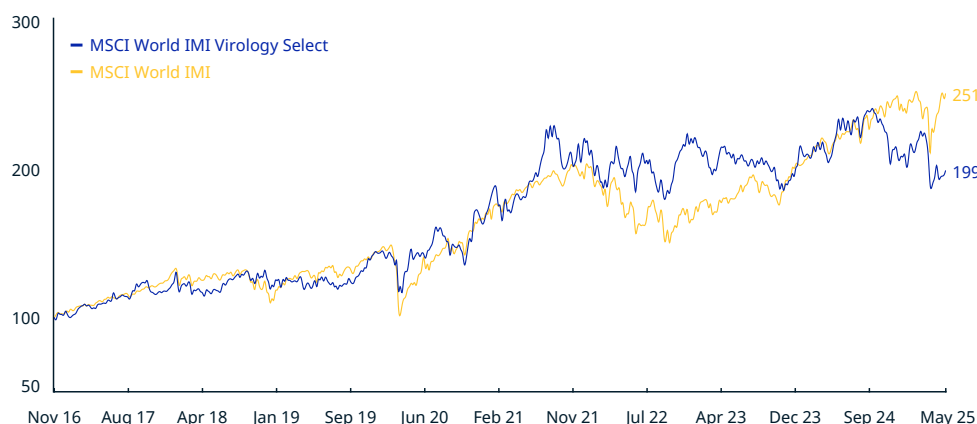


# MSCI World IMI Virology Select Index (USD)

The MSCI World IMI Virology Select Index is based on the MSCI World IMI Index, its parent index, and includes large, mid and small-cap securities across 17 Developed Markets (DM) countries\*. The index aims to represent the performance of a set of companies that are associated with research and development into, as well as the commercialization of, anti-viral and vaccine products, which are used to treat a range of infectious diseases. The Index constituents are weighted according to their free float adjusted market capitalizations applicable to foreign investors. A selection of securities using ESG screens will be excluded from the constituent list of the Parent Index. All companies that produce and/or retail cannabis for recreational use are excluded from the index. The index further diversified by capping the maximum weight of any issuer in the MSCI World IMI Index at 10%.

For a complete description of the index methodology, please see [Index methodology - MSCI](#).

## CUMULATIVE INDEX PERFORMANCE – NET RETURNS (USD) (NOV 2016 – MAY 2025)



## ANNUAL PERFORMANCE (%)

Year	MSCI World IMI Virology Select	MSCI World IMI
2024	2.20	17.52
2023	-6.52	22.88
2022	-0.12	-18.22
2021	33.81	21.04
2020	13.18	15.90
2019	16.87	27.48
2018	4.37	-9.41
2017	16.02	22.44

## INDEX PERFORMANCE – NET RETURNS (%) (MAY 30, 2025)

	1 Mo	3 Mo	1 Yr	YTD	ANNUALIZED				Since Nov 30, 2016
					3 Yr	5 Yr	10 Yr		
MSCI World IMI Virology Select	-3.47	-9.68	-13.07	-4.23	-0.95	6.68	na	8.44	
MSCI World IMI	5.91	2.15	13.03	4.70	12.47	13.78	na	11.44	

## FUNDAMENTALS (MAY 30, 2025)

Div Yld (%)	P/E	P/E Fwd	P/BV
3.32	24.87	19.17	2.86
1.82	22.44	18.78	3.16

## INDEX RISK AND RETURN CHARACTERISTICS (NOV 30, 2016 – MAY 30, 2025)

	Beta	Tracking Error (%)	Turnover (%) <sup>1</sup>	ANNUALIZED STD DEV (%) <sup>2</sup>			SHARPE RATIO <sup>2, 3</sup>			Since Nov 30, 2016	MAXIMUM DRAWDOWN	
				3 Yr	5 Yr	10 Yr	3 Yr	5 Yr	10 Yr		(%)	Period YYYY-MM-DD
MSCI World IMI Virology Select	0.66	15.28	25.84	15.97	20.13	na	-0.26	0.28	na	0.41	24.62	2024-09-10–2025-04-10
MSCI World IMI	1.00	0.00	2.05	16.34	15.96	na	0.53	0.72	na	0.62	34.81	2020-02-12–2020-03-23

<sup>1</sup> Last 12 months

<sup>2</sup> Based on monthly net returns data

<sup>3</sup> Based on NY FED Overnight SOFR from Sep 1 2021 & on ICE LIBOR 1M prior that date

## MSCI World IMI Virology Select Index (USD)

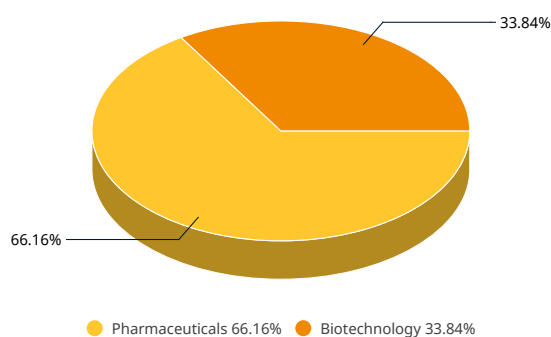
### INDEX CHARACTERISTICS

	MSCI World IMI Virology Select	MSCI World IMI
<b>Number of Constituents</b>	22	5,231
	<b>Weight (%)</b>	
<b>Largest</b>	13.04	4.10
<b>Smallest</b>	0.13	0.00
<b>Average</b>	4.55	0.02
<b>Median</b>	2.73	0.00

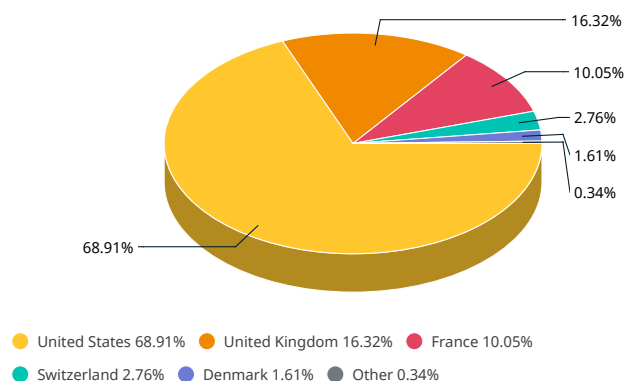
### TOP 10 CONSTITUENTS

	Country	Index Wt. (%)	Parent Index Wt. (%)
GILEAD SCIENCES	US	13.04	0.17
GSK	GB	12.86	0.10
JOHNSON & JOHNSON	US	11.11	0.46
SANOFI	FR	10.05	0.14
PFIZER	US	9.64	0.16
MERCK & CO	US	8.56	0.24
LILLY (ELI) & COMPANY	US	7.47	0.74
ABBVIE	US	7.19	0.41
MODERNA	US	6.01	0.01
ASTRAZENECA	GB	3.46	0.28
Total		89.38	2.72

### SUB-INDUSTRY WEIGHTS



### COUNTRY WEIGHTS



\* Developed Markets countries include: Austria, Belgium, Canada, Denmark, Finland, France, Germany, Ireland, Italy, Netherlands, Norway, Portugal, Spain, Sweden, Switzerland, the UK and the US.

The MSCI World IMI Virology Select Index was launched on Apr 29, 2022. Data prior to the launch date is back-tested test (i.e. calculations of how the index might have performed over that time period had the index existed). There are frequently material differences between back-tested performance and actual results. Past performance – whether actual or back-tested – is no indication or guarantee of future performance.

## ABOUT MSCI

MSCI is a leading provider of critical decision support tools and services for the global investment community. With over 50 years of expertise in research, data and technology, we power better investment decisions by enabling clients to understand and analyze key drivers of risk and return and confidently build more effective portfolios. We create industry-leading research-enhanced solutions that clients use to gain insight into and improve transparency across the investment process. To learn more, please visit [www.msci.com](https://www.msci.com).

The information contained herein (the "Information") may not be reproduced or disseminated in whole or in part without prior written permission from MSCI. The Information may not be used to verify or correct other data, to create indexes, risk models, or analytics, or in connection with issuing, offering, sponsoring, managing or marketing any securities, portfolios, financial products or other investment vehicles. Historical data and analysis should not be taken as an indication or guarantee of any future performance, analysis, forecast or prediction. None of the Information or MSCI index or other product or service constitutes an offer to buy or sell, or a promotion or recommendation of, any security, financial instrument or product or trading strategy. Further, none of the Information or any MSCI index is intended to constitute investment advice or a recommendation to make (or refrain from making) any kind of investment decision and may not be relied on as such. The Information is provided "as is" and the user of the Information assumes the entire risk of any use it may make or permit to be made of the Information. NONE OF MSCI INC. OR ANY OF ITS SUBSIDIARIES OR ITS OR THEIR DIRECT OR INDIRECT SUPPLIERS OR ANY THIRD PARTY INVOLVED IN THE MAKING OR COMPILING OF THE INFORMATION (EACH, AN "MSCI PARTY") MAKES ANY WARRANTIES OR REPRESENTATIONS AND, TO THE MAXIMUM EXTENT PERMITTED BY LAW, EACH MSCI PARTY HEREBY EXPRESSLY DISCLAIMS ALL IMPLIED WARRANTIES, INCLUDING WARRANTIES OF MERCHANTABILITY AND FITNESS FOR A PARTICULAR PURPOSE. WITHOUT LIMITING ANY OF THE FOREGOING AND TO THE MAXIMUM EXTENT PERMITTED BY LAW, IN NO EVENT SHALL ANY OF THE MSCI PARTIES HAVE ANY LIABILITY REGARDING ANY OF THE INFORMATION FOR ANY DIRECT, INDIRECT, SPECIAL, PUNITIVE, CONSEQUENTIAL (INCLUDING LOST PROFITS) OR ANY OTHER DAMAGES EVEN IF NOTIFIED OF THE POSSIBILITY OF SUCH DAMAGES. The foregoing shall not exclude or limit any liability that may not by applicable law be excluded or limited.

© 2025 MSCI Inc. All rights reserved.

