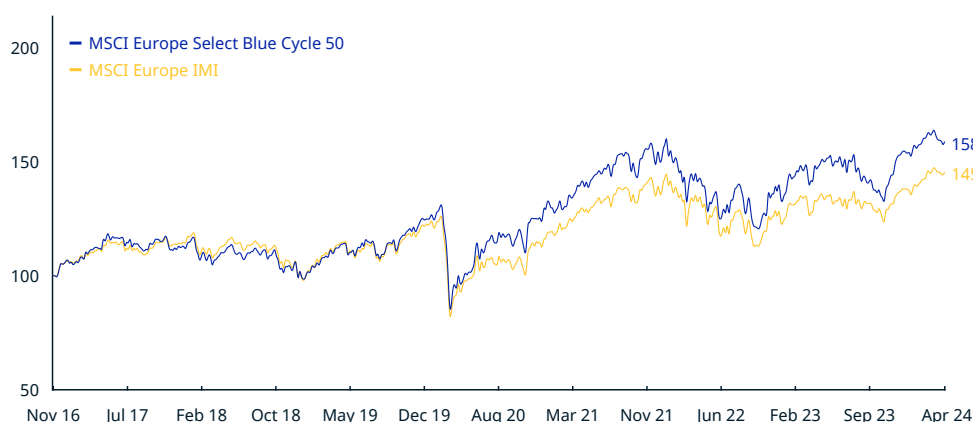


MSCI Europe Select Blue Cycle 50 Index (EUR)

The MSCI Europe Select Blue Cycle 50 Index is based on the MSCI Europe IMI, its parent index, and includes large, mid and small-cap securities across 10 Developed Markets (DM) countries* in Europe. The index aims to represent the performance of a set of 50 companies from Europe which are involved in water related businesses such as water utilities and marine activities, as well as companies which proactively employ water efficient processes, are involved in water recycling and in efforts to utilize alternative water sources to better manage the risk of water shortages impacting their ability to operate, losing access to markets due to stakeholder opposition over water use, or being subject to higher water costs. Additionally, security weights are capped at 5%. At each rebalance, if the weight of any security in the MSCI Europe Select Blue Cycle 50 Index is greater than 5%, its weight will be capped at 5%.

For a complete description of the index methodology, please see [Index methodology - MSCI](#).

CUMULATIVE INDEX PERFORMANCE – PRICE RETURNS (EUR) (NOV 2016 – APR 2024)



ANNUAL PERFORMANCE (%)

Year	MSCI Europe Select Blue Cycle 50	MSCI Europe IMI
2023	16.17	12.39
2022	-15.03	-13.54
2021	21.73	22.30
2020	3.72	-4.33
2019	25.62	23.02
2018	-11.54	-13.70
2017	5.94	8.45

INDEX PERFORMANCE – PRICE RETURNS (%) (APR 30, 2024)

	1 Mo	3 Mo	1 Yr	YTD	ANNUALIZED				Since Nov 24, 2016
					3 Yr	5 Yr	10 Yr		
MSCI Europe Select Blue Cycle 50	-3.14	0.89	5.09	2.25	4.46	6.82	na	6.41	
MSCI Europe IMI	-1.45	3.72	7.62	5.02	4.29	4.84	na	5.15	

FUNDAMENTALS (APR 30, 2024)

Div Yld (%)	P/E	P/E Fwd	P/BV
2.83	18.69	15.86	2.81
3.19	14.92	13.30	2.01

INDEX RISK AND RETURN CHARACTERISTICS (NOV 24, 2016 – APR 30, 2024)

	Beta	Tracking Error (%)	Turnover (%) ¹	ANNUALIZED STD DEV (%) ²			SHARPE RATIO ^{2,3}			Since Nov 24, 2016	MAXIMUM DRAWDOWN	
				3 Yr	5 Yr	10 Yr	3 Yr	5 Yr	10 Yr		(%)	Period YYYY-MM-DD
MSCI Europe Select Blue Cycle 50	1.03	3.82	7.45	15.89	17.47	na	0.27	0.43	na	0.46	35.85	2020-02-19–2020-03-23
MSCI Europe IMI	1.00	0.00	3.22	14.11	16.35	na	0.27	0.33	na	0.40	36.23	2020-02-19–2020-03-18

¹ Last 12 months

² Based on monthly price returns data

³ Based on EMMI EURIBOR 1M from Sep 1 2021 & on ICE LIBOR 1M prior that date

MSCI Europe Select Blue Cycle 50 Index (EUR)

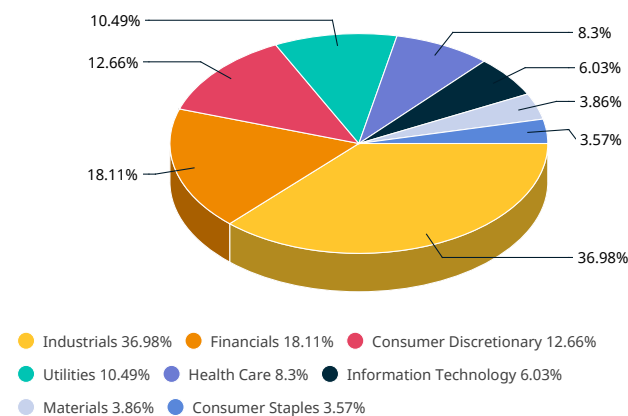
INDEX CHARACTERISTICS

	MSCI Europe Select Blue Cycle 50	MSCI Europe IMI
Number of Constituents	50	1,323
	Weight (%)	
Largest	5.14	3.51
Smallest	0.72	0.00
Average	2.00	0.08
Median	1.66	0.02

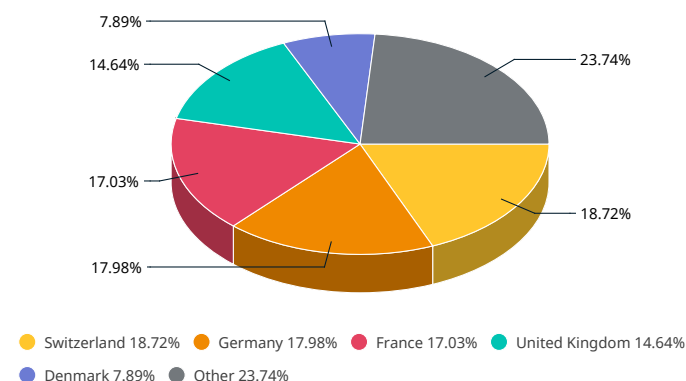
TOP 10 CONSTITUENTS

	Country	Index Wt. (%)	Parent Index Wt. (%)	Sector
SAP	DE	5.14	1.57	Info Tech
VESTAS WIND SYSTEMS	DK	5.08	0.23	Industrials
NOVARTIS	CH	4.79	1.65	Health Care
SIEMENS	DE	4.78	1.19	Industrials
LVMH MOET HENNESSY	FR	4.69	1.90	Cons Discr
SCHNEIDER ELECTRIC	FR	4.19	1.04	Industrials
FERROVIAL	ES	3.53	0.16	Industrials
KUEHNE & NAGEL INTL	CH	2.72	0.12	Industrials
ABB LTD	CH	2.62	0.65	Industrials
RELX (GB)	GB	2.61	0.65	Industrials
Total		40.17	9.16	

SECTOR WEIGHTS



COUNTRY WEIGHTS



* DM countries include: Austria, Belgium, Denmark, Finland, France, Germany, Ireland, Italy, the Netherlands, Norway, Portugal, Spain, Sweden, Switzerland and the UK.

The MSCI Europe Select Blue Cycle 50 Index was launched on Jun 22, 2022. Data prior to the launch date is back-tested test (i.e. calculations of how the index might have performed over that time period had the index existed). There are frequently material differences between back-tested performance and actual results. Past performance – whether actual or back-tested – is no indication or guarantee of future performance.

ABOUT MSCI

MSCI is a leading provider of critical decision support tools and services for the global investment community. With over 45 years of expertise in research, data and technology, we power better investment decisions by enabling clients to understand and analyze key drivers of risk and return and confidently build more effective portfolios. We create industry-leading research-enhanced solutions that clients use to gain insight into and improve transparency across the investment process. To learn more, please visit www.msci.com.

The information contained herein (the "Information") may not be reproduced or disseminated in whole or in part without prior written permission from MSCI. The Information may not be used to verify or correct other data, to create indexes, risk models, or analytics, or in connection with issuing, offering, sponsoring, managing or marketing any securities, portfolios, financial products or other investment vehicles. Historical data and analysis should not be taken as an indication or guarantee of any future performance, analysis, forecast or prediction. None of the Information or MSCI index or other product or service constitutes an offer to buy or sell, or a promotion or recommendation of, any security, financial instrument or product or trading strategy. Further, none of the Information or any MSCI index is intended to constitute investment advice or a recommendation to make (or refrain from making) any kind of investment decision and may not be relied on as such. The Information is provided "as is" and the user of the Information assumes the entire risk of any use it may make or permit to be made of the Information. NONE OF MSCI INC. OR ANY OF ITS SUBSIDIARIES OR ITS OR THEIR DIRECT OR INDIRECT SUPPLIERS OR ANY THIRD PARTY INVOLVED IN THE MAKING OR COMPILING OF THE INFORMATION (EACH, AN "MSCI PARTY") MAKES ANY WARRANTIES OR REPRESENTATIONS AND, TO THE MAXIMUM EXTENT PERMITTED BY LAW, EACH MSCI PARTY HEREBY EXPRESSLY DISCLAIMS ALL IMPLIED WARRANTIES, INCLUDING WARRANTIES OF MERCHANTABILITY AND FITNESS FOR A PARTICULAR PURPOSE. WITHOUT LIMITING ANY OF THE FOREGOING AND TO THE MAXIMUM EXTENT PERMITTED BY LAW, IN NO EVENT SHALL ANY OF THE MSCI PARTIES HAVE ANY LIABILITY REGARDING ANY OF THE INFORMATION FOR ANY DIRECT, INDIRECT, SPECIAL, PUNITIVE, CONSEQUENTIAL (INCLUDING LOST PROFITS) OR ANY OTHER DAMAGES EVEN IF NOTIFIED OF THE POSSIBILITY OF SUCH DAMAGES. The foregoing shall not exclude or limit any liability that may not by applicable law be excluded or limited.

© 2024 MSCI Inc. All rights reserved.