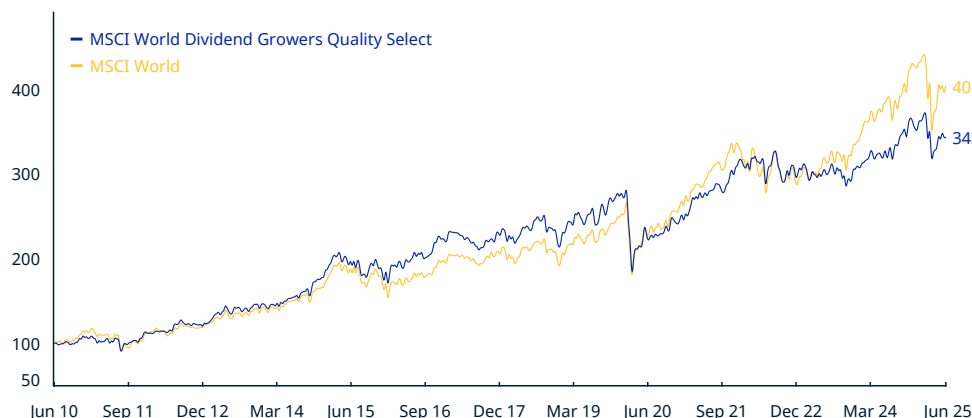


# MSCI World Dividend Growers Quality Select Index (EUR)

The MSCI World Dividend Growers Quality Select Index is based on the MSCI World Index, its parent index, and includes large and mid-cap securities across 23 Developed Markets (DM)\* countries. The index aims to represent the performance of 80 stocks that have consistently increased dividends historically and are expected to continue to increase dividends for subsequent one year based on analyst estimates as well as to continue to exhibit high dividend yield. The index aims to achieve diversification with country and sector constraints.

For a complete description of the index methodology, please see [Index methodology - MSCI](#).

## CUMULATIVE INDEX PERFORMANCE – PRICE RETURNS (EUR) (JUN 2010 – JUN 2025)



## ANNUAL PERFORMANCE (%)

Year	MSCI World Dividend Growers Quality Select	MSCI World
2024	13.89	24.81
2023	4.89	17.64
2022	-5.47	-14.19
2021	27.93	29.26
2020	-11.08	4.64
2019	27.32	27.49
2018	-5.77	-5.92
2017	2.30	5.50
2016	17.63	8.47
2015	6.83	8.34
2014	21.05	17.21
2013	21.61	18.74
2012	8.84	11.44
2011	4.04	-4.53

## INDEX PERFORMANCE – PRICE RETURNS (%) (JUN 30, 2025)

	1 Mo	3 Mo	1 Yr	YTD	ANNUALIZED				Since Aug 29, 2008	FUNDAMENTALS (JUN 30, 2025)			
					3 Yr	5 Yr	10 Yr			Div Yld (%)	P/E	P/E Fwd	P/BV
MSCI World Dividend Growers Quality Select	0.26	-1.55	6.26	-2.45	4.84	8.82	6.00	8.36		2.65	17.27	14.45	2.57
MSCI World	0.79	2.11	4.68	-4.21	12.09	11.84	8.21	8.17		1.72	23.24	19.73	3.61

## INDEX RISK AND RETURN CHARACTERISTICS (AUG 29, 2008 – JUN 30, 2025)

	Beta	Tracking Error (%)	Turnover (%) <sup>1</sup>	ANNUALIZED STD DEV (%) <sup>2</sup>			SHARPE RATIO <sup>2,3</sup>			Since Aug 29, 2008	MAXIMUM DRAWDOWN	
				3 Yr	5 Yr	10 Yr	3 Yr	5 Yr	10 Yr		(%)	Period YYYY-MM-DD
MSCI World Dividend Growers Quality Select	0.87	5.84	121.80	12.90	12.35	13.98	0.22	0.63	0.45	0.64	36.28	2020-01-20–2020-03-23
MSCI World	1.00	0.00	2.37	14.30	13.79	14.04	0.68	0.78	0.60	0.61	40.47	2008-09-01–2009-03-09

<sup>1</sup> Last 12 months

<sup>2</sup> Based on monthly price returns data

<sup>3</sup> Based on EMMI EURIBOR 1M from Sep 1 2021 & on ICE LIBOR 1M prior that date

## MSCI World Dividend Growers Quality Select Index (EUR)

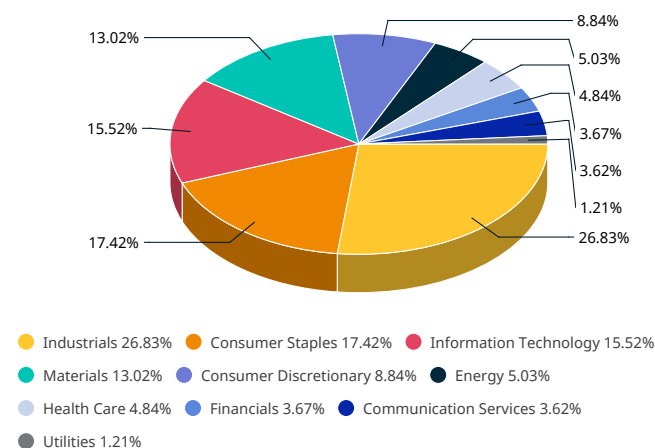
### INDEX CHARACTERISTICS

	MSCI World Dividend Growers Quality Select	MSCI World
<b>Number of Constituents</b>	80	1,325
	<b>Weight (%)</b>	
<b>Largest</b>	1.53	5.12
<b>Smallest</b>	0.88	0.00
<b>Average</b>	1.25	0.08
<b>Median</b>	1.24	0.03

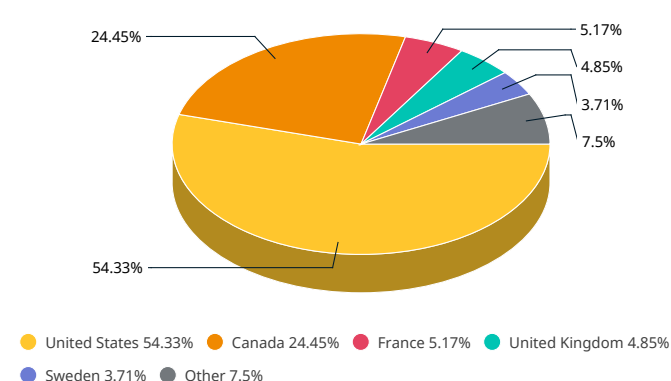
### TOP 10 CONSTITUENTS

	Country	Index Wt. (%)	Parent Index Wt. (%)	Sector
MICRON TECHNOLOGY	US	1.53	0.18	Info Tech
LUNDIN GOLD	CA	1.49	0.01	Materials
STMICROELECTRONICS	FR	1.43	0.03	Info Tech
EVOLUTION	SE	1.40	0.02	Cons Discr
EMPIRE CO A	CA	1.39	0.01	Cons Staples
NIKE B	US	1.38	0.11	Cons Discr
DOLLAR GENERAL CORP	US	1.36	0.03	Cons Staples
BARRICK MINING CORP	CA	1.36	0.05	Materials
JUNIPER NETWORKS	US	1.35	0.02	Info Tech
IMPERIAL OIL	CA	1.35	0.02	Energy
<b>Total</b>		<b>14.03</b>	<b>0.47</b>	

### SECTOR WEIGHTS



### COUNTRY WEIGHTS



\* DM countries include: Australia, Austria, Belgium, Canada, Denmark, Finland, France, Germany, Hong Kong, Ireland, Israel, Italy, Japan, Netherlands, New Zealand, Norway, Portugal, Singapore, Spain, Sweden, Switzerland, the UK and the US.

The MSCI World Dividend Growers Quality Select Index was launched on Aug 27, 2020. Data prior to the launch date is back-tested test (i.e. calculations of how the index might have performed over that time period had the index existed). There are frequently material differences between back-tested performance and actual results. Past performance – whether actual or back-tested – is no indication or guarantee of future performance.

## ABOUT MSCI

MSCI is a leading provider of critical decision support tools and services for the global investment community. With over 50 years of expertise in research, data and technology, we power better investment decisions by enabling clients to understand and analyze key drivers of risk and return and confidently build more effective portfolios. We create industry-leading research-enhanced solutions that clients use to gain insight into and improve transparency across the investment process. To learn more, please visit [www.msci.com](https://www.msci.com).

The information contained herein (the "Information") may not be reproduced or disseminated in whole or in part without prior written permission from MSCI. The Information may not be used to verify or correct other data, to create any derivative works, to create indexes, risk models, or analytics, or in connection with issuing, offering, sponsoring, managing or marketing any securities, portfolios, financial products or other investment vehicles. Historical data and analysis should not be taken as an indication or guarantee of any future performance, analysis, forecast or prediction. None of the Information or MSCI index or other product or service constitutes an offer to buy or sell, or a promotion or recommendation of, any security, financial instrument or product or trading strategy. Further, none of the Information or any MSCI index is intended to constitute investment advice or a recommendation to make (or refrain from making) any kind of investment decision and may not be relied on as such. MSCI ESG and climate ratings, research and data are produced by MSCI ESG Research LLC, a subsidiary of MSCI Inc. MSCI ESG Indexes, Analytics and Real Estate are products of MSCI Inc. that utilize information from MSCI ESG Research LLC. MSCI Indexes are administered by MSCI Limited (UK) and MSCI Deutschland GmbH. The Information is provided "as is" and the user of the Information assumes the entire risk of any use it may make or permit to be made of the Information. NONE OF MSCI INC. OR ANY OF ITS SUBSIDIARIES OR ITS OR THEIR DIRECT OR INDIRECT SUPPLIERS OR ANY THIRD PARTY INVOLVED IN MAKING OR COMPILING THE INFORMATION (EACH, AN "INFORMATION PROVIDER") MAKES ANY WARRANTIES OR REPRESENTATIONS AND, TO THE MAXIMUM EXTENT PERMITTED BY LAW, EACH INFORMATION PROVIDER HEREBY EXPRESSLY DISCLAIMS ALL IMPLIED WARRANTIES, INCLUDING WARRANTIES OF MERCHANTABILITY AND FITNESS FOR A PARTICULAR PURPOSE. WITHOUT LIMITING ANY OF THE FOREGOING AND TO THE MAXIMUM EXTENT PERMITTED BY LAW, IN NO EVENT SHALL ANY OF THE INFORMATION PROVIDERS HAVE ANY LIABILITY REGARDING ANY OF THE INFORMATION FOR ANY DIRECT, INDIRECT, SPECIAL, PUNITIVE, CONSEQUENTIAL (INCLUDING LOST PROFITS) OR ANY OTHER DAMAGES EVEN IF NOTIFIED OF THE POSSIBILITY OF SUCH DAMAGES. The foregoing shall not exclude or limit any liability that may not be by applicable law be excluded or limited. Privacy notice: For information about how MSCI collects and uses personal data, please refer to our Privacy Notice at [www.msci.com/legal/privacy-notice](https://www.msci.com/legal/privacy-notice)

© 2025 MSCI Inc. All rights reserved.

