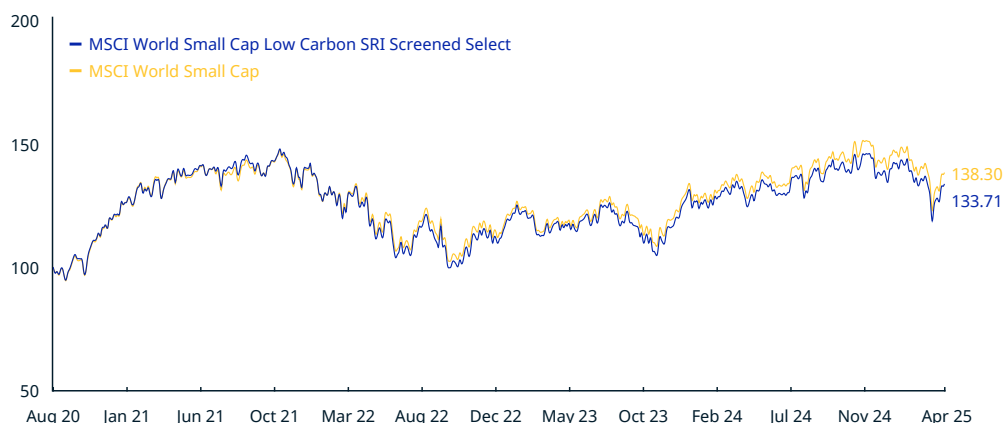


MSCI World Small Cap Low Carbon SRI Screened Select Index (USD)

The MSCI World Small Cap Low Carbon SRI Screened Select Index is based on the MSCI World Small Cap Index, its parent index, which includes small cap stocks across 23 Developed Markets (DM) countries*. It is a free float-adjusted market capitalization-weighted index that excludes companies from the underlying MSCI World Small Cap Index based on Environmental, Social and Governance (ESG) criteria. Additionally, the index targets a minimum 30% reduction in carbon emission intensity relative to the MSCI World Small Cap Index.

For a complete description of the index methodology, please see [Index methodology - MSCI](#).

CUMULATIVE INDEX PERFORMANCE – NET RETURNS (USD) (AUG 2020 – APR 2025)



ANNUAL PERFORMANCE (%)

Year	MSCI World Small Cap Low Carbon SRI Screened Select	MSCI World Small Cap
2024	6.38	8.15
2023	15.98	15.76
2022	-20.99	-18.75
2021	16.04	15.75

INDEX PERFORMANCE – NET RETURNS (%) (APR 30, 2025)

	1 Mo	3 Mo	1 Yr	YTD	ANNUALIZED				Since Aug 31, 2020
					3 Yr	5 Yr	10 Yr	Since Aug 31, 2020	
MSCI World Small Cap Low Carbon SRI Screened Select	1.18	-6.47	5.17	-2.86	3.85	na	na	6.42	
MSCI World Small Cap	0.70	-6.31	5.91	-3.06	4.58	na	na	7.20	

FUNDAMENTALS (APR 30, 2025)

Div Yld (%)	P/E	P/E Fwd	P/BV
2.23	21.38	14.91	1.66
2.31	21.14	15.10	1.64

INDEX RISK AND RETURN CHARACTERISTICS (APR 30, 2025)

	Turnover (%) ¹	ANNUALIZED STD DEV (%) ²			SHARPE RATIO ^{2,3}			Since Aug 31, 2020	MAXIMUM DRAWDOWN	
		3 Yr	5 Yr	10 Yr	3 Yr	5 Yr	10 Yr		(%)	Period YYYY-MM-DD
MSCI World Small Cap Low Carbon SRI Screened Select	18.52	19.85	na	na	0.07	na	na	0.27	32.41	2021-11-08–2022-09-27
MSCI World Small Cap	12.59	19.31	na	na	0.10	na	na	0.31	30.44	2021-11-08–2022-09-26

¹ Last 12 months

² Based on monthly net returns data

³ Based on NY FED Overnight SOFR from Sep 1 2021 & on ICE LIBOR 1M prior that date

MSCI World Small Cap Low Carbon SRI Screened Select Index (USD)

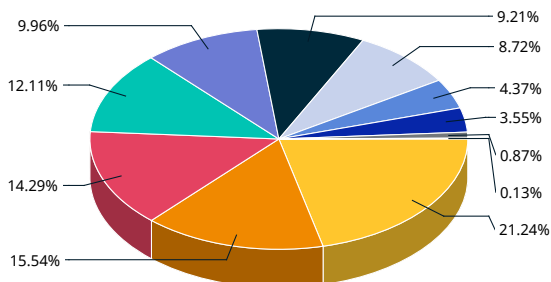
INDEX CHARACTERISTICS

MSCI World Small Cap Low Carbon SRI Screened Select	
Number of Constituents	2,455
Mkt Cap (USD Millions)	
Index	5,305,457.27
Largest	17,098.51
Smallest	77.41
Average	2,161.08
Median	1,388.69

TOP 10 CONSTITUENTS

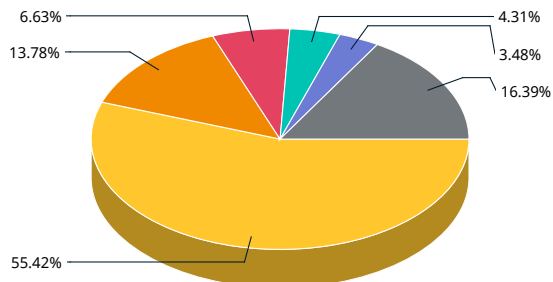
	Float Adj Mkt Cap (USD Billions)	Index Wt. (%)	Sector
SPROUTS FARMERS MARKET	17.10	0.32	Cons Staples
TAPESTRY	16.46	0.31	Cons Discr
GUIDEWIRE SOFTWARE	16.25	0.31	Info Tech
US FOODS HOLDING	15.29	0.29	Cons Staples
COMFORT SYSTEMS USA	14.15	0.27	Industrials
UNUM GROUP	13.47	0.25	Financials
FLEX	13.32	0.25	Info Tech
DUOLINGO A	13.28	0.25	Cons Discr
XPO	12.35	0.23	Industrials
REINSURANCE GRP AMERICA	12.34	0.23	Financials
Total	144.02	2.71	

SECTOR WEIGHTS



- Industrials 21.24%
- Financials 15.54%
- Consumer Discretionary 14.29%
- Information Technology 12.11%
- Health Care 9.96%
- Materials 9.21%
- Real Estate 8.72%
- Consumer Staples 4.37%
- Communication Services 3.55%
- Utilities 0.87%
- Energy 0.13%

COUNTRY WEIGHTS



- United States 55.42%
- Japan 13.78%
- United Kingdom 6.63%
- Australia 4.31%
- Canada 3.48%
- Other 16.39%

*DM countries include: Australia, Austria, Belgium, Canada, Denmark, Finland, France, Germany, Hong Kong, Ireland, Israel, Italy, Japan, Netherlands, New Zealand, Norway, Portugal, Singapore, Spain, Sweden, Switzerland, the UK and the US.

The MSCI World Small Cap Low Carbon SRI Screened Select Index was launched on Dec 24, 2024. Data prior to the launch date is back-tested test (i.e. calculations of how the index might have performed over that time period had the index existed). There are frequently material differences between back-tested performance and actual results. Past performance – whether actual or back-tested – is no indication or guarantee of future performance.

ABOUT MSCI

MSCI is a leading provider of critical decision support tools and services for the global investment community. With over 45 years of expertise in research, data and technology, we power better investment decisions by enabling clients to understand and analyze key drivers of risk and return and confidently build more effective portfolios. We create industry-leading research-enhanced solutions that clients use to gain insight into and improve transparency across the investment process. To learn more, please visit www.msci.com.

The information contained herein (the "Information") may not be reproduced or disseminated in whole or in part without prior written permission from MSCI. The Information may not be used to verify or correct other data, to create indexes, risk models, or analytics, or in connection with issuing, offering, sponsoring, managing or marketing any securities, portfolios, financial products or other investment vehicles. Historical data and analysis should not be taken as an indication or guarantee of any future performance, analysis, forecast or prediction. None of the Information or MSCI index or other product or service constitutes an offer to buy or sell, or a promotion or recommendation of, any security, financial instrument or product or trading strategy. Further, none of the Information or any MSCI index is intended to constitute investment advice or a recommendation to make (or refrain from making) any kind of investment decision and may not be relied on as such. The Information is provided "as is" and the user of the Information assumes the entire risk of any use it may make or permit to be made of the Information. NONE OF MSCI INC. OR ANY OF ITS SUBSIDIARIES OR ITS OR THEIR DIRECT OR INDIRECT SUPPLIERS OR ANY THIRD PARTY INVOLVED IN THE MAKING OR COMPILING OF THE INFORMATION (EACH, AN "MSCI PARTY") MAKES ANY WARRANTIES OR REPRESENTATIONS AND, TO THE MAXIMUM EXTENT PERMITTED BY LAW, EACH MSCI PARTY HEREBY EXPRESSLY DISCLAIMS ALL IMPLIED WARRANTIES, INCLUDING WARRANTIES OF MERCHANTABILITY AND FITNESS FOR A PARTICULAR PURPOSE. WITHOUT LIMITING ANY OF THE FOREGOING AND TO THE MAXIMUM EXTENT PERMITTED BY LAW, IN NO EVENT SHALL ANY OF THE MSCI PARTIES HAVE ANY LIABILITY REGARDING ANY OF THE INFORMATION FOR ANY DIRECT, INDIRECT, SPECIAL, PUNITIVE, CONSEQUENTIAL (INCLUDING LOST PROFITS) OR ANY OTHER DAMAGES EVEN IF NOTIFIED OF THE POSSIBILITY OF SUCH DAMAGES. The foregoing shall not exclude or limit any liability that may not by applicable law be excluded or limited.

© 2025 MSCI Inc. All rights reserved.

