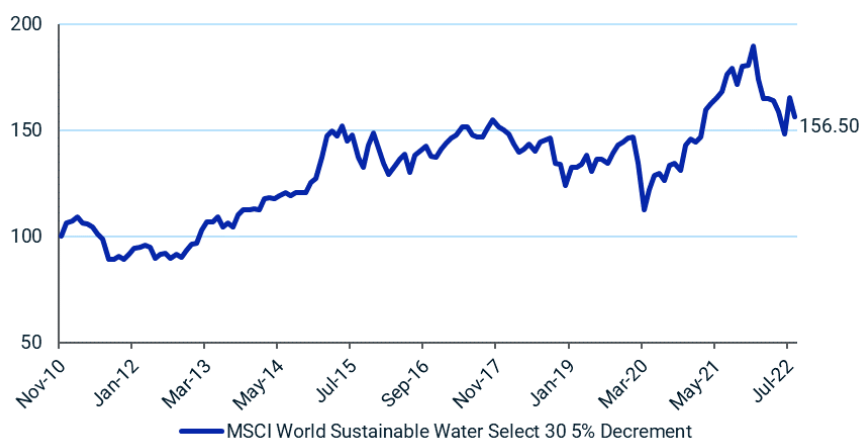


MSCI World Sustainable Water Select 30 5% Decrement Index (EUR)

The MSCI World Sustainable Water Select 30 5% Decrement Index is based on the MSCI World Sustainable Water Select 30 Index, its parent index, and includes large and mid-cap segments across 23 Developed Markets (DM) countries* in the world. The index aims to represent the performance of a quarterly rebalanced portfolio of 30 stocks which are rated at A or above by MSCI ESG Research and generate higher revenue from Water theme related activities based on MSCI Sustainable Impact metrics. The index represents the gross performance of the MSCI World Sustainable Water Select 30 Index while applying a constant markdown ('synthetic dividend') of 5% on an annual basis, expressed as a percentage of performance.

Cumulative index performance

EUR RETURNS NOV 2010 – AUGUST 2022



Annual performance (%)

| YEAR | MSCI World Sustainable Water Select 30 5% Dec |
|------|---|
| 2021 | 30.01 |
| 2020 | -0.49 |
| 2019 | 18.20 |
| 2018 | -17.32 |
| 2017 | 6.14 |
| 2016 | -0.11 |
| 2015 | 11.20 |
| 2014 | 12.51 |
| 2013 | 17.63 |
| 2012 | 4.80 |
| 2011 | -13.62 |

Index performance

EUR RETURNS (%) AUGUST 31, 2022

| INDEX | 1 Month | 3 Months | 1 Year | Year to Date | ANNUALIZED RETURN | | | |
|---|---------|----------|--------|--------------|-------------------|---------|----------|--------------------|
| | | | | | 3 Years | 5 Years | 10 Years | Since Nov 30, 2010 |
| MSCI World Sustainable Water Select 30 5% Dec | -5.34 | -1.51 | -12.77 | -17.50 | 5.19 | 1.24 | 5.70 | 3.89 |

Index risk and return characteristics

AUGUST 31, 2022

| INDEX | ANNUALIZED STANDARD DEVIATION (%) | | | |
|---|-----------------------------------|---------|----------|--------------------|
| | 3 Years | 5 Years | 10 Years | Since Nov 30, 2010 |
| MSCI World Sustainable Water Select 30 5% Dec | 19.13 | 16.68 | 14.31 | 13.95 |

* DM countries include: Australia, Austria, Belgium, Canada, Denmark, Finland, France, Germany, Hong Kong, Ireland, Israel, Italy, Japan, Netherlands, New Zealand, Norway, Portugal, Singapore, Spain, Sweden, Switzerland, the UK and the US.

The MSCI World Sustainable Water Select 30 5% Decrement Index was launched on Apr 08, 2021. Data prior to the launch date is back-tested data (i.e. calculations of how the index might have performed over that time period had the index existed). There are frequently material differences between back-tested performance and actual results. Past performance— whether actual or back-tested — is no indication or guarantee of future performance.

MSCI World Sustainable Water Select 30 Index

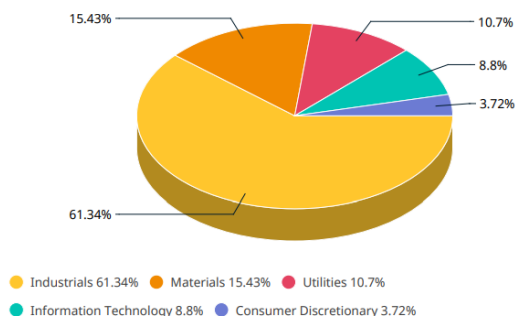
INDEX CHARACTERISTICS

| | MSCI World SRI Sustainable Water Select 30 | MSCI World |
|-------------------------------|--|------------|
| Number of Constituents | 30 | 1,516 |
| | Weight (%) | |
| Largest | 5.68 | 5.06 |
| Smallest | 1.68 | 0.00 |
| Average | 3.33 | 0.07 |
| Median | 3.48 | 0.03 |

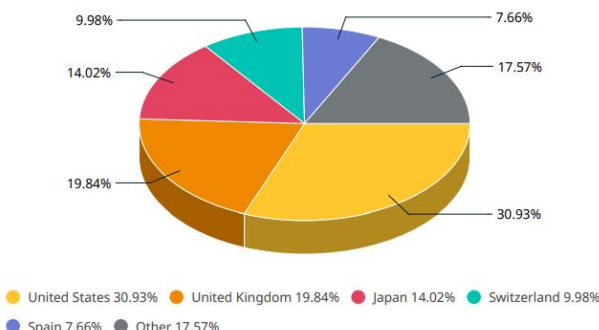
TOP 10 CONSTITUENTS

| | Index Wt. (%) | Parent Index Wt. (%) | Sector |
|------------------------|---------------|----------------------|-------------|
| IDEX CORP | 5.68 | 0.03 | Industrials |
| XYLEM | 4.76 | 0.03 | Industrials |
| PENTAIR PLC | 4.16 | 0.01 | Industrials |
| CLARIANT | 4.14 | 0.01 | Materials |
| ECOLAB | 4.05 | 0.08 | Materials |
| SHIMIZU CORP | 4.04 | 0.01 | Industrials |
| SMITHS GROUP | 4.02 | 0.01 | Industrials |
| FERROVIAL | 3.94 | 0.08 | Industrials |
| KUBOTA CORP | 3.73 | 0.03 | Industrials |
| ACS ACTIV CONST Y SVCS | 3.72 | 0.01 | Industrials |
| Total | 42.23 | 0.25 | |

Sector Weights



Country Weights



Index methodology

The MSCI World Sustainable Water Select 30 5% Decrement Index is constructed from MSCI World Sustainable Water Select 30 Index. The index aims to represent the performance of a quarterly rebalanced portfolio of 30 stocks which are rated at A or above by MSCI ESG Research and generate higher revenue from Water theme related activities based on MSCI Sustainable Impact metrics. The index represents the gross performance of the MSCI World Sustainable Water Select 30 Index while applying a constant markdown ('synthetic dividend') of 5% on an annual basis, expressed as a percentage of performance.

The index is reviewed on a quarterly basis, coinciding with the May and November Semi-Annual Index Reviews and the February and August Quarterly Index Reviews of the Parent Index.

ABOUT MSCI INC.

MSCI is a leading provider of critical decision support tools and services for the global investment community.

With over 50 years of expertise in research, data and technology, we power better investment decisions by enabling clients to understand and analyze key drivers of risk and return and confidently build more effective portfolios. We create industry-leading research-enhanced solutions that clients use to gain insight into and improve transparency across the investment process. To learn more, please visit www.msci.com.

The information contained herein (the "Information") may not be reproduced or disseminated in whole or in part without prior written permission from MSCI. The Information may not be used to verify or correct other data, to create indexes, risk models, or analytics, or in connection with issuing, offering, sponsoring, managing or marketing any securities, portfolios, financial products or other investment vehicles. Historical data and analysis should not be taken as an indication or guarantee of any future performance, analysis, forecast or prediction. None of the Information or MSCI index or other product or service constitutes an offer to buy or sell, or a promotion or recommendation of, any security, financial instrument or product or trading strategy. Further, none of the Information or any MSCI index is intended to constitute investment advice or a recommendation to make (or refrain from making) any kind of investment decision and may not be relied on as such. The Information is provided "as is" and the user of the Information assumes the entire risk of any use it may make or permit to be made of the Information. NONE OF MSCI INC. OR ANY OF ITS SUBSIDIARIES OR ITS OR THEIR DIRECT OR INDIRECT SUPPLIERS OR ANY THIRD PARTY INVOLVED IN THE MAKING OR COMPILING OF THE INFORMATION (EACH, AN "MSCI PARTY") MAKES ANY WARRANTIES OR REPRESENTATIONS AND, TO THE MAXIMUM EXTENT PERMITTED BY LAW, EACH MSCI PARTY HEREBY EXPRESSLY DISCLAIMS ALL IMPLIED WARRANTIES, INCLUDING WARRANTIES OF MERCHANTABILITY AND FITNESS FOR A PARTICULAR PURPOSE. WITHOUT LIMITING ANY OF THE FOREGOING AND TO THE MAXIMUM EXTENT PERMITTED BY LAW, IN NO EVENT SHALL ANY OF THE MSCI PARTIES HAVE ANY LIABILITY REGARDING ANY OF THE INFORMATION FOR ANY DIRECT, INDIRECT, SPECIAL, PUNITIVE, CONSEQUENTIAL (INCLUDING LOST PROFITS) OR ANY OTHER DAMAGES EVEN IF NOTIFIED OF THE POSSIBILITY OF SUCH DAMAGES. The foregoing shall not exclude or limit any liability that may not by applicable law be excluded or limited.

©2022 MSCI Inc. All rights reserved

