

MSCI — A LEADER IN EQUITY INDEXES

40+ YEARS OF BUILDING INNOVATIVE INDEXES



190,000

equity indexes calculated daily – 10,800 in real time



99.96%

accuracy levels in index production¹



~\$11 trillion

in assets are benchmarked to MSCI indexes globally²



950+

equity ETFs based on MSCI indexes³

A MARKET LEADER

Broad Equities



in assets benchmarked to **MSCI ACWI** index family²



in assets benchmarked to **MSCI World** index family²

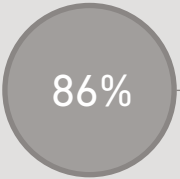


in assets are benchmarked to our **MSCI Emerging Market** index family²

Environmental, Social and Governance (ESG)



in assets are benchmarked to **MSCI ESG** indexes⁴



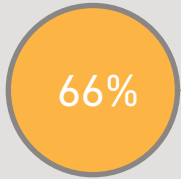
of assets in **carbon themed** equity ETFs are benchmarked to MSCI³



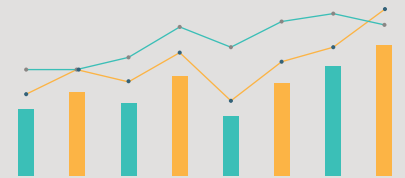
Factors



in assets benchmarked to **MSCI FACTOR** indexes⁵



of the total equity ETF assets in the low volatility space are linked to **MSCI Minimum Volatility** indexes³



WE SERVE THE WORLD'S TOP INVESTORS



75

of the Top 100⁶

HEDGE FUNDS



90

of the Top 100⁷

ASSET OWNERS



97

of the Top 100⁸

ASSET MANAGERS

Notes:

- Accuracy calculated based on the number of corrections performed over total number of securities or data points covered
- As of Dec 31, 2016, as reported on March 31, 2017 by eVestment, Morningstar and Bloomberg
- As of March 31, 2017; defined as each share class of an exchange traded fund, as identified by a separate Bloomberg ticker. Only primary listings, and not cross-listings, are counted.
- As of March 2017 based on Bloomberg, Morningstar and MSCI data. Active AUM includes data as of Dec 31, 2016 reported on March 31, 2017 by eVestment.

5 Data as of Dec, 2016 and reported as of March 2017 by eVestment, Morningstar, Bloomberg and MSCI

6 Based on Preqin 2017 and MSCI clients as of March 2017

7 Based on P&I/Tower Watson analysis as of September 2016. MSCI clients as of March 2017

8 Based on latest P&I AUM data and MSCI clients as of March 2017

Disclaimer:

The information contained herein (the "Information") may not be reproduced or disseminated in whole or in part without prior written permission from MSCI. The Information may not be used to verify or correct other data, to create indexes, risk models, or analytics, or in connection with issuing, offering, sponsoring, managing or marketing any securities, portfolios, financial products or other investment vehicles. Historical data and analysis should not be taken as an indication or guarantee of any future performance, analysis, forecast or prediction. None of the Information or MSCI index or other product or service constitutes an offer to buy or sell, or a promotion or recommendation of, any security, financial instrument or product or trading strategy. Further, none of the Information or any MSCI index is intended to constitute investment advice or a recommendation to make (or refrain from making) any kind of investment decision and may not be relied on as such. The Information is provided "as is" and the user of the Information assumes the entire risk of any use it may make or permit to be made of the Information. NONE OF MSCI INC. OR ANY OF ITS SUBSIDIARIES OR ITS OR THEIR DIRECT OR INDIRECT SUPPLIERS OR ANY THIRD PARTY INVOLVED IN THE MAKING OR COMPILING OF THE INFORMATION (EACH, AN "MSCI PARTY") MAKES ANY WARRANTIES OR REPRESENTATIONS AND, TO THE MAXIMUM EXTENT PERMITTED BY LAW, EACH MSCI PARTY HEREBY EXPRESSLY DISCLAIMS ALL IMPLIED WARRANTIES, INCLUDING WARRANTIES OF MERCHANTABILITY AND FITNESS FOR A PARTICULAR PURPOSE. WITHOUT LIMITING ANY OF THE FOREGOING AND TO THE MAXIMUM EXTENT PERMITTED BY LAW, IN NO EVENT SHALL ANY OF THE MSCI PARTIES HAVE ANY LIABILITY REGARDING ANY OF THE INFORMATION FOR ANY DIRECT, INDIRECT, SPECIAL, PUNITIVE, CONSEQUENTIAL (INCLUDING LOST PROFITS) OR ANY OTHER DAMAGES EVEN IF NOTIFIED OF THE POSSIBILITY OF SUCH DAMAGES. The foregoing shall not exclude or limit any liability that may not by applicable law be excluded or limited.

