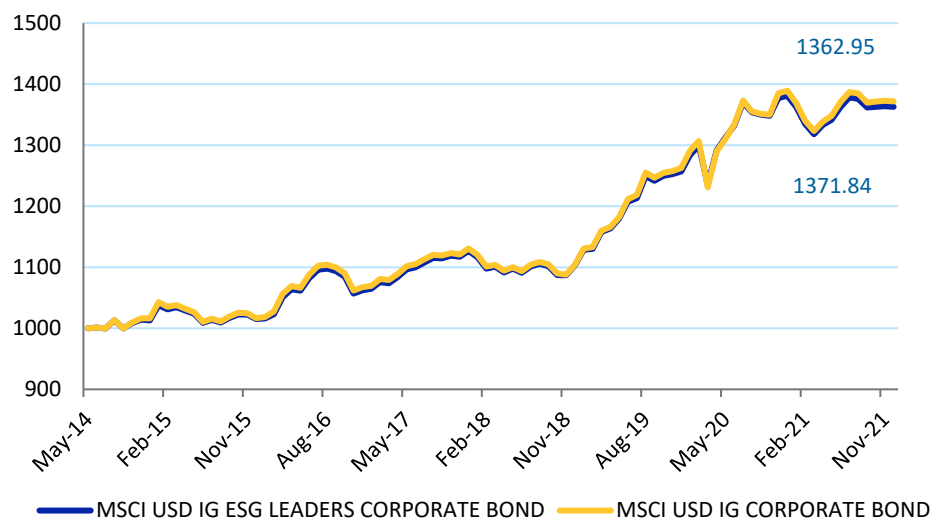


MSCI USD IG ESG Leaders Corporate Bond Index

The MSCI Fixed Income ESG Leaders Indexes are market value-weighted indexes designed to represent the performance of fixed income securities from issuers that have high Environmental, Social and Governance (“ESG”) ratings relative to their sector peers, to ensure the inclusion of the best-in-class companies from an ESG perspective.

Cumulative index performance

USD RETURNS MAY 2014 – DEC 2021



Annual performance (%)

Year	MSCI USD IG ESG Leaders Corp Bond	MSCI USD IG Corporate Bond
2021	-1.3	-1.25
2020	9.85	10.03
2019	13.98	14.41
2018	-2.13	-2.42
2017	6.09	5.96
2016	4.63	4.96
2015	0.23	0.05

Index performance

USD RETURNS (%) DECEMBER 31, 2021

Index	1 Month	3 Months	1 Year	Year to Date	ANNUALIZED RETURN		
					3 Years	5 Years	Since May 30, 2014
MSCI USD IG ESG Leaders Corporate Bond	-0.07	0.09	-1.3	-1.3	7.31	5.11	4.15
MSCI USD IG Corporate Bond	-0.07	0.17	-1.25	-1.25	7.52	5.15	4.24

Index risk and return characteristics

DECEMBER 31, 2021

Index	Tracking Error (%)	Turnover* (%)	ANNUALIZED STD. DEVIATION (%)		
			3 Years	5 Years	Since May 30, 2014
MSCI USD IG ESG Leaders Corporate Bond	0.43	50.07	5.47	4.68	4.47
MSCI USD IG Corporate Bond	-	26.48	5.92	4.99	4.73

*Last 12 months

The MSCI USD IG ESG Leaders Corporate Bond Index was launched on Oct 20, 2020. Data prior to the launch date is back-tested data (i.e. calculations of how the index might have performed over that time period had the index existed). There are frequently material differences between back-tested performance and actual results. Past performance – whether actual or back-tested – is no indication or guarantee of future performance.

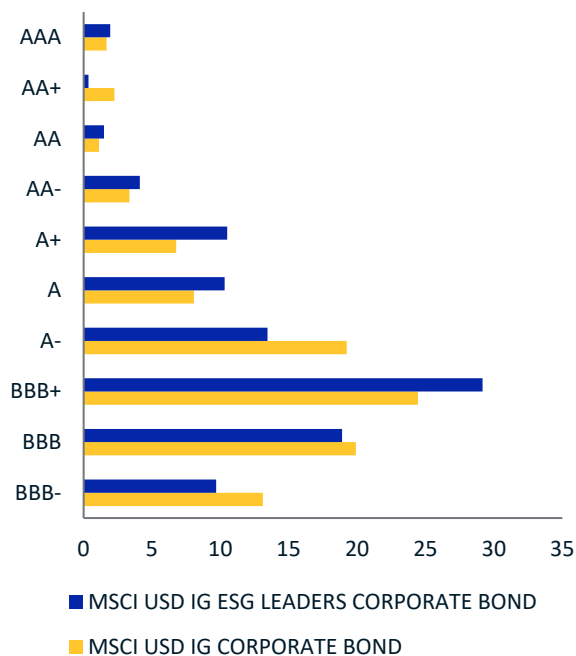
Index Profile

Maturity	# of securities	# of issuers	Market Value USD (MM)	Coupon*	Price*	Yield to Worst	Effective Duration	Effective Convexity	OAS** (bps)	Weighted Credit Rating
0-3 Years	380	171	4685.00	2.55	102.56	1.05	1.71	0.00	40.79	A-
3-5 Years	353	173	4907.93	2.82	104.03	1.65	3.53	0.15	54.85	A-
5-7 Years	235	135	3357.97	3.07	105.65	2.01	5.05	0.30	71.18	A-
7-10 Years	318	187	4186.25	3.11	105.05	2.35	7.17	0.62	88.26	BBB+
10-20 Years	185	103	2982.16	4.17	113.97	2.86	10.89	1.59	118.42	BBB+
20+ Years	367	143	5762.21	4.04	115.48	3.11	16.72	3.90	117.44	A-
Aggregate	1838	317	25881.52	3.25	107.58	2.17	7.76	1.22	100.85	A-

* Par Weighted

** Effective Duration Weighted

Credit Rating Break Down



ESG Metrics

	MSCI USD IG ESG Leaders Corporate Bond	MSCI USD IG Corporate Bond
Controversial Weapons (%)	0	0.02
ESG score	7.17	6.23
Environmental Pillar Score	6.75	6.4
Extreme Weather Climate VaR	-0.8	-0.57
Fossil Fuel Reserves (%)	0.05	0.06
Governance Pillar Score	5.42	4.98
Green Bonds (%)	0.01	0.01
Green Revenues (%)	2.81	2.76
Social Pillar Score	5.09	4.73
Tobacco (%)	0	0.01
Very Severe Controversies	0	0.05
WACI (Scope 1+2) (t CO2e/\$M Sales)	154.06	147.18
WACI (Scope 1+2+3) (t CO2e/\$M Sales)	913.37	885.35

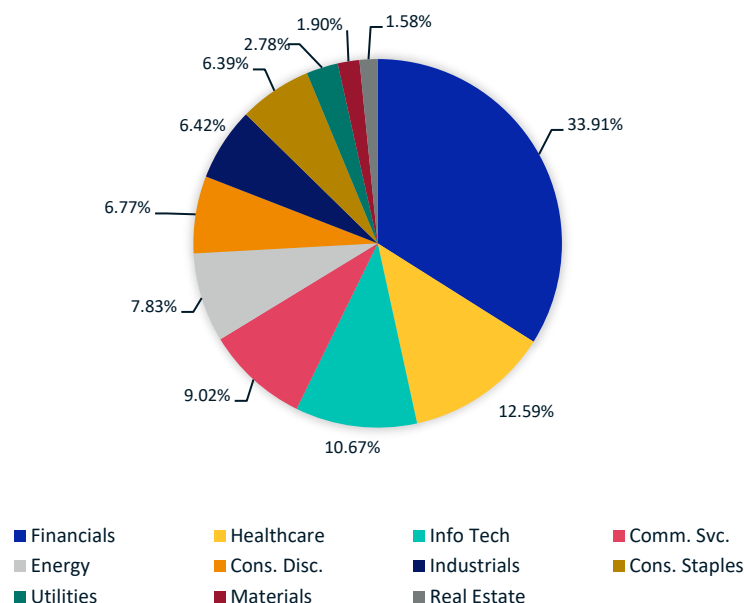
Top 5 Securities

Security Name	Currency	Index Weight (%)	Parent Index Weight (%)	Sector	Security Credit Rating
CVS 5.05% Sr Nts Due 2048	USD	0.41	0.21	Healthcare	BBB
MSFT 2.921% Sr Nts due 2052	USD	0.26	0.13	Info Tech	AAA
CVS 4.78% Sr Nts Due 2038	USD	0.24	0.12	Healthcare	BBB
MSFT 2.525% Sr Nts Due 2050	USD	0.24	0.12	Info Tech	AAA
CVS 4.30% Sr Nts Due 2028	USD	0.22	0.11	Healthcare	BBB

Top 5 Issuers

Issuer Name	Index Weight (%)	Parent Index Weight (%)	Sector
MORGAN STANLEY	4.49	2.31	Financials
CITIGROUP INC	3.83	1.97	Financials
VERIZON COMMUNICATIONS INC	3.79	1.95	Comm. Svc.
HSBC HOLDINGS PLC	2.49	1.28	Financials
AMAZON.COM INC	2.01	1.04	Cons. Disc.

Sector Weights



Index Methodology

The MSCI Fixed Income ESG Leaders Indexes are constructed by applying a best-in-Class selection process to companies. The selection universe for The Fixed Income ESG Leaders Indexes is the constituents of the MSCI Corporate Bond Indexes (the 'Parent Index').

Companies with weak ESG profile or those involved in alcohol, gambling, tobacco, nuclear power and controversial weapons are excluded from the selection universe.

Post exclusions, the methodology ranks and selects issuers with the strongest ESG profile. The selection process targets to achieve 50% of the market value in each sector of the Parent Index. The Index is market value weighted.

The Indexes are rebalanced on a monthly basis to coincide with the monthly index review of the Parent Index. The pro forma Indexes are in general announced three business days before the effective date of rebalancing.

ABOUT MSCI INC.

MSCI is a leading provider of critical decision support tools and services for the global investment community. With over 50 years of expertise in research, data, and technology, we power better investment decisions by enabling clients to understand and analyse key drivers of risk and return and confidently build more effective portfolios. We create industry-leading research-enhanced solutions that clients use to gain insight into and improve transparency across the investment process. To learn more, please visit www.msci.com.

The information contained herein (the "Information") may not be reproduced or disseminated in whole or in part without prior written permission from MSCI. The Information may not be used to verify or correct other data, to create indexes, risk models, or analytics, or in connection with issuing, offering, sponsoring, managing or marketing any securities, portfolios, financial products or other investment vehicles. Historical data and analysis should not be taken as an indication or guarantee of any future performance, analysis, forecast or prediction. None of the Information or MSCI index or other product or service constitutes an offer to buy or sell, or a promotion or recommendation of, any security, financial instrument or product or trading strategy. Further, none of the Information or any MSCI index is intended to constitute investment advice or a recommendation to make (or refrain from making) any kind of investment decision and may not be relied on as such. The Information is provided "as is" and the user of the Information assumes the entire risk of any use it may make or permit to be made of the Information. NONE OF MSCI INC. OR ANY OF ITS SUBSIDIARIES OR ITS OR THEIR DIRECT OR INDIRECT SUPPLIERS OR ANY THIRD PARTY INVOLVED IN THE MAKING OR COMPILING OF THE INFORMATION (EACH, AN "MSCI PARTY") MAKES ANY WARRANTIES OR REPRESENTATIONS AND, TO THE MAXIMUM EXTENT PERMITTED BY LAW, EACH MSCI PARTY HEREBY EXPRESSLY DISCLAIMS ALL IMPLIED WARRANTIES, INCLUDING WARRANTIES OF MERCHANTABILITY AND FITNESS FOR A PARTICULAR PURPOSE. WITHOUT LIMITING ANY OF THE FOREGOING AND TO THE MAXIMUM EXTENT PERMITTED BY LAW, IN NO EVENT SHALL ANY OF THE MSCI PARTIES HAVE ANY LIABILITY REGARDING ANY OF THE INFORMATION FOR ANY DIRECT, INDIRECT, SPECIAL, PUNITIVE, CONSEQUENTIAL (INCLUDING LOST PROFITS) OR ANY OTHER DAMAGES EVEN IF NOTIFIED OF THE POSSIBILITY OF SUCH DAMAGES. The foregoing shall not exclude or limit any liability that may not by applicable law be excluded or limited.

©2021 MSCI Inc. All rights reserved