

MSCI USD IG ESG Select Corporate Bond Index

The MSCI ESG Select Corporate Bond Indexes are designed to offer exposure to investment-grade and high yield corporate bonds that meet defined environmental, social, and governance (ESG) criteria. These indexes apply a systematic, rules-based approach starting with a broad universe of bonds established by the MSCI Corporate Bond Indexes Methodology.

Cumulative Index Performance

USD Returns Dec 2014 - Jun 2025



Annual Performance(%)

Year	MSCI USD IG ESG Select Corporate Bond Index	MSCI USD IG Corporate Bond Index
2024	2.56	2.53
2023	8.11	8.31
2022	-14.41	-15.29
2021	-1.29	-1.07
2020	10.36	9.87
2019	13.49	14.13
2018	-1.97	-2.31
2017	5.89	6.16
2016	4.50	5.31
2015	-0.03	-0.44

Index Performance

USD returns (%) June 30, 2025

Index	1 Month	3 Months	1 Year	Year to Date	ANNUALIZED RETURN (%)				
					3 Years	5 Years	10 Years	Since Dec 31, 2014	
MSCI USD IG ESG Select Corporate Bond Index	1.76	1.90	7.15	4.30	4.31	0.30	2.92	2.72	
MSCI USD IG Corporate Bond Index	1.86	1.82	7.02	4.18	4.32	0.25	2.90	2.69	

Index Risk and Return Characteristics

USD returns (%) June 30, 2025

Index	Tracking Error (%)	Turnover* (%)	ANNUALIZED STD. DEVIATION (%)				RISK RETURN RATIO				Max Drawdown (%)	Max Drawdown Period
			3 Years	5 Years	10 Years	Since Dec 31, 2014	3 Years	5 Years	10 Years	Since Dec 31, 2014		
MSCI USD IG ESG Select Corporate Bond Index	0.73	30.23	7.73	7.19	6.09	6.05	0.56	0.04	0.48	0.45	20.49	2021-08-02 -- 2022-10-21
MSCI USD IG Corporate Bond Index	-	21.71	8.06	7.57	6.60	6.54	0.54	0.03	0.44	0.41	21.54	2021-08-02 -- 2022-10-21

*Over rebalance of last 12 months

The USD IG ESG SELECT CORPORATE BOND was launched on July 4, 2025. Data prior to the launch date is back-tested data (i.e. calculations of how the index might have performed over that time period had the index existed). There are frequently material differences between back-tested performance and actual results. Past performance -- whether actual or back-tested -- is no indication or guarantee of future performance.

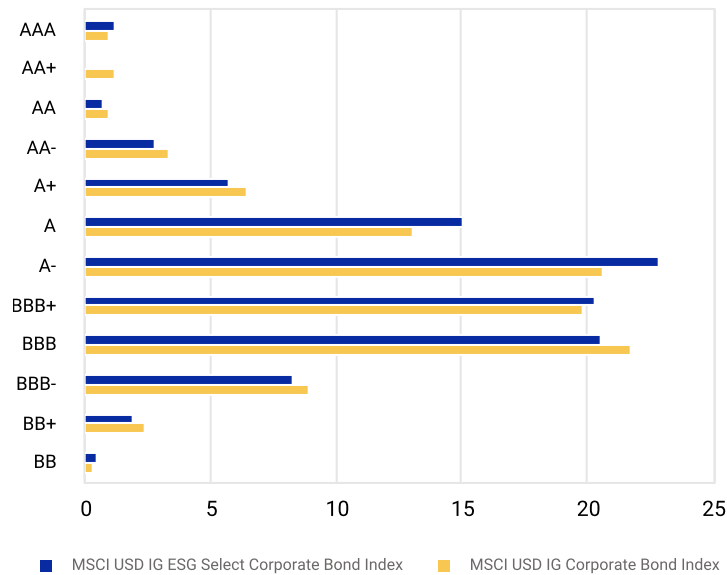
Index Profile

Maturity	# of Securities	# of Issuers	Market Value USD (MM)	Coupon*	Price*	Yield To Worst	Effective Duration	Effective Convexity	OAS**(bps)	Weighted Credit Rating
0-3 Years	1,249	489	1,121,356	3.80	99.23	4.35	1.68	0.02	51	A-
3-5 Years	1,118	498	1,057,626	4.33	99.24	4.50	3.29	0.13	69	BBB+
5-7 Years	743	412	673,006	3.58	94.11	4.79	4.85	0.29	85	BBB+
7-10 Years	826	387	832,229	5.14	100.81	5.09	6.37	0.52	92	BBB+
10-20 Years	709	264	634,217	4.88	93.09	5.59	9.53	1.26	100	BBB+
20+ Years	1,052	317	881,596	4.47	81.88	5.90	13.28	2.73	100	BBB+
Aggregate	5,697	789	5,200,030	4.34	94.64	4.97	6.09	0.77	91	BBB+

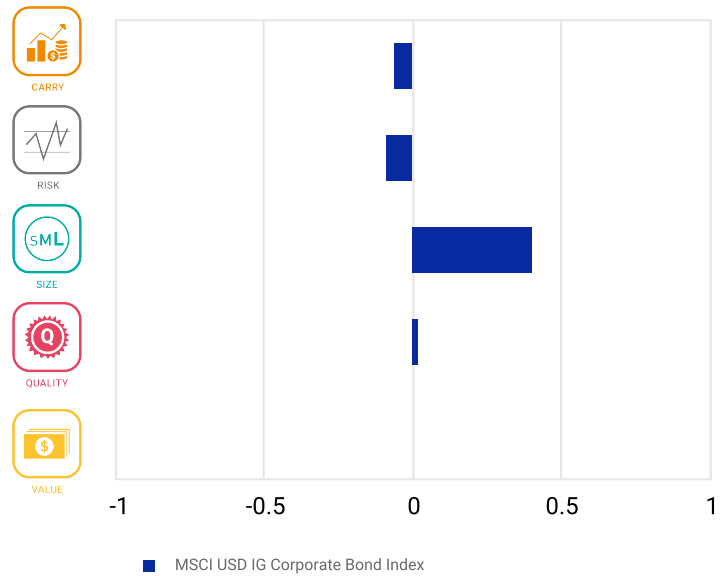
* Par Weighted

** Effective Duration Weighted

Credit Rating Breakdown



Factor Exposures



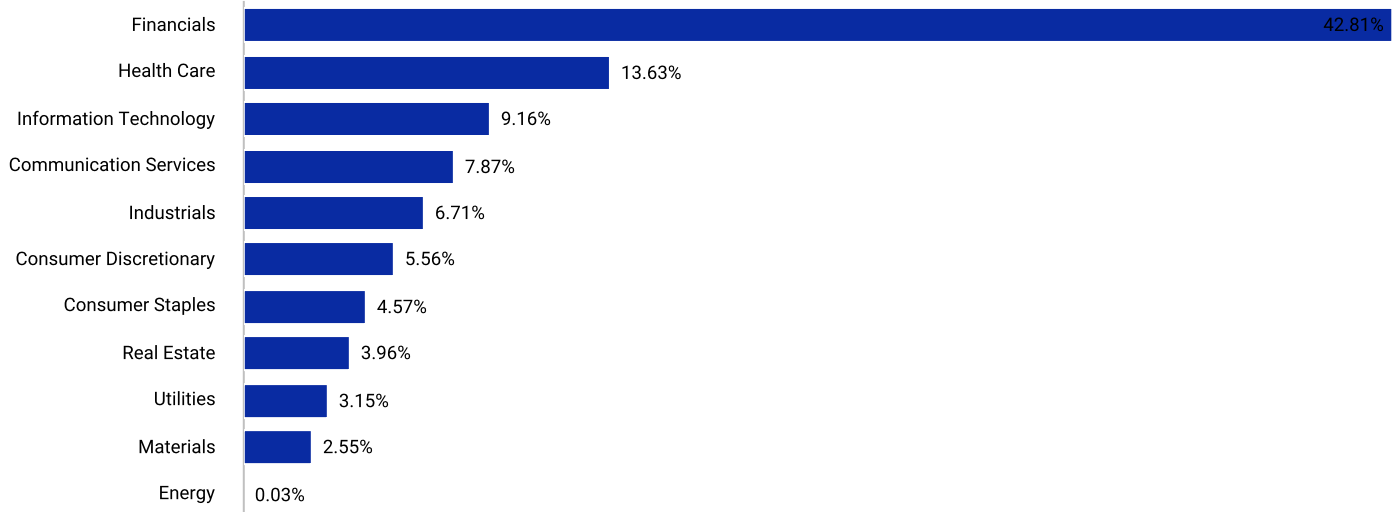
Top 5 Securities

Security Name	ISIN	Currency	Sector	Country of Domicile	Security Credit Rating	Index Weight (%)	Parent Index Weight (%)
CVS 5.05 2048	US126650CZ11	USD	Health Care	USA	BBB-	0.14	0.09
GS 6.75 2037	US38141GFD16	USD	Financials	USA	BBB	0.12	0.08
PFE 5.3 2053	US716973AG71	USD	Health Care	Singapore	A	0.11	0.07
BAC 3.419 2028	US06051GHD43	USD	Financials	USA	A-	0.11	0.08
ABBV 3.2 2029	US00287YBX67	USD	Health Care	USA	A-	0.10	0.07

Top 5 Issuers

Issuer Name	Index Weight (%)	Parent Index Weight (%)	Sector
BANK OF AMERICA CORP	2.94	2.13	Financials
JPMORGAN CHASE & CO	2.94	2.24	Financials
MORGAN STANLEY	2.58	1.73	Financials
GOLDMAN SACHS GROUP INC	2.18	1.46	Financials
CITIGROUP INC	2.01	1.34	Financials

Sector Weights



Country Weights



ESG Metrics

	MSCI USD IG ESG Select Corporate Bond Index	MSCI USD IG Corporate Bond Index
ESG score	7.00	6.59
Environmental Pillar Score	6.65	6.12
Fossil Fuel Reserves (%)	0.00	5.77
WACI (Scope 1+2)*	42.80	241.91
WACI (Scope 1+2+3)*	408.34	892.96
Green Revenues (%)	3.39	3.45
Green Bonds (%)	1.07	1.15
Social Pillar Score	4.85	4.73
Controversial Weapons (%)	0.00	0.00
Tobacco (%)	0.00	1.26
Very Severe Controversies (%)	0.00	0.09
Governance Pillar Score	5.84	5.82

*(t CO2e/\$M Sales)

MSCI USD IG ESG Select Corporate Bond Index

Constituents as of June 30, 2025

Issuer Name	Coupon (%)	Maturity Date	Weight (%)
CVS HEALTH CORP	5.05	25 Mar, 2048	0.14
GOLDMAN SACHS GROUP INC	6.75	01 Oct, 2037	0.12
PFIZER INVESTMENT ENTERPRISES PTE LTD	5.30	19 May, 2053	0.11
BANK OF AMERICA CORP	3.42	20 Dec, 2028	0.11
ABBVIE INC	3.20	21 Nov, 2029	0.10
BANK OF AMERICA CORP	1.73	22 Jul, 2027	0.10
AT&T INC	3.50	15 Sep, 2053	0.10
AT&T INC	3.55	15 Sep, 2055	0.10
CVS HEALTH CORP	4.30	25 Mar, 2028	0.10
PFIZER INVESTMENT ENTERPRISES PTE LTD	4.75	19 May, 2033	0.10
WARNERMEDIA HOLDINGS INC	5.14	15 Mar, 2052	0.10
BANK OF AMERICA CORP	5.47	23 Jan, 2035	0.09
BANK OF AMERICA CORP	5.01	22 Jul, 2033	0.09
BANK OF AMERICA CORP	5.29	25 Apr, 2034	0.09
ABBVIE INC	4.25	21 Nov, 2049	0.09
CVS HEALTH CORP	4.78	25 Mar, 2038	0.09
AT&T INC	3.65	15 Sep, 2059	0.09
AMGEN INC	5.25	02 Mar, 2033	0.09
DEUTSCHE TELEKOM INTERNATIONAL FINANCE BV	8.75	15 Jun, 2030	0.08
AT&T INC	3.80	01 Dec, 2057	0.08
AMGEN INC	5.65	02 Mar, 2053	0.08
MICROSOFT CORP	2.92	17 Mar, 2052	0.08
JPMORGAN CHASE & CO	5.35	01 Jun, 2034	0.08
GOLDMAN SACHS GROUP INC	1.95	21 Oct, 2027	0.08
BANK OF AMERICA CORP	4.08	20 Mar, 2051	0.08
PFIZER INVESTMENT ENTERPRISES PTE LTD	4.45	19 May, 2028	0.08
JPMORGAN CHASE & CO	4.91	25 Jul, 2033	0.08
COMCAST CORP	4.15	15 Oct, 2028	0.08
VERIZON COMMUNICATIONS INC	2.35	15 Mar, 2032	0.08
MICROSOFT CORP	3.30	06 Feb, 2027	0.08
CITIGROUP INC	4.41	31 Mar, 2031	0.08
VERIZON COMMUNICATIONS INC	4.02	03 Dec, 2029	0.08
MICROSOFT CORP	2.40	08 Aug, 2026	0.08
MICROSOFT CORP	2.52	01 Jun, 2050	0.08
ABBVIE INC	2.95	21 Nov, 2026	0.08
CITIGROUP INC	4.45	29 Sep, 2027	0.08
AMGEN INC	5.15	02 Mar, 2028	0.08
CIGNA GROUP	4.38	15 Oct, 2028	0.07
WARNERMEDIA HOLDINGS INC	4.28	15 Mar, 2032	0.07
WARNERMEDIA HOLDINGS INC	3.75	15 Mar, 2027	0.07
BANK OF AMERICA CORP	2.69	22 Apr, 2032	0.07

Issuer Name	Coupon (%)	Maturity Date	Weight (%)
VERIZON COMMUNICATIONS INC	4.33	21 Sep, 2028	0.07
PFIZER INVESTMENT ENTERPRISES PTE LTD	5.34	19 May, 2063	0.07
BANK OF AMERICA CORP	5.87	15 Sep, 2034	0.07
AERCAP IRELAND CAPITAL DAC	3.30	30 Jan, 2032	0.07
BANK OF AMERICA CORP	4.57	27 Apr, 2033	0.07
AERCAP IRELAND CAPITAL DAC	2.45	29 Oct, 2026	0.07
GOLDMAN SACHS GROUP INC	3.10	24 Feb, 2033	0.07
AERCAP IRELAND CAPITAL DAC	3.00	29 Oct, 2028	0.07
GOLDMAN SACHS GROUP INC	2.38	21 Jul, 2032	0.07
COMCAST CORP	2.94	01 Nov, 2056	0.07
ABBVIE INC	4.05	21 Nov, 2039	0.07
CHARTER COMMUNICATIONS OPERATING LLC	6.48	23 Oct, 2045	0.07
GOLDMAN SACHS GROUP INC	4.22	01 May, 2029	0.07
GOLDMAN SACHS GROUP INC	5.02	23 Oct, 2035	0.07
BRITISH TELECOMMUNICATIONS PLC	9.62	15 Dec, 2030	0.07
BANK OF AMERICA CORP	5.51	24 Jan, 2036	0.07
CITIGROUP INC	6.17	25 May, 2034	0.07
MORGAN STANLEY	5.32	19 Jul, 2035	0.06
BANK OF AMERICA CORP	2.68	19 Jun, 2041	0.06
GOLDMAN SACHS GROUP INC	2.62	22 Apr, 2032	0.06
VERIZON COMMUNICATIONS INC	2.55	21 Mar, 2031	0.06
BANK OF AMERICA CORP	5.20	25 Apr, 2029	0.06
MORGAN STANLEY	5.25	21 Apr, 2034	0.06
HOME DEPOT INC	5.88	16 Dec, 2036	0.06
MORGAN STANLEY	6.34	18 Oct, 2033	0.06
BANK OF AMERICA CORP	5.52	25 Oct, 2035	0.06
CENTENE CORP	4.62	15 Dec, 2029	0.06
MORGAN STANLEY	2.70	22 Jan, 2031	0.06
VERIZON COMMUNICATIONS INC	3.55	22 Mar, 2051	0.06
JPMORGAN CHASE & CO	5.72	14 Sep, 2033	0.06
GOLDMAN SACHS GROUP INC	3.62	15 Mar, 2028	0.06
CITIGROUP INC	2.57	03 Jun, 2031	0.06
JPMORGAN CHASE & CO	5.57	22 Apr, 2036	0.06
JPMORGAN CHASE & CO	5.29	22 Jul, 2035	0.06
AT&T INC	2.55	01 Dec, 2033	0.06
ORACLE CORP	3.60	01 Apr, 2050	0.06
AT&T INC	4.30	15 Feb, 2030	0.06
CVS HEALTH CORP	5.12	20 Jul, 2045	0.06
MORGAN STANLEY	5.83	19 Apr, 2035	0.06
INTERNATIONAL BUSINESS MACHINES CORP	3.50	15 May, 2029	0.06
JPMORGAN CHASE & CO	4.85	25 Jul, 2028	0.06
CITIGROUP INC	6.02	24 Jan, 2036	0.06
MORGAN STANLEY	5.59	18 Jan, 2036	0.06

Issuer Name	Coupon (%)	Maturity Date	Weight (%)
BANK OF AMERICA CORP	2.97	04 Feb, 2033	0.06
GOLDMAN SACHS GROUP INC	5.54	28 Jan, 2036	0.06
MORGAN STANLEY	5.66	17 Apr, 2036	0.06
ASTRAZENECA PLC	6.45	15 Sep, 2037	0.06
AMGEN INC	4.66	15 Jun, 2051	0.06
CITIGROUP INC	5.17	13 Feb, 2030	0.06
GOLDMAN SACHS GROUP INC	5.22	23 Apr, 2031	0.06
ABBVIE INC	5.05	15 Mar, 2034	0.06
GOLDMAN SACHS GROUP INC	5.33	23 Jul, 2035	0.06
JPMORGAN CHASE & CO	2.74	15 Oct, 2030	0.06
HSBC HOLDINGS PLC	4.58	19 Jun, 2029	0.06
GLAXOSMITHKLINE CAPITAL INC	6.38	15 May, 2038	0.06
GOLDMAN SACHS GROUP INC	5.73	28 Jan, 2056	0.06
BRISTOL-MYERS SQUIBB CO	4.25	26 Oct, 2049	0.06
MORGAN STANLEY	2.24	21 Jul, 2032	0.06
ORANGE SA	9.00	01 Mar, 2031	0.06
BANK OF AMERICA CORP	2.30	21 Jul, 2032	0.06
ORACLE CORP	2.95	01 Apr, 2030	0.06
PFIZER INVESTMENT ENTERPRISES PTE LTD	4.65	19 May, 2030	0.06
MORGAN STANLEY	4.43	23 Jan, 2030	0.06
AT&T INC	4.35	01 Mar, 2029	0.06
COMCAST CORP	2.89	01 Nov, 2051	0.06
MORGAN STANLEY	4.65	18 Oct, 2030	0.06
GOLDMAN SACHS GROUP INC	3.85	26 Jan, 2027	0.06
CITIGROUP INC	4.54	19 Sep, 2030	0.06
MORGAN STANLEY	3.62	20 Jan, 2027	0.06
PFIZER INC	7.20	15 Mar, 2039	0.06
MORGAN STANLEY	3.77	24 Jan, 2029	0.06
HSBC HOLDINGS PLC	6.33	09 Mar, 2044	0.06
MORGAN STANLEY	3.12	27 Jul, 2026	0.06
MORGAN STANLEY	3.59	22 Jul, 2028	0.06
BANK OF AMERICA CORP	2.50	13 Feb, 2031	0.06
ORACLE CORP	2.88	25 Mar, 2031	0.06
ORACLE CORP	2.65	15 Jul, 2026	0.06
CITIGROUP INC	6.27	17 Nov, 2033	0.06
CITIGROUP INC	3.20	21 Oct, 2026	0.06
GOLDMAN SACHS GROUP INC	5.56	19 Nov, 2045	0.06
VERIZON COMMUNICATIONS INC	4.12	16 Mar, 2027	0.06
UBS GROUP AG	4.19	01 Apr, 2031	0.06
ABBVIE INC	5.40	15 Mar, 2054	0.06
UBS GROUP AG	3.09	14 May, 2032	0.06
BROADCOM CORP	3.88	15 Jan, 2027	0.06
MORGAN STANLEY	5.52	19 Nov, 2055	0.06

Issuer Name	Coupon (%)	Maturity Date	Weight (%)
GOLDMAN SACHS GROUP INC	6.48	24 Oct, 2029	0.06
FISERV INC	3.50	01 Jul, 2029	0.06
GOLDMAN SACHS GROUP INC	2.64	24 Feb, 2028	0.06
HSBC HOLDINGS PLC	3.97	22 May, 2030	0.06
MORGAN STANLEY	1.51	20 Jul, 2027	0.06
VERIZON COMMUNICATIONS INC	3.40	22 Mar, 2041	0.06
BROADCOM INC	3.47	15 Apr, 2034	0.06
MORGAN STANLEY	3.62	01 Apr, 2031	0.06
JPMORGAN CHASE & CO	6.25	23 Oct, 2034	0.06
AT&T INC	5.40	15 Feb, 2034	0.06
AMGEN INC	5.25	02 Mar, 2030	0.06
PFIZER INVESTMENT ENTERPRISES PTE LTD	5.11	19 May, 2043	0.06
BANK OF AMERICA CORP	4.95	22 Jul, 2028	0.06
CITIGROUP INC	3.79	17 Mar, 2033	0.05
MORGAN STANLEY	5.16	20 Apr, 2029	0.05
BANK OF AMERICA CORP	4.27	23 Jul, 2029	0.05
ORACLE CORP	6.90	09 Nov, 2052	0.05
JPMORGAN CHASE & CO	2.96	25 Jan, 2033	0.05
JPMORGAN CHASE & CO	5.77	22 Apr, 2035	0.05
AMGEN INC	5.60	02 Mar, 2043	0.05
BANK OF AMERICA CORP	3.97	07 Feb, 2030	0.05
CITIGROUP INC	3.89	10 Jan, 2028	0.05
AT&T INC	2.75	01 Jun, 2031	0.05
UBS AG (STAMFORD BRANCH)	7.50	15 Feb, 2028	0.05
JPMORGAN CHASE & CO	2.58	22 Apr, 2032	0.05
BROADCOM INC	3.14	15 Nov, 2035	0.05
JPMORGAN CHASE & CO	5.34	23 Jan, 2035	0.05
UNITEDHEALTH GROUP INC	5.62	15 Jul, 2054	0.05
GOLDMAN SACHS GROUP INC	6.25	01 Feb, 2041	0.05
BRISTOL-MYERS SQUIBB CO	5.55	22 Feb, 2054	0.05
GOLDMAN SACHS GROUP INC	3.50	16 Nov, 2026	0.05
AMGEN INC	5.75	02 Mar, 2063	0.05
CITIGROUP INC	3.06	25 Jan, 2033	0.05
WARNERMEDIA HOLDINGS INC	5.05	15 Mar, 2042	0.05
ORACLE CORP	3.25	15 Nov, 2027	0.05
CIGNA GROUP	4.90	15 Dec, 2048	0.05
BANK OF AMERICA CORP	5.82	15 Sep, 2029	0.05
CITIGROUP INC	1.46	09 Jun, 2027	0.05
HSBC HOLDINGS PLC	2.80	24 May, 2032	0.05
CITIGROUP INC	2.56	01 May, 2032	0.05
GOLDMAN SACHS GROUP INC	1.54	10 Sep, 2027	0.05
BANK OF AMERICA CORP	2.57	20 Oct, 2032	0.05
BANK OF AMERICA CORP	5.16	24 Jan, 2031	0.05

Issuer Name	Coupon (%)	Maturity Date	Weight (%)
GOLDMAN SACHS GROUP INC	2.65	21 Oct, 2032	0.05
PNC FINANCIAL SERVICES GROUP INC	5.58	12 Jun, 2029	0.05
JPMORGAN CHASE & CO	4.49	24 Mar, 2031	0.05
CITIBANK NA	5.80	29 Sep, 2028	0.05
GOLDMAN SACHS GROUP INC	5.85	25 Apr, 2035	0.05
JPMORGAN CHASE & CO	4.32	26 Apr, 2028	0.05
BANK OF AMERICA CORP	2.09	14 Jun, 2029	0.05
CITIGROUP INC	5.45	11 Jun, 2035	0.05
GOLDMAN SACHS GROUP INC	5.73	25 Apr, 2030	0.05
JPMORGAN CHASE & CO	4.95	22 Oct, 2035	0.05
MORGAN STANLEY	5.66	18 Apr, 2030	0.05
MORGAN STANLEY	5.42	21 Jul, 2034	0.05
MORGAN STANLEY	5.47	18 Jan, 2035	0.05
MORGAN STANLEY	5.23	15 Jan, 2031	0.05
HSBC HOLDINGS PLC	5.40	11 Aug, 2033	0.05
CISCO SYSTEMS INC	4.95	26 Feb, 2031	0.05
JPMORGAN CHASE & CO	2.95	01 Oct, 2026	0.05
BRISTOL-MYERS SQUIBB CO	5.20	22 Feb, 2034	0.05
CITIGROUP INC	5.83	13 Feb, 2035	0.05
CISCO SYSTEMS INC	4.85	26 Feb, 2029	0.05
CISCO SYSTEMS INC	5.05	26 Feb, 2034	0.05
MORGAN STANLEY	5.12	01 Feb, 2029	0.05
GOLDMAN SACHS GROUP INC	5.05	23 Jul, 2030	0.05
DELL INTERNATIONAL LLC	6.02	15 Jun, 2026	0.05
MORGAN STANLEY	5.19	17 Apr, 2031	0.05
HCA INC	3.50	01 Sep, 2030	0.05
ABBVIE INC	4.80	15 Mar, 2029	0.05
HSBC HOLDINGS PLC	4.95	31 Mar, 2030	0.05
MORGAN STANLEY	2.48	16 Sep, 2036	0.05
BANK OF AMERICA CORP	2.59	29 Apr, 2031	0.05
PNC FINANCIAL SERVICES GROUP INC	6.88	20 Oct, 2034	0.05
GOLDMAN SACHS GROUP INC	4.48	23 Aug, 2028	0.05
GOLDMAN SACHS GROUP INC	4.94	23 Apr, 2028	0.05
JPMORGAN CHASE & CO	5.50	24 Jan, 2036	0.05
JPMORGAN CHASE & CO	5.58	22 Apr, 2030	0.05
GOLDMAN SACHS GROUP INC	3.69	05 Jun, 2028	0.05
MORGAN STANLEY	4.21	20 Apr, 2028	0.05
CITIGROUP INC	8.12	15 Jul, 2039	0.05
HSBC HOLDINGS PLC	4.04	13 Mar, 2028	0.05
JPMORGAN CHASE BANK NA	5.11	08 Dec, 2026	0.05
BANK OF AMERICA CORP	3.31	22 Apr, 2042	0.05
CITIGROUP INC	4.91	24 May, 2033	0.05
JPMORGAN CHASE & CO	5.00	22 Jul, 2030	0.05

Issuer Name	Coupon (%)	Maturity Date	Weight (%)
CITIGROUP INC	3.67	24 Jul, 2028	0.05
BROADCOM INC	2.45	15 Feb, 2031	0.05
RECKITT BENCKISER TREASURY SERVICES PLC	3.00	26 Jun, 2027	0.05
GOLDMAN SACHS GROUP INC	3.81	23 Apr, 2029	0.05
CITIGROUP INC	3.98	20 Mar, 2030	0.05
CITIGROUP INC	3.07	24 Feb, 2028	0.05
GOLDMAN SACHS GROUP INC	3.80	15 Mar, 2030	0.05
JPMORGAN CHASE & CO	3.96	15 Nov, 2048	0.05
ORACLE CORP	6.25	09 Nov, 2032	0.05
SYNOPSYS INC	5.15	01 Apr, 2035	0.05
JPMORGAN CHASE & CO	6.40	15 May, 2038	0.05
VERIZON COMMUNICATIONS INC	3.70	22 Mar, 2061	0.05
HSBC HOLDINGS PLC	6.25	09 Mar, 2034	0.05
ORACLE CORP	3.85	01 Apr, 2060	0.05
AT&T INC	2.30	01 Jun, 2027	0.05
BROADCOM INC	4.93	15 May, 2037	0.05
JPMORGAN CHASE & CO	2.96	13 May, 2031	0.05
ABBVIE INC	4.70	14 May, 2045	0.05
ORACLE CORP	3.95	25 Mar, 2051	0.05
UBS GROUP AG	5.96	12 Jan, 2034	0.05
INTERNATIONAL BUSINESS MACHINES CORP	4.25	15 May, 2049	0.05
ABBVIE INC	4.50	14 May, 2035	0.05
ORACLE CORP	3.60	01 Apr, 2040	0.05
JPMORGAN CHASE & CO	3.78	01 Feb, 2028	0.05
CENTENE CORP	4.25	15 Dec, 2027	0.05
BROADCOM INC	3.50	15 Feb, 2041	0.05
HSBC HOLDINGS PLC	7.39	03 Nov, 2028	0.05
SUMITOMO MITSUI FINANCIAL GROUP INC	3.04	16 Jul, 2029	0.05
BANK OF AMERICA CORP	5.74	12 Feb, 2036	0.05
BNP PARIBAS SA	5.79	13 Jan, 2033	0.05
BANK OF AMERICA CORP	4.98	24 Jan, 2029	0.05
AT&T INC	4.50	15 May, 2035	0.05
UBS GROUP AG	5.70	08 Feb, 2035	0.05
HSBC HOLDINGS PLC	5.89	14 Aug, 2027	0.05
CITIGROUP INC	4.64	07 May, 2028	0.05
MORGAN STANLEY	6.30	18 Oct, 2028	0.05
MORGAN STANLEY	1.79	13 Feb, 2032	0.05
ORACLE CORP	4.00	15 Jul, 2046	0.05
MORGAN STANLEY	5.45	20 Jul, 2029	0.05
BANK OF AMERICA CORP	5.42	15 Aug, 2035	0.05
BROADCOM INC	5.05	12 Jul, 2029	0.05
MORGAN STANLEY	5.17	16 Jan, 2030	0.05
MORGAN STANLEY	5.04	19 Jul, 2030	0.05

Issuer Name	Coupon (%)	Maturity Date	Weight (%)
WALT DISNEY CO	2.65	13 Jan, 2031	0.05
HSBC HOLDINGS PLC	8.11	03 Nov, 2033	0.05
JPMORGAN CHASE & CO	1.47	22 Sep, 2027	0.05
BRISTOL-MYERS SQUIBB CO	3.40	26 Jul, 2029	0.05
BANK OF AMERICA CORP	3.82	20 Jan, 2028	0.05
HSBC HOLDINGS PLC	5.21	11 Aug, 2028	0.04
KRAFT HEINZ FOODS CO	4.38	01 Jun, 2046	0.04
JPMORGAN CHASE & CO	2.54	08 Nov, 2032	0.04
HSBC HOLDINGS PLC	4.75	09 Jun, 2028	0.04
BANK OF AMERICA CORP	3.97	05 Mar, 2029	0.04
INTEL CORP	5.20	10 Feb, 2033	0.04
HSBC HOLDINGS PLC	5.29	19 Nov, 2030	0.04
HSBC HOLDINGS PLC	5.24	13 May, 2031	0.04
ABBVIE INC	4.80	15 Mar, 2027	0.04
ABBVIE INC	4.40	06 Nov, 2042	0.04
HSBC HOLDINGS PLC	5.45	03 Mar, 2036	0.04
CITIGROUP INC	4.79	04 Mar, 2029	0.04
JPMORGAN CHASE & CO	1.95	04 Feb, 2032	0.04
JPMORGAN CHASE & CO	5.30	24 Jul, 2029	0.04
CITIGROUP INC	5.33	27 Mar, 2036	0.04
VERIZON COMMUNICATIONS INC	5.25	02 Apr, 2035	0.04
ALLY FINANCIAL INC	8.00	01 Nov, 2031	0.04
DUPONT DE NEMOURS INC	4.72	15 Nov, 2028	0.04
AT&T INC	4.00	01 Jun, 2049	0.04
JPMORGAN CHASE & CO	5.14	24 Jan, 2031	0.04
TELEFONICA EMISIONES SAU	7.04	20 Jun, 2036	0.04
BARCLAYS PLC	7.44	02 Nov, 2033	0.04
BROADCOM INC	3.19	15 Nov, 2036	0.04
BANK OF AMERICA CORP	3.25	21 Oct, 2027	0.04
CHARTER COMMUNICATIONS OPERATING LLC	4.80	01 Mar, 2050	0.04
JPMORGAN CHASE & CO	5.01	23 Jan, 2030	0.04
MORGAN STANLEY	4.35	08 Sep, 2026	0.04
MICROSOFT CORP	2.67	01 Jun, 2060	0.04
JPMORGAN CHASE & CO	5.10	22 Apr, 2031	0.04
MORGAN STANLEY	2.94	21 Jan, 2033	0.04
CHARTER COMMUNICATIONS OPERATING LLC	5.75	01 Apr, 2048	0.04
JPMORGAN CHASE & CO	5.04	23 Jan, 2028	0.04
JPMORGAN CHASE & CO	5.57	22 Apr, 2028	0.04
BANK OF AMERICA CORP	1.90	23 Jul, 2031	0.04
COMCAST CORP	2.99	01 Nov, 2063	0.04
HSBC HOLDINGS PLC	7.40	13 Nov, 2034	0.04
TELEFONICA EMISIONES SAU	5.21	08 Mar, 2047	0.04
TAKEDA PHARMACEUTICAL CO LTD	2.05	31 Mar, 2030	0.04

Issuer Name	Coupon (%)	Maturity Date	Weight (%)
JPMORGAN CHASE & CO	4.45	05 Dec, 2029	0.04
ORACLE CORP	5.38	15 Jul, 2040	0.04
MORGAN STANLEY	6.38	24 Jul, 2042	0.04
SUMITOMO MITSUI FINANCIAL GROUP INC	2.63	14 Jul, 2026	0.04
BANK OF AMERICA CORP	3.19	23 Jul, 2030	0.04
MORGAN STANLEY	6.63	01 Nov, 2034	0.04
CITIBANK NA	4.88	19 Nov, 2027	0.04
BANCO SANTANDER SA	6.92	08 Aug, 2033	0.04
JPMORGAN CHASE & CO	4.20	23 Jul, 2029	0.04
CITIGROUP INC	3.52	27 Oct, 2028	0.04
JPMORGAN CHASE & CO	4.60	22 Oct, 2030	0.04
VERIZON COMMUNICATIONS INC	2.99	30 Oct, 2056	0.04
KROGER CO	5.00	15 Sep, 2034	0.04
JPMORGAN CHASE & CO	2.52	22 Apr, 2031	0.04
CITIGROUP INC	4.65	23 Jul, 2048	0.04
ORACLE CORP	2.80	01 Apr, 2027	0.04
MORGAN STANLEY	2.48	21 Jan, 2028	0.04
JPMORGAN CHASE & CO	5.53	29 Nov, 2045	0.04
MORGAN STANLEY	2.51	20 Oct, 2032	0.04
GOLDMAN SACHS GROUP INC	4.02	31 Oct, 2038	0.04
GOLDMAN SACHS GROUP INC	5.21	28 Jan, 2031	0.04
CISCO SYSTEMS INC	5.90	15 Feb, 2039	0.04
AT&T INC	3.65	01 Jun, 2051	0.04
HSBC HOLDINGS PLC	6.55	20 Jun, 2034	0.04
CHARTER COMMUNICATIONS OPERATING LLC	5.38	01 May, 2047	0.04
BNP PARIBAS SA	5.89	05 Dec, 2034	0.04
GOLDMAN SACHS GROUP INC	1.99	27 Jan, 2032	0.04
JPMORGAN CHASE & CO	4.59	26 Apr, 2033	0.04
DUPONT DE NEMOURS INC	5.42	15 Nov, 2048	0.04
MORGAN STANLEY	4.30	27 Jan, 2045	0.04
AT&T INC	2.25	01 Feb, 2032	0.04
JPMORGAN CHASE & CO	3.54	01 May, 2028	0.04
JPMORGAN CHASE & CO	3.33	22 Apr, 2052	0.04
ORACLE CORP	5.55	06 Feb, 2053	0.04
WYETH LLC	5.95	01 Apr, 2037	0.04
CENTENE CORP	2.45	15 Jul, 2028	0.04
VERIZON COMMUNICATIONS INC	4.78	15 Feb, 2035	0.04
MORGAN STANLEY BANK NA	5.50	26 May, 2028	0.04
VERIZON COMMUNICATIONS INC	4.86	21 Aug, 2046	0.04
MORGAN STANLEY	1.93	28 Apr, 2032	0.04
BANK OF AMERICA CORP	3.85	08 Mar, 2037	0.04
BANK OF AMERICA CORP	4.33	15 Mar, 2050	0.04
JPMORGAN CHASE & CO	3.70	06 May, 2030	0.04

Issuer Name	Coupon (%)	Maturity Date	Weight (%)
BARCLAYS PLC	6.22	09 May, 2034	0.04
MORGAN STANLEY	6.41	01 Nov, 2029	0.04
MEIJI YASUDA LIFE INSURANCE CO	6.10	11 Jun, 2055	0.04
AT&T INC	1.65	01 Feb, 2028	0.04
US BANCORP	5.68	23 Jan, 2035	0.04
VERIZON COMMUNICATIONS INC	2.65	20 Nov, 2040	0.04
CHARTER COMMUNICATIONS OPERATING LLC	6.38	23 Oct, 2035	0.04
CITIGROUP INC	4.12	25 Jul, 2028	0.04
SYNOPSIS INC	5.70	01 Apr, 2055	0.04
TRUIST FINANCIAL CORP	5.71	24 Jan, 2035	0.04
CVS HEALTH CORP	1.30	21 Aug, 2027	0.04
HSBC HOLDINGS PLC	6.16	09 Mar, 2029	0.04
CISCO SYSTEMS INC	5.50	15 Jan, 2040	0.04
CITIGROUP INC	2.98	05 Nov, 2030	0.04
WARNERMEDIA HOLDINGS INC	5.39	15 Mar, 2062	0.04
VERIZON COMMUNICATIONS INC	4.50	10 Aug, 2033	0.04
MORGAN STANLEY	5.95	19 Jan, 2038	0.04
BANK OF AMERICA CORP	4.62	09 May, 2029	0.04
LLOYDS BANKING GROUP PLC	5.68	05 Jan, 2035	0.04
BARCLAYS PLC	5.69	12 Mar, 2030	0.04
CIGNA GROUP	4.80	15 Aug, 2038	0.04
CITIBANK NA	5.57	30 Apr, 2034	0.04
UNITEDHEALTH GROUP INC	5.35	15 Feb, 2033	0.04
BANK OF AMERICA CORP	4.38	27 Apr, 2028	0.04
CITIBANK NA	5.49	04 Dec, 2026	0.04
JPMORGAN CHASE & CO	6.09	23 Oct, 2029	0.04
CITIGROUP INC	2.67	29 Jan, 2031	0.04
BARCLAYS PLC	5.79	25 Feb, 2036	0.04
ABBVIE INC	4.95	15 Mar, 2031	0.04
WALT DISNEY CO	3.60	13 Jan, 2051	0.04
MORGAN STANLEY BANK NA	5.02	12 Jan, 2029	0.04
HSBC HOLDINGS PLC	5.79	13 May, 2036	0.04
UNITEDHEALTH GROUP INC	5.15	15 Jul, 2034	0.04
VERIZON COMMUNICATIONS INC	2.10	22 Mar, 2028	0.04
CISCO SYSTEMS INC	4.80	26 Feb, 2027	0.04
BROADCOM INC	3.42	15 Apr, 2033	0.04
SYNOPSIS INC	4.85	01 Apr, 2030	0.04
FOX CORP	4.71	25 Jan, 2029	0.04
MITSUBISHI UFJ FINANCIAL GROUP INC	1.54	20 Jul, 2027	0.04
GILEAD SCIENCES INC	4.75	01 Mar, 2046	0.04
MORGAN STANLEY	4.99	12 Apr, 2029	0.04
UNITEDHEALTH GROUP INC	5.88	15 Feb, 2053	0.04
BANK OF AMERICA CORP	2.55	04 Feb, 2028	0.04

Issuer Name	Coupon (%)	Maturity Date	Weight (%)
MORGAN STANLEY	4.89	20 Jul, 2033	0.04
CITIGROUP INC	4.95	07 May, 2031	0.04
BNP PARIBAS SA	2.87	19 Apr, 2032	0.04
KROGER CO	5.50	15 Sep, 2054	0.04
MARSH & MCLENNAN COMPANIES INC	5.00	15 Mar, 2035	0.04
BNP PARIBAS SA	4.40	14 Aug, 2028	0.04
BANK OF AMERICA CORP	1.92	24 Oct, 2031	0.04
GOLDMAN SACHS GROUP INC	4.69	23 Oct, 2030	0.04
ROYAL BANK OF CANADA	4.65	18 Oct, 2030	0.04
HSBC HOLDINGS PLC	4.00	08 Sep, 2036	0.04
BARCLAYS PLC	5.33	10 Sep, 2035	0.04
BARCLAYS PLC	4.84	09 May, 2028	0.04
US BANCORP	4.84	01 Feb, 2034	0.04
MORGAN STANLEY	5.60	24 Mar, 2051	0.04
MORGAN STANLEY	5.30	20 Apr, 2037	0.04
TORONTO-DOMINION BANK	4.46	08 Jun, 2032	0.04
UBS GROUP AG	4.25	23 Mar, 2028	0.04
AT&T INC	3.50	01 Jun, 2041	0.04
HCA INC	4.12	15 Jun, 2029	0.04
FISERV INC	3.20	01 Jul, 2026	0.04
AON NORTH AMERICA INC	5.75	01 Mar, 2054	0.04
STANDARD CHARTERED PLC	4.64	01 Apr, 2031	0.04
SUMITOMO MITSUI FINANCIAL GROUP INC	5.52	13 Jan, 2028	0.04
MORGAN STANLEY	3.95	23 Apr, 2027	0.04
CITIGROUP INC	5.61	04 Mar, 2056	0.04
CAPITAL ONE FINANCIAL CORP	7.62	30 Oct, 2031	0.04
CITIGROUP INC	4.08	23 Apr, 2029	0.04
HSBC HOLDINGS PLC	4.76	29 Mar, 2033	0.04
QUALCOMM INC	3.25	20 May, 2027	0.04
CENTENE CORP	3.00	15 Oct, 2030	0.04
CISCO SYSTEMS INC	5.30	26 Feb, 2054	0.04
VODAFONE GROUP PLC	5.75	28 Jun, 2054	0.04
JPMORGAN CHASE & CO	3.88	24 Jul, 2038	0.04
JPMORGAN CHASE & CO	4.00	23 Apr, 2029	0.04
JPMORGAN CHASE & CO	3.51	23 Jan, 2029	0.04
HEWLETT PACKARD ENTERPRISE CO	5.00	15 Oct, 2034	0.04
MORGAN STANLEY	4.38	22 Jan, 2047	0.04
HALEON US CAPITAL LLC	3.38	24 Mar, 2027	0.04
VERIZON COMMUNICATIONS INC	1.75	20 Jan, 2031	0.04
STANDARD CHARTERED PLC	5.70	26 Mar, 2044	0.04
BROADCOM INC	4.30	15 Nov, 2032	0.04
UBS GROUP AG	1.49	10 Aug, 2027	0.04
BANK OF AMERICA CORP	6.20	10 Nov, 2028	0.04

Issuer Name	Coupon (%)	Maturity Date	Weight (%)
BANK OF AMERICA CORP	6.11	29 Jan, 2037	0.04
SUMITOMO MITSUI FINANCIAL GROUP INC	1.40	17 Sep, 2026	0.04
AMGEN INC	4.40	01 May, 2045	0.04
CAPITAL ONE FINANCIAL CORP	6.38	08 Jun, 2034	0.04
BANK OF AMERICA NA	5.53	18 Aug, 2026	0.04
TRUIST FINANCIAL CORP	7.16	30 Oct, 2029	0.04
BANK OF AMERICA CORP	5.46	09 May, 2036	0.04
CENTENE CORP	2.50	01 Mar, 2031	0.04
ORACLE CORP	2.30	25 Mar, 2028	0.04
UBS GROUP AG	6.30	22 Sep, 2034	0.04
HSBC HOLDINGS PLC	2.01	22 Sep, 2028	0.04
INTEL CORP	5.70	10 Feb, 2053	0.04
CAPITAL ONE FINANCIAL CORP	6.31	08 Jun, 2029	0.04
HSBC HOLDINGS PLC	5.60	17 May, 2028	0.04
US BANCORP	5.84	12 Jun, 2034	0.04
HALEON US CAPITAL LLC	3.62	24 Mar, 2032	0.04
BNP PARIBAS SA	3.05	13 Jan, 2031	0.04
SUMITOMO MITSUI FINANCIAL GROUP INC	5.77	13 Jan, 2033	0.04
TRUIST FINANCIAL CORP	5.87	08 Jun, 2034	0.04
HSBC HOLDINGS PLC	2.21	17 Aug, 2029	0.04
ROYAL BANK OF CANADA	5.15	04 Feb, 2031	0.04
CARRIER GLOBAL CORP	2.72	15 Feb, 2030	0.04
PNC FINANCIAL SERVICES GROUP INC	2.55	22 Jan, 2030	0.04
US BANCORP	5.78	12 Jun, 2029	0.04
GOLDMAN SACHS GROUP INC	2.60	07 Feb, 2030	0.04
TORONTO-DOMINION BANK	5.53	17 Jul, 2026	0.04
SUMITOMO MITSUI FINANCIAL GROUP INC	1.90	17 Sep, 2028	0.04
CREDIT AGRICOLE SA	6.32	03 Oct, 2029	0.04
GE HEALTHCARE TECHNOLOGIES INC	5.91	22 Nov, 2032	0.04
CENTENE CORP	3.38	15 Feb, 2030	0.04
INTEL CORP	4.75	25 Mar, 2050	0.04
BANK OF AMERICA CORP	4.25	22 Oct, 2026	0.04
UBS GROUP AG	6.44	11 Aug, 2028	0.04
HCA INC	3.62	15 Mar, 2032	0.04
BANK OF AMERICA CORP	3.59	21 Jul, 2028	0.04
BANK OF AMERICA CORP	4.18	25 Nov, 2027	0.04
TORONTO-DOMINION BANK	8.12	31 Oct, 2082	0.04
WALT DISNEY CO	2.00	01 Sep, 2029	0.04
UNITEDHEALTH GROUP INC	5.75	15 Jul, 2064	0.04
BANK OF AMERICA CORP	7.75	14 May, 2038	0.04
UBS GROUP AG	5.62	13 Sep, 2030	0.04
PNC FINANCIAL SERVICES GROUP INC	5.58	29 Jan, 2036	0.04
BANK OF AMERICA CORP	3.71	24 Apr, 2028	0.04

Issuer Name	Coupon (%)	Maturity Date	Weight (%)
MERCEDES-BENZ FINANCE NORTH AMERICA LLC	8.50	18 Jan, 2031	0.04
UBS GROUP AG	5.43	08 Feb, 2030	0.04
BROADCOM INC	4.15	15 Nov, 2030	0.04
INTEL CORP	2.45	15 Nov, 2029	0.04
HCA INC	5.25	15 Jun, 2049	0.04
ROGERS COMMUNICATIONS INC	3.80	15 Mar, 2032	0.04
BNP PARIBAS SA	5.18	09 Jan, 2030	0.04
AON NORTH AMERICA INC	5.45	01 Mar, 2034	0.04
HCA INC	5.45	01 Apr, 2031	0.04
ORACLE CORP	5.50	03 Aug, 2035	0.04
CAPITAL ONE FINANCIAL CORP	6.18	30 Jan, 2036	0.04
PNC FINANCIAL SERVICES GROUP INC	5.49	14 May, 2030	0.04
BARCLAYS PLC	5.50	09 Aug, 2028	0.04
BRISTOL-MYERS SQUIBB CO	4.90	22 Feb, 2029	0.04
BRISTOL-MYERS SQUIBB CO	4.12	15 Jun, 2039	0.04
BARCLAYS PLC	5.37	25 Feb, 2031	0.04
DELL INTERNATIONAL LLC	5.30	01 Oct, 2029	0.04
BNP PARIBAS SA	5.12	13 Jan, 2029	0.04
HOME DEPOT INC	4.95	25 Jun, 2034	0.04
GE HEALTHCARE TECHNOLOGIES INC	5.65	15 Nov, 2027	0.04
BANCO SANTANDER SA	5.29	18 Aug, 2027	0.04
NATWEST GROUP PLC	5.08	27 Jan, 2030	0.04
JPMORGAN CHASE & CO	4.98	22 Jul, 2028	0.03
JPMORGAN CHASE & CO	4.92	24 Jan, 2029	0.03
UNITEDHEALTH GROUP INC	4.75	15 Jul, 2045	0.03
JPMORGAN CHASE & CO	6.07	22 Oct, 2027	0.03
RIO TINTO FINANCE (USA) PLC	4.88	14 Mar, 2030	0.03
RIO TINTO FINANCE (USA) PLC	5.25	14 Mar, 2035	0.03
BNP PARIBAS SA	5.50	20 May, 2030	0.03
GOLDMAN SACHS GROUP INC	5.15	22 May, 2045	0.03
UNITEDHEALTH GROUP INC	5.05	15 Apr, 2053	0.03
VERIZON COMMUNICATIONS INC	4.40	01 Nov, 2034	0.03
INTEL CORP	4.88	10 Feb, 2028	0.03
JPMORGAN CHASE & CO	4.57	14 Jun, 2030	0.03
UBS GROUP AG	5.58	09 May, 2036	0.03
HSBC HOLDINGS PLC	5.13	03 Mar, 2031	0.03
ORACLE CORP	3.65	25 Mar, 2041	0.03
CVS HEALTH CORP	5.25	21 Feb, 2033	0.03
BNP PARIBAS SA	5.28	19 Nov, 2030	0.03
BANK OF AMERICA CORP	5.00	21 Jan, 2044	0.03
CREDIT AGRICOLE SA	5.22	27 May, 2031	0.03
ORACLE CORP	6.00	03 Aug, 2055	0.03
JPMORGAN CHASE & CO	4.12	15 Dec, 2026	0.03

Issuer Name	Coupon (%)	Maturity Date	Weight (%)
US BANCORP	4.55	22 Jul, 2028	0.03
UBS GROUP AG	4.70	05 Aug, 2027	0.03
HSBC HOLDINGS PLC	5.87	18 Nov, 2035	0.03
RIO TINTO FINANCE (USA) PLC	5.75	14 Mar, 2055	0.03
BARCLAYS PLC	4.97	16 May, 2029	0.03
NATWEST GROUP PLC	4.89	18 May, 2029	0.03
BNP PARIBAS SA	5.91	19 Nov, 2035	0.03
MORGAN STANLEY	3.97	22 Jul, 2038	0.03
JPMORGAN CHASE & CO	4.50	22 Oct, 2028	0.03
INTERNATIONAL BUSINESS MACHINES CORP	4.15	15 May, 2039	0.03
MERCK & CO INC	2.15	10 Dec, 2031	0.03
MORGAN STANLEY BANK NA	4.45	15 Oct, 2027	0.03
ABBVIE INC	4.25	14 Nov, 2028	0.03
TAKEDA PHARMACEUTICAL CO LTD	5.00	26 Nov, 2028	0.03
INTESA SANPAOLO SPA	7.80	28 Nov, 2053	0.03
ROYAL BANK OF CANADA	5.00	01 Feb, 2033	0.03
AMERICAN EXPRESS CO	5.28	26 Jul, 2035	0.03
BRISTOL-MYERS SQUIBB CO	3.20	15 Jun, 2026	0.03
HEWLETT PACKARD ENTERPRISE CO	4.55	15 Oct, 2029	0.03
PFIZER INC	3.00	15 Dec, 2026	0.03
MEIJI YASUDA LIFE INSURANCE CO	5.80	11 Sep, 2054	0.03
WALMART INC	1.80	22 Sep, 2031	0.03
DELL INTERNATIONAL LLC	4.90	01 Oct, 2026	0.03
DEUTSCHE BANK AG (NEW YORK BRANCH)	2.31	16 Nov, 2027	0.03
AMERICAN EXPRESS CO	5.10	16 Feb, 2028	0.03
GLAXOSMITHKLINE CAPITAL INC	3.88	15 May, 2028	0.03
SUMITOMO MITSUI FINANCIAL GROUP INC	3.36	12 Jul, 2027	0.03
BROADCOM INC	4.80	15 Oct, 2034	0.03
UBS GROUP AG	2.10	11 Feb, 2032	0.03
INTESA SANPAOLO SPA	7.78	20 Jun, 2054	0.03
CATERPILLAR INC	5.20	15 May, 2035	0.03
BANK OF AMERICA CORP	2.88	22 Oct, 2030	0.03
BECTON DICKINSON AND CO	3.70	06 Jun, 2027	0.03
UBS GROUP AG	4.88	15 May, 2045	0.03
AT&T INC	4.10	15 Feb, 2028	0.03
BRISTOL-MYERS SQUIBB CO	5.65	22 Feb, 2064	0.03
ORACLE CORP	4.00	15 Nov, 2047	0.03
ABBVIE INC	4.45	14 May, 2046	0.03
PFIZER INC	3.45	15 Mar, 2029	0.03
MERCK & CO INC	3.40	07 Mar, 2029	0.03
LLOYDS BANKING GROUP PLC	3.57	07 Nov, 2028	0.03
VERIZON COMMUNICATIONS INC	2.88	20 Nov, 2050	0.03
ORACLE CORP	4.70	27 Sep, 2034	0.03

Issuer Name	Coupon (%)	Maturity Date	Weight (%)
SOLVENTUM CORP	5.60	23 Mar, 2034	0.03
BNP PARIBAS SA	2.59	20 Jan, 2028	0.03
CITIGROUP INC	4.75	18 May, 2046	0.03
AMERICAN EXPRESS CO	2.55	04 Mar, 2027	0.03
UNITEDHEALTH GROUP INC	4.75	15 May, 2052	0.03
BANCO SANTANDER SA	6.94	07 Nov, 2033	0.03
COMCAST CORP	4.70	15 Oct, 2048	0.03
HOME DEPOT INC	2.95	15 Jun, 2029	0.03
CHARTER COMMUNICATIONS OPERATING LLC	3.90	01 Jun, 2052	0.03
BARCLAYS PLC	2.28	24 Nov, 2027	0.03
MORGAN STANLEY BANK NA	5.88	30 Oct, 2026	0.03
BANK OF AMERICA CORP	4.24	24 Apr, 2038	0.03
ORACLE CORP	4.30	08 Jul, 2034	0.03
GOLDMAN SACHS GROUP INC	3.21	22 Apr, 2042	0.03
MITSUBISHI UFJ FINANCIAL GROUP INC	3.19	18 Jul, 2029	0.03
INTESA SANPAOLO SPA	7.20	28 Nov, 2033	0.03
UTAH ACQUISITION SUB INC	3.95	15 Jun, 2026	0.03
BARCLAYS PLC	7.12	27 Jun, 2034	0.03
US BANCORP	4.65	01 Feb, 2029	0.03
BROADCOM INC	4.75	15 Apr, 2029	0.03
TIME WARNER CABLE LLC	7.30	01 Jul, 2038	0.03
CVS HEALTH CORP	3.25	15 Aug, 2029	0.03
FISERV INC	4.40	01 Jul, 2049	0.03
AMGEN INC	2.20	21 Feb, 2027	0.03
UNITED PARCEL SERVICE INC	6.20	15 Jan, 2038	0.03
BANK OF AMERICA CORP	2.65	11 Mar, 2032	0.03
COMCAST CORP	4.25	15 Jan, 2033	0.03
BARCLAYS PLC	6.69	13 Sep, 2034	0.03
JPMORGAN CHASE & CO	2.07	01 Jun, 2029	0.03
NOVARTIS CAPITAL CORP	4.40	06 May, 2044	0.03
CHARTER COMMUNICATIONS OPERATING LLC	6.55	01 Jun, 2034	0.03
UNITEDHEALTH GROUP INC	5.38	15 Apr, 2054	0.03
ABBVIE INC	4.55	15 Mar, 2035	0.03
CHUBB INA HOLDINGS LLC	5.00	15 Mar, 2034	0.03
ROGERS COMMUNICATIONS INC	4.55	15 Mar, 2052	0.03
MITSUBISHI UFJ FINANCIAL GROUP INC	5.43	17 Apr, 2035	0.03
HSBC HOLDINGS PLC	6.50	15 Sep, 2037	0.03
SOCIETE GENERALE SA	6.69	10 Jan, 2034	0.03
AT&T INC	4.75	15 May, 2046	0.03
DEUTSCHE BANK AG (NEW YORK BRANCH)	7.08	10 Feb, 2034	0.03
AMERICAN EXPRESS CO	3.30	03 May, 2027	0.03
AMERICAN EXPRESS CO	4.73	25 Apr, 2029	0.03
HCA INC	4.62	15 Mar, 2052	0.03

Issuer Name	Coupon (%)	Maturity Date	Weight (%)
JOHNSON & JOHNSON	3.70	01 Mar, 2046	0.03
AMERICAN TOWER CORP	3.80	15 Aug, 2029	0.03
COMCAST CORP	3.15	15 Feb, 2028	0.03
MCDONALD'S CORP	4.88	09 Dec, 2045	0.03
CHARTER COMMUNICATIONS OPERATING LLC	6.10	01 Jun, 2029	0.03
ORACLE CORP	5.38	27 Sep, 2054	0.03
STANDARD CHARTERED PLC	6.10	11 Jan, 2035	0.03
BNP PARIBAS SA	4.62	13 Mar, 2027	0.03
DEUTSCHE BANK AG (NEW YORK BRANCH)	6.72	18 Jan, 2029	0.03
BANK OF AMERICA CORP	4.44	20 Jan, 2048	0.03
GILEAD SCIENCES INC	4.80	01 Apr, 2044	0.03
BNP PARIBAS SA	4.79	09 May, 2029	0.03
BPCE SA	6.29	14 Jan, 2036	0.03
ELEVANCE HEALTH INC	3.65	01 Dec, 2027	0.03
JPMORGAN CHASE & CO	5.60	15 Jul, 2041	0.03
GOLDMAN SACHS GROUP INC	4.80	08 Jul, 2044	0.03
DEUTSCHE BANK AG (NEW YORK BRANCH)	6.82	20 Nov, 2029	0.03
PNC FINANCIAL SERVICES GROUP INC	6.04	28 Oct, 2033	0.03
BARCLAYS PLC	7.38	02 Nov, 2028	0.03
TIME WARNER CABLE LLC	6.75	15 Jun, 2039	0.03
BANK OF NEW YORK MELLON CORP	5.83	25 Oct, 2033	0.03
LLOYDS BANKING GROUP PLC	5.72	05 Jun, 2030	0.03
ROYAL BANK OF CANADA	4.96	24 Jan, 2029	0.03
MERCK & CO INC	3.70	10 Feb, 2045	0.03
CREDIT AGRICOLE SA	6.25	10 Jan, 2035	0.03
STANDARD CHARTERED PLC	6.30	09 Jan, 2029	0.03
VERIZON COMMUNICATIONS INC	3.60	24 Feb, 2060	0.03
BRISTOL-MYERS SQUIBB CO	2.95	15 Mar, 2032	0.03
UBS GROUP AG	6.25	22 Sep, 2029	0.03
ORACLE CORP	4.12	15 May, 2045	0.03
MORGAN STANLEY BANK NA	4.95	14 Jan, 2028	0.03
PNC FINANCIAL SERVICES GROUP INC	5.68	22 Jan, 2035	0.03
BANCO SANTANDER SA	5.44	15 Jul, 2031	0.03
ABBVIE INC	4.88	14 Nov, 2048	0.03
MICROSOFT CORP	3.45	08 Aug, 2036	0.03
US BANCORP	5.85	21 Oct, 2033	0.03
GENERAL MOTORS FINANCIAL COMPANY INC	6.10	07 Jan, 2034	0.03
UBS AG (LONDON BRANCH)	5.65	11 Sep, 2028	0.03
UBS AG (STAMFORD BRANCH)	1.25	07 Aug, 2026	0.03
GENERAL MOTORS FINANCIAL COMPANY INC	5.80	07 Jan, 2029	0.03
NATWEST GROUP PLC	5.78	01 Mar, 2035	0.03
mitsubishi UFJ Financial Group Inc	2.31	20 Jul, 2032	0.03
WALT DISNEY CO	4.70	23 Mar, 2050	0.03

Issuer Name	Coupon (%)	Maturity Date	Weight (%)
BNP PARIBAS SA	5.74	20 Feb, 2035	0.03
BANCO SANTANDER SA	5.59	08 Aug, 2028	0.03
BANK OF AMERICA CORP	2.48	21 Sep, 2036	0.03
TRUIST FINANCIAL CORP	5.43	24 Jan, 2030	0.03
US BANCORP	5.38	23 Jan, 2030	0.03
DISCOVERY COMMUNICATIONS LLC	3.95	20 Mar, 2028	0.03
UNITEDHEALTH GROUP INC	5.20	15 Apr, 2063	0.03
AMERICAN EXPRESS CO	5.28	27 Jul, 2029	0.03
MORGAN STANLEY	5.94	07 Feb, 2039	0.03
HCA INC	5.75	01 Mar, 2035	0.03
HCA INC	5.62	01 Sep, 2028	0.03
CAPITAL ONE FINANCIAL CORP	4.93	10 May, 2028	0.03
STANDARD CHARTERED PLC	5.91	14 May, 2035	0.03
HSBC HOLDINGS PLC	5.55	04 Mar, 2030	0.03
GOLDMAN SACHS GROUP INC	4.75	21 Oct, 2045	0.03
TRUIST FINANCIAL CORP	6.05	08 Jun, 2027	0.03
JOHN DEERE CAPITAL CORP	4.95	14 Jul, 2028	0.03
SOLVENTUM CORP	5.40	01 Mar, 2029	0.03
NIPPON LIFE INSURANCE CO	6.50	30 Apr, 2055	0.03
AMERICAN EXPRESS CO	5.67	25 Apr, 2036	0.03
AMERICAN EXPRESS CO	5.85	05 Nov, 2027	0.03
AERCAP IRELAND CAPITAL DAC	6.45	15 Apr, 2027	0.03
COSTCO WHOLESALE CORP	1.60	20 Apr, 2030	0.03
TIME WARNER CABLE LLC	6.55	01 May, 2037	0.03
HSBC HOLDINGS PLC	6.50	02 May, 2036	0.03
BANCO SANTANDER SA	5.37	15 Jul, 2028	0.03
PNC FINANCIAL SERVICES GROUP INC	5.40	23 Jul, 2035	0.03
ING GROEP NV	5.33	19 Mar, 2030	0.03
CITIBANK NA	4.84	06 Aug, 2029	0.03
LLOYDS BANKING GROUP PLC	5.46	05 Jan, 2028	0.03
ING GROEP NV	5.55	19 Mar, 2035	0.03
LLOYDS BANKING GROUP PLC	5.99	07 Aug, 2027	0.03
PAYCHEX INC	5.35	15 Apr, 2032	0.03
mitsubishi UFJ FINANCIAL GROUP INC	5.62	24 Apr, 2036	0.03
GILEAD SCIENCES INC	4.50	01 Feb, 2045	0.03
UNITEDHEALTH GROUP INC	6.05	15 Feb, 2063	0.03
ASTRAZENECA FINANCE LLC	5.00	26 Feb, 2034	0.03
CVS HEALTH CORP	5.12	21 Feb, 2030	0.03
ORACLE CORP	4.80	03 Aug, 2028	0.03
HOME DEPOT INC	5.15	25 Jun, 2026	0.03
HSBC HOLDINGS PLC	2.87	22 Nov, 2032	0.03
PAYCHEX INC	5.10	15 Apr, 2030	0.03
UNITEDHEALTH GROUP INC	4.95	15 Jan, 2032	0.03

Issuer Name	Coupon (%)	Maturity Date	Weight (%)
BROADCOM INC	5.15	15 Nov, 2031	0.03
mitsubishi UFJ FINANCIAL GROUP INC	5.13	20 Jul, 2033	0.03
MORGAN STANLEY BANK NA	4.97	14 Jul, 2028	0.03
HEWLETT PACKARD ENTERPRISE CO	6.35	15 Oct, 2045	0.03
MORGAN STANLEY	5.65	13 Apr, 2028	0.03
VODAFONE GROUP PLC	4.88	19 Jun, 2049	0.03
TRUIST FINANCIAL CORP	4.87	26 Jan, 2029	0.03
GOLDMAN SACHS GROUP INC	3.44	24 Feb, 2043	0.03
COMCAST CORP	3.40	01 Apr, 2030	0.03
BARCLAYS PLC	5.09	20 Jun, 2030	0.03
ZURICH FINANCE (IRELAND) DAC	3.00	19 Apr, 2051	0.03
JPMORGAN CHASE & CO	3.20	15 Jun, 2026	0.03
AMERICAN EXPRESS CO	5.02	25 Apr, 2031	0.03
HCA INC	5.25	15 Jun, 2026	0.03
COMCAST CORP	3.97	01 Nov, 2047	0.03
ARTHUR J. GALLAGHER & CO.	5.15	15 Feb, 2035	0.03
SYNOPSIS INC	5.00	01 Apr, 2032	0.03
PNC FINANCIAL SERVICES GROUP INC	5.07	24 Jan, 2034	0.03
CITIBANK NA	4.93	06 Aug, 2026	0.03
ROYAL CARIBBEAN CRUISES LTD	5.50	01 Apr, 2028	0.03
CITIGROUP INC	2.52	03 Nov, 2032	0.03
HSBC HOLDINGS PLC	4.90	03 Mar, 2029	0.03
TORONTO-DOMINION BANK	4.69	15 Sep, 2027	0.03
DEUTSCHE BANK AG (NEW YORK BRANCH)	5.30	09 May, 2031	0.03
BARCLAYS PLC	4.94	10 Sep, 2030	0.03
TRUIST FINANCIAL CORP	5.12	26 Jan, 2034	0.03
COMCAST CORP	4.00	01 Nov, 2049	0.03
ORACLE CORP	4.90	06 Feb, 2033	0.03
UNICREDIT SPA	5.46	30 Jun, 2035	0.03
BOOKING HOLDINGS INC	4.62	13 Apr, 2030	0.03
WALMART INC	4.90	28 Apr, 2035	0.03
STANDARD CHARTERED PLC	5.00	15 Oct, 2030	0.03
TORONTO-DOMINION BANK	4.11	08 Jun, 2027	0.03
JOHNSON & JOHNSON	1.30	01 Sep, 2030	0.03
MORGAN STANLEY	3.22	22 Apr, 2042	0.03
WASTE MANAGEMENT INC	4.95	15 Mar, 2035	0.03
HSBC HOLDINGS PLC	5.13	19 Nov, 2028	0.03
ELI LILLY AND CO	4.70	09 Feb, 2034	0.03
UBS GROUP AG	4.99	05 Aug, 2033	0.03
MARSH & MCLENNAN COMPANIES INC	4.38	15 Mar, 2029	0.03
WESTPAC BANKING CORP	5.62	20 Nov, 2035	0.03
BROADCOM INC	4.35	15 Feb, 2030	0.03
PNC FINANCIAL SERVICES GROUP INC	4.81	21 Oct, 2032	0.03

Issuer Name	Coupon (%)	Maturity Date	Weight (%)
LLOYDS BANKING GROUP PLC	4.38	22 Mar, 2028	0.03
AMERICAN EXPRESS CO	5.08	30 Jan, 2031	0.03
BROADCOM INC	2.60	15 Feb, 2033	0.03
INTERCONTINENTAL EXCHANGE INC	4.60	15 Mar, 2033	0.03
COOPERATIEVE RABOBANK UA	3.75	21 Jul, 2026	0.03
CITIGROUP INC	4.66	24 May, 2028	0.03
NVIDIA CORP	3.50	01 Apr, 2050	0.03
BARCLAYS PLC	6.50	13 Sep, 2027	0.03
SHERWIN-WILLIAMS CO	3.45	01 Jun, 2027	0.03
AT&T INC	4.25	01 Mar, 2027	0.03
INTERCONTINENTAL EXCHANGE INC	4.00	15 Sep, 2027	0.03
EQUITABLE HOLDINGS INC	4.35	20 Apr, 2028	0.03
CAPITAL ONE FINANCIAL CORP	3.75	28 Jul, 2026	0.03
ING GROEP NV	3.95	29 Mar, 2027	0.03
BANCO SANTANDER SA	4.17	24 Mar, 2028	0.03
ORACLE CORP	3.80	15 Nov, 2037	0.03
ORACLE CORP	4.20	27 Sep, 2029	0.03
COMCAST CORP	4.25	15 Oct, 2030	0.03
MERCK & CO INC	4.50	17 May, 2033	0.03
COMCAST CORP	1.50	15 Feb, 2031	0.03
COMCAST CORP	2.65	01 Feb, 2030	0.03
JPMORGAN CHASE & CO	4.26	22 Feb, 2048	0.03
WALMART INC	3.70	26 Jun, 2028	0.03
BPCE SA	7.00	19 Oct, 2034	0.03
KRAFT HEINZ FOODS CO	5.20	15 Jul, 2045	0.03
UNITEDHEALTH GROUP INC	5.50	15 Jul, 2044	0.03
TORONTO-DOMINION BANK	3.62	15 Sep, 2031	0.03
GENERAL MOTORS CO	6.25	02 Oct, 2043	0.03
UBER TECHNOLOGIES INC	4.80	15 Sep, 2034	0.03
COMCAST CORP	5.35	15 May, 2053	0.03
SHIRE ACQUISITIONS INVESTMENTS IRELAND DAC	3.20	23 Sep, 2026	0.03
MIZUHO FINANCIAL GROUP INC	5.78	06 Jul, 2029	0.03
HCA INC	6.00	01 Apr, 2054	0.03
CHARLES SCHWAB CORP	6.14	24 Aug, 2034	0.03
MITSUBISHI UFJ FINANCIAL GROUP INC	3.74	07 Mar, 2029	0.03
JOHNSON & JOHNSON	2.90	15 Jan, 2028	0.03
SUMITOMO MITSUI FINANCIAL GROUP INC	3.01	19 Oct, 2026	0.03
COOPERATIEVE RABOBANK UA	5.25	24 May, 2041	0.03
FOX CORP	5.58	25 Jan, 2049	0.03
BANK OF AMERICA CORP	5.88	07 Feb, 2042	0.03
CISCO SYSTEMS INC	2.50	20 Sep, 2026	0.03
ARTHUR J. GALLAGHER & CO.	5.55	15 Feb, 2055	0.03
INTEL CORP	4.90	05 Aug, 2052	0.03

Issuer Name	Coupon (%)	Maturity Date	Weight (%)
HOME DEPOT INC	5.30	25 Jun, 2054	0.03
BRISTOL-MYERS SQUIBB CO	3.70	15 Mar, 2052	0.03
ABBVIE INC	5.50	15 Mar, 2064	0.03
LOWE'S COMPANIES INC	3.10	03 May, 2027	0.03
WALMART INC	4.10	15 Apr, 2033	0.03
LOWE'S COMPANIES INC	3.65	05 Apr, 2029	0.03
UNITEDHEALTH GROUP INC	4.50	15 Apr, 2033	0.03
ACCENTURE CAPITAL INC	4.50	04 Oct, 2034	0.03
TELEFONICA EUROPE BV	8.25	15 Sep, 2030	0.03
NATWEST GROUP PLC	1.64	14 Jun, 2027	0.03
BNP PARIBAS SA	3.50	16 Nov, 2027	0.03
UBS GROUP AG	5.38	06 Sep, 2045	0.03
CIGNA GROUP	5.60	15 Feb, 2054	0.03
CHARLES SCHWAB CORP	2.45	03 Mar, 2027	0.03
INTEL CORP	3.90	25 Mar, 2030	0.03
AMERICAN EXPRESS CO	5.53	25 Apr, 2030	0.03
MARSH & MCLENNAN COMPANIES INC	5.40	15 Mar, 2055	0.03
PNC FINANCIAL SERVICES GROUP INC	3.45	23 Apr, 2029	0.03
AT&T INC	4.50	09 Mar, 2048	0.03
HSBC HOLDINGS PLC	5.73	17 May, 2032	0.03
BRISTOL-MYERS SQUIBB CO	3.90	20 Feb, 2028	0.03
BARCLAYS PLC	5.25	17 Aug, 2045	0.03
BLACKROCK INC	5.25	14 Mar, 2054	0.03
INTESA SANPAOLO SPA	8.25	21 Nov, 2033	0.03
LOWE'S COMPANIES INC	5.62	15 Apr, 2053	0.03
MASTERCARD INC	3.35	26 Mar, 2030	0.03
UNITEDHEALTH GROUP INC	4.20	15 May, 2032	0.03
BANQUE FEDERATIVE DU CREDIT MUTUEL SA	5.90	13 Jul, 2026	0.03
VMWARE LLC	1.40	15 Aug, 2026	0.03
BANCO SANTANDER SA	1.72	14 Sep, 2027	0.03
NORDEA BANK ABP	1.50	30 Sep, 2026	0.03
GILEAD SCIENCES INC	4.15	01 Mar, 2047	0.03
CVS HEALTH CORP	3.75	01 Apr, 2030	0.03
SUMITOMO MITSUI FINANCIAL GROUP INC	5.71	13 Jan, 2030	0.03
MERCK & CO INC	1.70	10 Jun, 2027	0.03
KROGER CO	5.65	15 Sep, 2064	0.03
WALT DISNEY CO	3.50	13 May, 2040	0.03
CATERPILLAR INC	3.80	15 Aug, 2042	0.03
PROCTER & GAMBLE CO	3.00	25 Mar, 2030	0.03
JPMORGAN CHASE & CO	4.95	01 Jun, 2045	0.03
BPCE SA	5.94	30 May, 2035	0.03
TORONTO-DOMINION BANK	4.57	17 Dec, 2026	0.03
HCA INC	5.50	15 Jun, 2047	0.03

Issuer Name	Coupon (%)	Maturity Date	Weight (%)
CHARTER COMMUNICATIONS OPERATING LLC	2.80	01 Apr, 2031	0.03
BANK OF AMERICA CORP	5.93	15 Sep, 2027	0.03
VERIZON COMMUNICATIONS INC	3.15	22 Mar, 2030	0.03
NVIDIA CORP	2.85	01 Apr, 2030	0.03
CANADIAN IMPERIAL BANK OF COMMERCE	4.86	30 Mar, 2029	0.03
ELI LILLY AND CO	5.00	09 Feb, 2054	0.03
GENERAL MOTORS FINANCIAL COMPANY INC	5.80	23 Jun, 2028	0.03
TEXAS INSTRUMENTS INC	5.05	18 May, 2063	0.03
SUMITOMO MITSUI FINANCIAL GROUP INC	5.56	09 Jul, 2034	0.03
MICROSOFT CORP	3.70	08 Aug, 2046	0.03
LOWE'S COMPANIES INC	3.75	01 Apr, 2032	0.03
WALMART INC	4.05	29 Jun, 2048	0.03
JPMORGAN CHASE & CO	2.95	24 Feb, 2028	0.03
PAYPAL HOLDINGS INC	2.85	01 Oct, 2029	0.03
ELI LILLY AND CO	5.10	09 Feb, 2064	0.03
WALMART INC	5.25	01 Sep, 2035	0.03
NOMURA HOLDINGS INC	3.10	16 Jan, 2030	0.03
MICROSOFT CORP	3.50	12 Feb, 2035	0.03
WESTPAC BANKING CORP	1.15	03 Jun, 2026	0.03
DEUTSCHE BANK AG (NEW YORK BRANCH)	3.55	18 Sep, 2031	0.03
ROYAL BANK OF CANADA	6.00	01 Nov, 2027	0.03
JOHNSON & JOHNSON	0.95	01 Sep, 2027	0.03
KENVUE INC	5.05	22 Mar, 2053	0.03
INTEL CORP	3.73	08 Dec, 2047	0.03
NIPPON LIFE INSURANCE CO	2.75	21 Jan, 2051	0.03
GENERAL MILLS INC	4.20	17 Apr, 2028	0.03
WALT DISNEY CO	6.65	15 Nov, 2037	0.03
CANADIAN IMPERIAL BANK OF COMMERCE	5.24	28 Jun, 2027	0.03
HOME DEPOT INC	2.70	15 Apr, 2030	0.03
CAPITAL ONE FINANCIAL CORP	3.80	31 Jan, 2028	0.03
BANK OF MONTREAL	5.30	05 Jun, 2026	0.03
HEWLETT PACKARD ENTERPRISE CO	5.60	15 Oct, 2054	0.03
INTESA SANPAOLO SPA	6.62	20 Jun, 2033	0.03
BNP PARIBAS SA	2.16	15 Sep, 2029	0.03
NTT FINANCE CORP	1.59	03 Apr, 2028	0.03
BAXTER INTERNATIONAL INC	1.92	01 Feb, 2027	0.03
BARCLAYS PLC	4.95	10 Jan, 2047	0.03
GOLDMAN SACHS GROUP INC	6.56	24 Oct, 2034	0.03
KRAFT HEINZ FOODS CO	5.00	04 Jun, 2042	0.03
HSBC HOLDINGS PLC	2.85	04 Jun, 2031	0.03
INTERCONTINENTAL EXCHANGE INC	4.95	15 Jun, 2052	0.03
CHARLES SCHWAB CORP	5.85	19 May, 2034	0.03
CHARLES SCHWAB CORP	6.20	17 Nov, 2029	0.03

Issuer Name	Coupon (%)	Maturity Date	Weight (%)
MERCK & CO INC	5.00	17 May, 2053	0.03
OTIS WORLDWIDE CORP	2.56	15 Feb, 2030	0.03
STATE STREET CORP	4.54	28 Feb, 2028	0.03
TOYOTA MOTOR CREDIT CORP	3.05	22 Mar, 2027	0.03
CHARTER COMMUNICATIONS OPERATING LLC	3.70	01 Apr, 2051	0.03
VODAFONE GROUP PLC	6.15	27 Feb, 2037	0.03
TORONTO-DOMINION BANK	3.20	10 Mar, 2032	0.03
FISERV INC	5.62	21 Aug, 2033	0.03
COMCAST CORP	2.35	15 Jan, 2027	0.03
NOVARTIS CAPITAL CORP	2.20	14 Aug, 2030	0.03
ORACLE CORP	6.50	15 Apr, 2038	0.03
QUALCOMM INC	4.80	20 May, 2045	0.03
VIATRIS INC	4.00	22 Jun, 2050	0.03
COMCAST CORP	5.30	01 Jun, 2034	0.03
S&P GLOBAL INC	2.90	01 Mar, 2032	0.03
FOX CORP	6.50	13 Oct, 2033	0.03
MICRON TECHNOLOGY INC	6.75	01 Nov, 2029	0.03
BRISTOL-MYERS SQUIBB CO	6.40	15 Nov, 2063	0.03
TYSON FOODS INC	5.10	28 Sep, 2048	0.03
LOWE'S COMPANIES INC	2.62	01 Apr, 2031	0.03
GOLDMAN SACHS GROUP INC	4.41	23 Apr, 2039	0.03
JOHNSON & JOHNSON	3.62	03 Mar, 2037	0.03
TYSON FOODS INC	3.55	02 Jun, 2027	0.03
BAXTER INTERNATIONAL INC	2.54	01 Feb, 2032	0.03
HOME DEPOT INC	4.25	01 Apr, 2046	0.03
BIOGEN INC	2.25	01 May, 2030	0.03
EVERSOURCE ENERGY	5.45	01 Mar, 2028	0.03
TORONTO-DOMINION BANK	1.25	10 Sep, 2026	0.03
SUMITOMO MITSUI FINANCIAL GROUP INC	2.13	08 Jul, 2030	0.03
KLA CORP	4.95	15 Jul, 2052	0.03
CAPITAL ONE FINANCIAL CORP	3.75	09 Mar, 2027	0.03
METLIFE INC	6.40	15 Dec, 2066	0.03
ING GROEP NV	6.11	11 Sep, 2034	0.03
FIFTH THIRD BANCORP	6.34	27 Jul, 2029	0.03
ORACLE CORP	6.12	08 Jul, 2039	0.03
BRISTOL-MYERS SQUIBB CO	6.25	15 Nov, 2053	0.03
US BANCORP	5.05	12 Feb, 2031	0.03
HCA INC	5.60	01 Apr, 2034	0.03
NIPPON LIFE INSURANCE CO	5.95	16 Apr, 2054	0.03
BARCLAYS PLC	6.49	13 Sep, 2029	0.03
BANCO SANTANDER SA	6.61	07 Nov, 2028	0.03
KRAFT HEINZ FOODS CO	3.88	15 May, 2027	0.03
HSBC HOLDINGS PLC	2.36	18 Aug, 2031	0.03

Issuer Name	Coupon (%)	Maturity Date	Weight (%)
ROYAL BANK OF CANADA	4.97	02 Aug, 2030	0.03
ORACLE CORP	6.15	09 Nov, 2029	0.03
UNICREDIT SPA	7.30	02 Apr, 2034	0.03
GENERAL MOTORS CO	6.60	01 Apr, 2036	0.03
CIGNA GROUP	2.38	15 Mar, 2031	0.03
COMCAST CORP	3.75	01 Apr, 2040	0.03
SANTANDER UK GROUP HOLDINGS PLC	6.53	10 Jan, 2029	0.03
TAKEDA PHARMACEUTICAL CO LTD	3.17	09 Jul, 2050	0.03
BPCE SA	6.71	19 Oct, 2029	0.03
IBM INTERNATIONAL CAPITAL PTE LTD	5.30	05 Feb, 2054	0.03
US BANCORP	2.38	22 Jul, 2026	0.03
HUNTINGTON BANCSHARES INC	6.21	21 Aug, 2029	0.03
IQVIA INC	6.25	01 Feb, 2029	0.03
JPMORGAN CHASE & CO	3.11	22 Apr, 2051	0.03
SOCIETE GENERALE SA	6.45	10 Jan, 2029	0.03
ELEVANCE HEALTH INC	5.70	15 Feb, 2055	0.03
BNP PARIBAS SA	2.59	12 Aug, 2035	0.03
GE HEALTHCARE TECHNOLOGIES INC	5.86	15 Mar, 2030	0.03
UNITEDHEALTH GROUP INC	3.25	15 May, 2051	0.03
CAIXABANK SA	6.21	18 Jan, 2029	0.03
JPMORGAN CHASE & CO	4.25	01 Oct, 2027	0.03
DEERE & CO	5.45	16 Jan, 2035	0.03
BROADCOM INC	3.75	15 Feb, 2051	0.03
SOCIETE GENERALE SA	6.22	15 Jun, 2033	0.03
VODAFONE GROUP PLC	5.25	30 May, 2048	0.03
BANCO SANTANDER SA	6.35	14 Mar, 2034	0.03
JPMORGAN CHASE & CO	3.16	22 Apr, 2042	0.03
AERCAP IRELAND CAPITAL DAC	3.40	29 Oct, 2033	0.03
BPCE SA	5.88	14 Jan, 2031	0.03
COMCAST CORP	1.95	15 Jan, 2031	0.03
CVS HEALTH CORP	5.70	01 Jun, 2034	0.03
WALMART INC	4.50	15 Apr, 2053	0.03
BECTON DICKINSON AND CO	4.67	06 Jun, 2047	0.03
CITIZENS FINANCIAL GROUP INC	5.84	23 Jan, 2030	0.03
UNITEDHEALTH GROUP INC	2.30	15 May, 2031	0.03
HOME DEPOT INC	4.50	06 Dec, 2048	0.03
UBS GROUP AG	6.33	22 Dec, 2027	0.03
UBS GROUP AG	2.75	11 Feb, 2033	0.03
CITIZENS FINANCIAL GROUP INC	5.72	23 Jul, 2032	0.03
TORONTO-DOMINION BANK	5.52	17 Jul, 2028	0.03
ROYAL BANK OF CANADA	2.30	03 Nov, 2031	0.03
DEUTSCHE BANK AG (NEW YORK BRANCH)	7.15	13 Jul, 2027	0.03
CONAGRA BRANDS INC	4.85	01 Nov, 2028	0.03

Issuer Name	Coupon (%)	Maturity Date	Weight (%)
CIGNA GROUP	3.40	01 Mar, 2027	0.03
SOCIETE GENERALE SA	6.07	19 Jan, 2035	0.03
MICRON TECHNOLOGY INC	6.05	01 Nov, 2035	0.03
DANSKE BANK A/S	5.71	01 Mar, 2030	0.03
NATWEST GROUP PLC	5.81	13 Sep, 2029	0.03
HCA INC	5.50	01 Jun, 2033	0.03
CAPITAL ONE FINANCIAL CORP	5.82	01 Feb, 2034	0.03
AUSTRALIA AND NEW ZEALAND BANKING GROUP LTD	2.57	25 Nov, 2035	0.03
UNITEDHEALTH GROUP INC	5.30	15 Feb, 2030	0.03
HSBC HOLDINGS PLC	5.72	04 Mar, 2035	0.03
AERCAP IRELAND CAPITAL DAC	4.62	10 Sep, 2029	0.03
BRISTOL-MYERS SQUIBB CO	5.10	22 Feb, 2031	0.03
MITSUBISHI UFJ FINANCIAL GROUP INC	3.75	18 Jul, 2039	0.03
WESTPAC BANKING CORP	5.54	17 Nov, 2028	0.03
LLOYDS BANKING GROUP PLC	5.87	06 Mar, 2029	0.03
COMMONWEALTH BANK OF AUSTRALIA (NEW YORK BRANCH)	4.58	27 Nov, 2026	0.03
REGAL REXNORD CORP	6.40	15 Apr, 2033	0.03
VMWARE LLC	2.20	15 Aug, 2031	0.03
INTUIT INC	5.20	15 Sep, 2033	0.03
CRH AMERICA FINANCE INC	5.50	09 Jan, 2035	0.03
COMCAST CORP	5.50	15 May, 2064	0.03
SOCIETE GENERALE SA	7.13	19 Jan, 2055	0.03
US BANCORP	4.97	22 Jul, 2033	0.03
CRH SMW FINANCE DAC	5.12	09 Jan, 2030	0.03
VIATRIS INC	2.70	22 Jun, 2030	0.03
MIZUHO FINANCIAL GROUP INC	4.02	05 Mar, 2028	0.03
MITSUBISHI UFJ FINANCIAL GROUP INC	5.44	22 Feb, 2034	0.03
SYSCO CORP	6.60	01 Apr, 2050	0.03
BANCO SANTANDER SA	5.54	14 Mar, 2030	0.03
ORACLE CORP	5.25	03 Feb, 2032	0.03
CHUBB INA HOLDINGS LLC	4.35	03 Nov, 2045	0.03
GENERAL MOTORS FINANCIAL COMPANY INC	5.55	15 Jul, 2029	0.03
JOHNSON & JOHNSON	4.85	01 Mar, 2032	0.03
MITSUBISHI UFJ FINANCIAL GROUP INC	3.96	02 Mar, 2028	0.03
SERVICENOW INC	1.40	01 Sep, 2030	0.03
ROYAL BANK OF CANADA	5.15	01 Feb, 2034	0.03
HOME DEPOT INC	4.75	25 Jun, 2029	0.03
HUNTINGTON BANCSHARES INC	5.71	02 Feb, 2035	0.03
TORONTO-DOMINION BANK	5.16	10 Jan, 2028	0.03
ELI LILLY AND CO	5.10	12 Feb, 2035	0.03
KRAFT HEINZ FOODS CO	4.88	01 Oct, 2049	0.03
SCENTRE GROUP TRUST 2	5.12	24 Sep, 2080	0.03
ELI LILLY AND CO	4.75	12 Feb, 2030	0.03

Issuer Name	Coupon (%)	Maturity Date	Weight (%)
SANTANDER UK GROUP HOLDINGS PLC	5.69	15 Apr, 2031	0.03
JOHNSON & JOHNSON	5.00	01 Mar, 2035	0.03
AMERICAN EXPRESS CO	5.44	30 Jan, 2036	0.03
US BANCORP	5.10	23 Jul, 2030	0.03
DEUTSCHE BANK AG (NEW YORK BRANCH)	5.37	10 Jan, 2029	0.03
AMGEN INC	3.15	21 Feb, 2040	0.03
INTEL CORP	5.12	10 Feb, 2030	0.03
DEUTSCHE BANK AG (NEW YORK BRANCH)	2.55	07 Jan, 2028	0.03
CISCO SYSTEMS INC	5.10	24 Feb, 2035	0.03
PNC FINANCIAL SERVICES GROUP INC	6.62	20 Oct, 2027	0.03
BANK OF NEW YORK MELLON CORP	4.94	11 Feb, 2031	0.03
ABN AMRO BANK NV	6.34	18 Sep, 2027	0.03
ASTRAZENECA FINANCE LLC	4.85	26 Feb, 2029	0.03
CVS HEALTH CORP	5.30	01 Jun, 2033	0.03
COOPERATIEVE RABOBANK UA	5.75	01 Dec, 2043	0.03
CREDIT AGRICOLE SA	5.59	05 Jul, 2026	0.03
BANK OF NOVA SCOTIA	4.85	01 Feb, 2030	0.03
NATIONWIDE BUILDING SOCIETY	6.56	18 Oct, 2027	0.03
WESTPAC BANKING CORP	5.46	18 Nov, 2027	0.03
BROADCOM INC	5.05	12 Jul, 2027	0.03
UNITEDHEALTH GROUP INC	4.80	15 Jan, 2030	0.03
MITSUBISHI UFJ FINANCIAL GROUP INC	5.35	13 Sep, 2028	0.03
ING GROEP NV	6.08	11 Sep, 2027	0.03
UNILEVER CAPITAL CORP	3.50	22 Mar, 2028	0.03
BARCLAYS PLC	5.67	12 Mar, 2028	0.02
CIGNA GROUP	5.25	15 Feb, 2034	0.02
MITSUBISHI UFJ FINANCIAL GROUP INC	5.02	20 Jul, 2028	0.02
CHARTER COMMUNICATIONS OPERATING LLC	5.25	01 Apr, 2053	0.02
HUMANA INC	5.38	15 Apr, 2031	0.02
TORONTO-DOMINION BANK	4.86	31 Jan, 2028	0.02
UNITED PARCEL SERVICE INC	5.95	14 May, 2055	0.02
BANK OF NOVA SCOTIA	4.93	14 Feb, 2029	0.02
ROGERS COMMUNICATIONS INC	5.00	15 Feb, 2029	0.02
MCDONALD'S CORP	3.62	01 Sep, 2049	0.02
RIO TINTO FINANCE (USA) PLC	5.00	14 Mar, 2032	0.02
WASTE MANAGEMENT INC	4.88	15 Feb, 2034	0.02
ROYAL BANK OF CANADA	4.88	19 Jan, 2027	0.02
ABBVIE INC	4.65	15 Mar, 2028	0.02
UBS AG (STAMFORD BRANCH)	4.86	10 Jan, 2028	0.02
NATWEST GROUP PLC	4.96	15 Aug, 2030	0.02
BARCLAYS PLC	5.09	25 Feb, 2029	0.02
CIGNA GROUP	2.40	15 Mar, 2030	0.02
HCA INC	6.20	01 Mar, 2055	0.02

Issuer Name	Coupon (%)	Maturity Date	Weight (%)
ROYAL BANK OF CANADA	5.07	23 Jul, 2027	0.02
GENERAL MOTORS FINANCIAL COMPANY INC	5.95	04 Apr, 2034	0.02
CITIGROUP INC	5.32	26 Mar, 2041	0.02
KENVUE INC	4.90	22 Mar, 2033	0.02
GENERAL MOTORS CO	5.60	15 Oct, 2032	0.02
ASTRAZENECA FINANCE LLC	4.80	26 Feb, 2027	0.02
US BANCORP	3.15	27 Apr, 2027	0.02
ELI LILLY AND CO	5.50	12 Feb, 2055	0.02
US BANCORP	5.08	15 May, 2031	0.02
UNITED PARCEL SERVICE INC	5.25	14 May, 2035	0.02
HCA INC	5.45	15 Sep, 2034	0.02
INTERCONTINENTAL EXCHANGE INC	4.35	15 Jun, 2029	0.02
JPMORGAN CHASE & CO	2.18	01 Jun, 2028	0.02
UNITEDHEALTH GROUP INC	6.88	15 Feb, 2038	0.02
BANK OF NEW YORK MELLON	4.73	20 Apr, 2029	0.02
DEUTSCHE BANK AG (NEW YORK BRANCH)	5.00	11 Sep, 2030	0.02
COOPERATIEVE RABOBANK UA	4.66	22 Aug, 2028	0.02
CHARTER COMMUNICATIONS OPERATING LLC	5.05	30 Mar, 2029	0.02
CITIGROUP INC	5.59	19 Nov, 2034	0.02
NATWEST GROUP PLC	5.12	23 May, 2031	0.02
KBC GROEP NV	4.93	16 Oct, 2030	0.02
WALT DISNEY CO	2.75	01 Sep, 2049	0.02
LOWE'S COMPANIES INC	5.00	15 Apr, 2033	0.02
ROGERS COMMUNICATIONS INC	5.30	15 Feb, 2034	0.02
EATON CORP	4.15	15 Mar, 2033	0.02
TRUIST FINANCIAL CORP	5.07	20 May, 2031	0.02
ROGERS COMMUNICATIONS INC	3.20	15 Mar, 2027	0.02
LLOYDS BANKING GROUP PLC	4.55	16 Aug, 2028	0.02
INTEL CORP	3.25	15 Nov, 2049	0.02
NATIONAL AUSTRALIA BANK LTD (NEW YORK BRANCH)	3.90	09 Jun, 2027	0.02
WESTINGHOUSE AIR BRAKE TECHNOLOGIES CORP	4.70	15 Sep, 2028	0.02
PNC FINANCIAL SERVICES GROUP INC	4.90	13 May, 2031	0.02
ROYAL BANK OF CANADA	4.24	03 Aug, 2027	0.02
LLOYDS BANKING GROUP PLC	5.09	26 Nov, 2028	0.02
BARCLAYS PLC	4.34	10 Jan, 2028	0.02
MITSUBISHI UFJ FINANCIAL GROUP INC	2.34	19 Jan, 2028	0.02
TORONTO-DOMINION BANK	1.20	03 Jun, 2026	0.02
QUALCOMM INC	6.00	20 May, 2053	0.02
HOME DEPOT INC	4.50	15 Sep, 2032	0.02
UNITEDHEALTH GROUP INC	4.25	15 Jan, 2029	0.02
AMERICAN EXPRESS CO	5.04	01 May, 2034	0.02
GENERAL MOTORS FINANCIAL COMPANY INC	5.00	09 Apr, 2027	0.02
LOWE'S COMPANIES INC	4.50	15 Apr, 2030	0.02

Issuer Name	Coupon (%)	Maturity Date	Weight (%)
BNP PARIBAS SA	5.08	09 May, 2031	0.02
ING GROEP NV	4.55	02 Oct, 2028	0.02
GENERAL MOTORS FINANCIAL COMPANY INC	4.35	17 Jan, 2027	0.02
BLACKROCK FINANCE INC	4.75	25 May, 2033	0.02
UBER TECHNOLOGIES INC	4.30	15 Jan, 2030	0.02
ALLIANZ SE	5.60	03 Sep, 2054	0.02
TOYOTA MOTOR CREDIT CORP	4.35	08 Oct, 2027	0.02
HEWLETT PACKARD ENTERPRISE CO	4.45	25 Sep, 2026	0.02
BEACON FUNDING TRUST	6.27	15 Aug, 2054	0.02
HEWLETT PACKARD ENTERPRISE CO	4.40	25 Sep, 2027	0.02
QUALCOMM INC	4.30	20 May, 2047	0.02
CREDIT AGRICOLE SA	5.30	12 Jul, 2028	0.02
US BANK NA	4.73	15 May, 2028	0.02
DEUTSCHE BANK AG (NEW YORK BRANCH)	5.40	11 Sep, 2035	0.02
ELEVANCE HEALTH INC	4.10	01 Mar, 2028	0.02
LLOYDS BANKING GROUP PLC	4.98	11 Aug, 2033	0.02
UNITEDHEALTH GROUP INC	5.00	15 Apr, 2034	0.02
AMGEN INC	3.38	21 Feb, 2050	0.02
US BANK NA	4.51	22 Oct, 2027	0.02
PNC BANK NA (DELAWARE)	4.05	26 Jul, 2028	0.02
MORGAN STANLEY	2.80	25 Jan, 2052	0.02
LLOYDS BANKING GROUP PLC	3.75	11 Jan, 2027	0.02
STANDARD CHARTERED PLC	4.30	19 Feb, 2027	0.02
INTUIT INC	5.50	15 Sep, 2053	0.02
ELI LILLY AND CO	4.60	14 Aug, 2034	0.02
MERCK & CO INC	2.75	10 Dec, 2051	0.02
COMCAST CORP	3.45	01 Feb, 2050	0.02
SOLVENTUM CORP	5.90	30 Apr, 2054	0.02
HEWLETT PACKARD ENTERPRISE CO	4.85	15 Oct, 2031	0.02
TELEFONICA EMISIONES SAU	4.10	08 Mar, 2027	0.02
BANK OF MONTREAL	1.25	15 Sep, 2026	0.02
BANCO SANTANDER SA	4.38	12 Apr, 2028	0.02
MICROSOFT CORP	3.04	17 Mar, 2062	0.02
PNC BANK NA (DELAWARE)	4.54	13 May, 2027	0.02
VMWARE LLC	3.90	21 Aug, 2027	0.02
SUMITOMO MITSUI FINANCIAL GROUP INC	3.45	11 Jan, 2027	0.02
PAYCHEX INC	5.60	15 Apr, 2035	0.02
CIGNA GROUP	4.80	15 Jul, 2046	0.02
ING GROEP NV	4.02	28 Mar, 2028	0.02
CHARTER COMMUNICATIONS OPERATING LLC	4.20	15 Mar, 2028	0.02
AMGEN INC	4.05	18 Aug, 2029	0.02
INTERCONTINENTAL EXCHANGE INC	1.85	15 Sep, 2032	0.02
PFIZER INC	2.75	03 Jun, 2026	0.02

Issuer Name	Coupon (%)	Maturity Date	Weight (%)
BANK OF MONTREAL	5.20	01 Feb, 2028	0.02
FOX CORP	5.48	25 Jan, 2039	0.02
INTEL CORP	3.75	05 Aug, 2027	0.02
CHARLES SCHWAB CORP	5.64	19 May, 2029	0.02
WALMART INC	4.15	09 Sep, 2032	0.02
NESTLE HOLDINGS INC	4.30	01 Oct, 2032	0.02
COMCAST CORP	3.30	01 Feb, 2027	0.02
COMMONWEALTH BANK OF AUSTRALIA	5.93	14 Mar, 2046	0.02
NATWEST GROUP PLC	4.45	08 May, 2030	0.02
US BANCORP	5.42	12 Feb, 2036	0.02
GENERAL MOTORS FINANCIAL COMPANY INC	5.35	07 Jan, 2030	0.02
DOLLAR TREE INC	4.20	15 May, 2028	0.02
BANK OF NOVA SCOTIA	2.70	03 Aug, 2026	0.02
PARAMOUNT GLOBAL	4.95	15 Jan, 2031	0.02
NATIONAL AUSTRALIA BANK LTD (NEW YORK BRANCH)	2.50	12 Jul, 2026	0.02
WALT DISNEY CO	3.80	22 Mar, 2030	0.02
BANK OF MONTREAL	3.80	15 Dec, 2032	0.02
TEXAS INSTRUMENTS INC	4.15	15 May, 2048	0.02
BNP PARIBAS SA	4.38	01 Mar, 2033	0.02
AMERICAN EXPRESS CO	5.04	26 Jul, 2028	0.02
AMERICAN EXPRESS CO	4.42	03 Aug, 2033	0.02
REGAL REYNOLD CORP	6.05	15 Apr, 2028	0.02
AUSTRALIA AND NEW ZEALAND BANKING GROUP LTD	5.20	30 Sep, 2035	0.02
EXELON CORP	4.05	15 Apr, 2030	0.02
GILEAD SCIENCES INC	2.95	01 Mar, 2027	0.02
AMERICAN EXPRESS CO	5.39	28 Jul, 2027	0.02
UBS AG (STAMFORD BRANCH)	5.00	09 Jul, 2027	0.02
AMGEN INC	2.60	19 Aug, 2026	0.02
STATE STREET CORP	5.27	03 Aug, 2026	0.02
AUSTRALIA AND NEW ZEALAND BANKING GROUP LTD (NEW YORK BRANCH)	4.75	18 Jan, 2027	0.02
BANK OF AMERICA NA	6.00	15 Oct, 2036	0.02
CVS HEALTH CORP	5.88	01 Jun, 2053	0.02
AMGEN INC	4.56	15 Jun, 2048	0.02
JPMORGAN CHASE & CO	3.90	23 Jan, 2049	0.02
PAYPAL HOLDINGS INC	2.65	01 Oct, 2026	0.02
ELEVANCE HEALTH INC	5.20	15 Feb, 2035	0.02
MANUFACTURERS AND TRADERS TRUST CO	4.70	27 Jan, 2028	0.02
PRUDENTIAL FINANCIAL INC	6.00	01 Sep, 2052	0.02
DELL INTERNATIONAL LLC	8.10	15 Jul, 2036	0.02
BANK OF MONTREAL	2.65	08 Mar, 2027	0.02
BPCE SA	3.50	23 Oct, 2027	0.02
SOCIETE GENERALE SA	2.80	19 Jan, 2028	0.02
STANDARD CHARTERED PLC	2.61	12 Jan, 2028	0.02

Issuer Name	Coupon (%)	Maturity Date	Weight (%)
SOCIETE GENERALE SA	1.79	09 Jun, 2027	0.02
GENERAL MOTORS FINANCIAL COMPANY INC	5.05	04 Apr, 2028	0.02
CARDINAL HEALTH INC	3.41	15 Jun, 2027	0.02
GENERAL MOTORS FINANCIAL COMPANY INC	5.40	08 May, 2027	0.02
HP INC	6.00	15 Sep, 2041	0.02
FIFTH THIRD BANCORP	8.25	01 Mar, 2038	0.02
BANK OF NEW YORK MELLON CORP	6.47	25 Oct, 2034	0.02
GENERAL MOTORS FINANCIAL COMPANY INC	1.50	10 Jun, 2026	0.02
NOVARTIS CAPITAL CORP	2.00	14 Feb, 2027	0.02
NOMURA HOLDINGS INC	1.65	14 Jul, 2026	0.02
JOHNSON & JOHNSON	4.90	01 Jun, 2031	0.02
NOMURA HOLDINGS INC	2.33	22 Jan, 2027	0.02
DAIMLER TRUCK FINANCE NORTH AMERICA LLC	2.00	14 Dec, 2026	0.02
NATIONAL AUSTRALIA BANK LTD	1.89	12 Jan, 2027	0.02
LLOYDS BANKING GROUP PLC	4.34	09 Jan, 2048	0.02
HCA INC	4.50	15 Feb, 2027	0.02
BANK OF AMERICA CORP	2.97	21 Jul, 2052	0.02
US BANCORP	2.21	27 Jan, 2028	0.02
BANK OF AMERICA CORP	4.08	23 Apr, 2040	0.02
COMMONWEALTH BANK OF AUSTRALIA	3.90	12 Jul, 2047	0.02
PARKER-HANNIFIN CORP	4.25	15 Sep, 2027	0.02
VERIZON COMMUNICATIONS INC	4.27	15 Jan, 2036	0.02
WASTE MANAGEMENT INC	5.35	15 Oct, 2054	0.02
WALMART INC	6.50	15 Aug, 2037	0.02
STATE STREET CORP	4.33	22 Oct, 2027	0.02
UBS GROUP AG	4.75	12 May, 2028	0.02
JOHN DEERE CAPITAL CORP	4.40	08 Sep, 2031	0.02
JOHNSON & JOHNSON	4.80	01 Jun, 2029	0.02
S&P GLOBAL INC	2.45	01 Mar, 2027	0.02
WALMART INC	1.05	17 Sep, 2026	0.02
WARNERMEDIA HOLDINGS INC	4.05	15 Mar, 2029	0.02
MERCK & CO INC	4.00	07 Mar, 2049	0.02
CAPITAL ONE FINANCIAL CORP	1.88	02 Nov, 2027	0.02
MITSUBISHI UFJ FINANCIAL GROUP INC	1.64	13 Oct, 2027	0.02
ADOBE INC	2.30	01 Feb, 2030	0.02
MITSUBISHI UFJ FINANCIAL GROUP INC	5.57	16 Jan, 2036	0.02
AERCAP IRELAND CAPITAL DAC	3.85	29 Oct, 2041	0.02
CAPITAL ONE FINANCIAL CORP	3.27	01 Mar, 2030	0.02
COOPERATIEVE RABOBANK UA	5.25	04 Aug, 2045	0.02
INTERNATIONAL BUSINESS MACHINES CORP	1.95	15 May, 2030	0.02
HUNTINGTON BANCSHARES INC	5.27	15 Jan, 2031	0.02
INTEL CORP	4.15	05 Aug, 2032	0.02
COMCAST CORP	5.65	01 Jun, 2054	0.02

Issuer Name	Coupon (%)	Maturity Date	Weight (%)
ACCENTURE CAPITAL INC	4.05	04 Oct, 2029	0.02
CHARTER COMMUNICATIONS OPERATING LLC	3.85	01 Apr, 2061	0.02
INTEL CORP	5.90	10 Feb, 2063	0.02
TIME WARNER CABLE ENTERPRISES LLC	8.38	15 Jul, 2033	0.02
CARRIER GLOBAL CORP	3.38	05 Apr, 2040	0.02
UNITED PARCEL SERVICE INC	5.30	01 Apr, 2050	0.02
COSTCO WHOLESALE CORP	1.38	20 Jun, 2027	0.02
BANK OF NOVA SCOTIA	5.35	07 Dec, 2026	0.02
ACCENTURE CAPITAL INC	4.25	04 Oct, 2031	0.02
NASDAQ INC	5.55	15 Feb, 2034	0.02
BLACKROCK INC	5.35	08 Jan, 2055	0.02
BANK OF MONTREAL	5.27	11 Dec, 2026	0.02
MASTERCARD INC	3.85	26 Mar, 2050	0.02
INTERNATIONAL BUSINESS MACHINES CORP	1.70	15 May, 2027	0.02
ELI LILLY AND CO	5.05	14 Aug, 2054	0.02
CANADIAN IMPERIAL BANK OF COMMERCE	5.26	08 Apr, 2029	0.02
GLOBAL PAYMENTS INC	3.20	15 Aug, 2029	0.02
CANADIAN IMPERIAL BANK OF COMMERCE	6.09	03 Oct, 2033	0.02
ROYAL BANK OF CANADA	3.62	04 May, 2027	0.02
APPLIED MATERIALS INC	3.30	01 Apr, 2027	0.02
SOCIETE GENERALE SA	5.52	19 Jan, 2028	0.02
BANK OF NOVA SCOTIA	4.59	04 May, 2037	0.02
LOWE'S COMPANIES INC	4.25	01 Apr, 2052	0.02
CHARLES SCHWAB CORP	2.00	20 Mar, 2028	0.02
VODAFONE GROUP PLC	4.25	17 Sep, 2050	0.02
WORKDAY INC	3.80	01 Apr, 2032	0.02
BNP PARIBAS SA	1.90	30 Sep, 2028	0.02
VERIZON COMMUNICATIONS INC	3.00	20 Nov, 2060	0.02
UBER TECHNOLOGIES INC	5.35	15 Sep, 2054	0.02
CVS HEALTH CORP	5.62	21 Feb, 2053	0.02
SOCIETE GENERALE SA	3.00	22 Jan, 2030	0.02
ELEVANCE HEALTH INC	4.38	01 Dec, 2047	0.02
NVIDIA CORP	1.55	15 Jun, 2028	0.02
BAXTER INTERNATIONAL INC	2.27	01 Dec, 2028	0.02
LOWE'S COMPANIES INC	4.05	03 May, 2047	0.02
SUMITOMO MITSUI FINANCIAL GROUP INC	2.75	15 Jan, 2030	0.02
MIZUHO FINANCIAL GROUP INC	5.75	06 Jul, 2034	0.02
CAPITAL ONE FINANCIAL CORP	7.96	02 Nov, 2034	0.02
AIR LEASE CORP	1.88	15 Aug, 2026	0.02
AIR PRODUCTS AND CHEMICALS INC	4.85	08 Feb, 2034	0.02
ALGONQUIN POWER & UTILITIES CORP	5.37	15 Jun, 2026	0.02
S&P GLOBAL INC	2.70	01 Mar, 2029	0.02
ASTRAZENECA FINANCE LLC	1.75	28 May, 2028	0.02

Issuer Name	Coupon (%)	Maturity Date	Weight (%)
COMMONWEALTH BANK OF AUSTRALIA	1.12	15 Jun, 2026	0.02
PFIZER INC	2.62	01 Apr, 2030	0.02
DNB BANK ASA	4.85	05 Nov, 2030	0.02
SIMON PROPERTY GROUP LP	2.45	13 Sep, 2029	0.02
WESTPAC BANKING CORP	1.95	20 Nov, 2028	0.02
MASTERCARD INC	4.35	15 Jan, 2032	0.02
DEUTSCHE BANK AG (NEW YORK BRANCH)	3.73	14 Jan, 2032	0.02
BROADCOM INC	4.15	15 Apr, 2032	0.02
ELI LILLY AND CO	4.88	27 Feb, 2053	0.02
TELEFONICA EMISIONES SAU	5.52	01 Mar, 2049	0.02
TOYOTA MOTOR CREDIT CORP	5.55	20 Nov, 2030	0.02
CHARTER COMMUNICATIONS OPERATING LLC	2.25	15 Jan, 2029	0.02
UNITEDHEALTH GROUP INC	3.85	15 Jun, 2028	0.02
HOME DEPOT INC	3.25	15 Apr, 2032	0.02
WALMART INC	1.50	22 Sep, 2028	0.02
STATE STREET BANK AND TRUST CO	4.59	25 Nov, 2026	0.02
EQUITABLE HOLDINGS INC	5.00	20 Apr, 2048	0.02
BOSTON PROPERTIES LP	3.25	30 Jan, 2031	0.02
SUMITOMO MITSUI FINANCIAL GROUP INC	5.72	14 Sep, 2028	0.02
TIME WARNER CABLE LLC	5.88	15 Nov, 2040	0.02
TIME WARNER CABLE LLC	5.50	01 Sep, 2041	0.02
GOLDMAN SACHS GROUP INC	6.12	15 Feb, 2033	0.02
ORACLE CORP	5.50	27 Sep, 2064	0.02
AMGEN INC	2.45	21 Feb, 2030	0.02
LLOYDS BANKING GROUP PLC	7.95	15 Nov, 2033	0.02
mitsubishi UFJ FINANCIAL GROUP INC	5.20	16 Jan, 2031	0.02
MORGAN STANLEY	7.25	01 Apr, 2032	0.02
HP INC	5.50	15 Jan, 2033	0.02
BANK OF NEW YORK MELLON CORP	5.06	22 Jul, 2032	0.02
NATIONAL AUSTRALIA BANK LTD (NEW YORK BRANCH)	4.94	12 Jan, 2028	0.02
AMGEN INC	1.65	15 Aug, 2028	0.02
DEUTSCHE BANK AG (NEW YORK BRANCH)	3.74	07 Jan, 2033	0.02
MARSH & MCLENNAN COMPANIES INC	4.90	15 Mar, 2049	0.02
EQUINIX INC	3.90	15 Apr, 2032	0.02
TAKEDA PHARMACEUTICAL CO LTD	5.30	05 Jul, 2034	0.02
GENERAL MOTORS FINANCIAL COMPANY INC	5.35	15 Jul, 2027	0.02
EQUINIX INC	3.20	18 Nov, 2029	0.02
BROADCOM INC	5.20	15 Apr, 2032	0.02
TAKEDA PHARMACEUTICAL CO LTD	3.02	09 Jul, 2040	0.02
STANDARD CHARTERED PLC	3.27	18 Feb, 2036	0.02
ASTRAZENECA FINANCE LLC	4.88	03 Mar, 2028	0.02
JOHN DEERE CAPITAL CORP	4.75	20 Jan, 2028	0.02
BPCE SA	6.61	19 Oct, 2027	0.02

Issuer Name	Coupon (%)	Maturity Date	Weight (%)
RIO TINTO FINANCE (USA) LTD	5.20	02 Nov, 2040	0.02
VIATRIS INC	3.85	22 Jun, 2040	0.02
STARBUCKS CORP	2.55	15 Nov, 2030	0.02
ASTRAZENECA PLC	1.38	06 Aug, 2030	0.02
BANCO SANTANDER SA	5.55	14 Mar, 2028	0.02
TRUIST BANK	2.25	11 Mar, 2030	0.02
ORACLE CORP	3.90	15 May, 2035	0.02
INTERCONTINENTAL EXCHANGE INC	2.10	15 Jun, 2030	0.02
SOCIETE GENERALE SA	5.25	19 Feb, 2027	0.02
JPMORGAN CHASE & CO	5.50	15 Oct, 2040	0.02
CHARTER COMMUNICATIONS OPERATING LLC	6.15	10 Nov, 2026	0.02
BNP PARIBAS SA	3.13	20 Jan, 2033	0.02
BOSTON SCIENTIFIC CORP	2.65	01 Jun, 2030	0.02
WALT DISNEY CO	6.20	15 Dec, 2034	0.02
WALT DISNEY CO	6.40	15 Dec, 2035	0.02
CENTENE CORP	2.62	01 Aug, 2031	0.02
JPMORGAN CHASE & CO	5.62	16 Aug, 2043	0.02
JOHNSON & JOHNSON	5.95	15 Aug, 2037	0.02
BROADCOM INC	4.80	15 Apr, 2028	0.02
JPMORGAN CHASE & CO	5.40	06 Jan, 2042	0.02
CITIGROUP INC	6.62	15 Jun, 2032	0.02
BROADCOM INC	4.11	15 Sep, 2028	0.02
KEURIG DR PEPPER INC	4.60	25 May, 2028	0.02
AT&T INC	4.30	15 Dec, 2042	0.02
SOCIETE GENERALE SA	2.89	09 Jun, 2032	0.02
ORACLE CORP	3.85	15 Jul, 2036	0.02
NVIDIA CORP	2.00	15 Jun, 2031	0.02
UNITEDHEALTH GROUP INC	2.00	15 May, 2030	0.02
MITSUBISHI UFJ FINANCIAL GROUP INC	2.05	17 Jul, 2030	0.02
AMGEN INC	2.30	25 Feb, 2031	0.02
CHARTER COMMUNICATIONS OPERATING LLC	3.50	01 Jun, 2041	0.02
PRUDENTIAL FINANCIAL INC	3.70	13 Mar, 2051	0.02
CAIXABANK SA	6.84	13 Sep, 2034	0.02
NATIONWIDE BUILDING SOCIETY	4.00	14 Sep, 2026	0.02
PARAMOUNT GLOBAL	6.88	30 Apr, 2036	0.02
UBS GROUP AG	3.18	11 Feb, 2043	0.02
BANK OF MONTREAL	4.57	10 Sep, 2027	0.02
CAPITAL ONE FINANCIAL CORP	5.27	10 May, 2033	0.02
STANDARD CHARTERED PLC	2.68	29 Jun, 2032	0.02
BANK OF NOVA SCOTIA	4.40	08 Sep, 2028	0.02
GENERAL MOTORS FINANCIAL COMPANY INC	3.10	12 Jan, 2032	0.02
UNITEDHEALTH GROUP INC	4.25	15 Jun, 2048	0.02
PARAMOUNT GLOBAL	5.85	01 Sep, 2043	0.02

Issuer Name	Coupon (%)	Maturity Date	Weight (%)
CITIGROUP INC	6.67	13 Sep, 2043	0.02
BLACKROCK FINANCE INC	1.90	28 Jan, 2031	0.02
BARCLAYS PLC	2.89	24 Nov, 2032	0.02
US BANCORP	2.49	03 Nov, 2036	0.02
UNITEDHEALTH GROUP INC	3.05	15 May, 2041	0.02
MACQUARIE GROUP LTD	2.87	14 Jan, 2033	0.02
ACCENTURE CAPITAL INC	3.90	04 Oct, 2027	0.02
VERIZON COMMUNICATIONS INC	5.25	16 Mar, 2037	0.02
MACQUARIE GROUP LTD	6.25	07 Dec, 2034	0.02
LOWE'S COMPANIES INC	3.00	15 Oct, 2050	0.02
MASTERCARD INC	4.55	15 Jan, 2035	0.02
HOME DEPOT INC	3.62	15 Apr, 2052	0.02
MERCK & CO INC	1.45	24 Jun, 2030	0.02
WALT DISNEY CO	3.80	13 May, 2060	0.02
HSBC HOLDINGS PLC	6.80	01 Jun, 2038	0.02
AMERICAN EXPRESS CO	6.49	30 Oct, 2031	0.02
ORACLE CORP	4.10	25 Mar, 2061	0.02
UNILEVER CAPITAL CORP	5.90	15 Nov, 2032	0.02
BANK OF MONTREAL	3.09	10 Jan, 2037	0.02
M&T BANK CORP	7.41	30 Oct, 2029	0.02
STANDARD CHARTERED PLC	6.30	06 Jul, 2034	0.02
INTERNATIONAL FLAVORS & FRAGRANCES INC	2.30	01 Nov, 2030	0.02
QUALCOMM INC	2.15	20 May, 2030	0.02
BPCE SA	2.28	20 Jan, 2032	0.02
GOLDMAN SACHS GROUP INC	2.91	21 Jul, 2042	0.02
AERCAP IRELAND CAPITAL DAC	4.95	10 Sep, 2034	0.02
LOWE'S COMPANIES INC	1.70	15 Oct, 2030	0.02
DEERE & CO	3.90	09 Jun, 2042	0.02
REGENERON PHARMACEUTICALS INC	1.75	15 Sep, 2030	0.02
METLIFE INC	5.70	15 Jun, 2035	0.02
NORTHERN TRUST CORP	6.12	02 Nov, 2032	0.02
BRISTOL-MYERS SQUIBB CO	5.75	01 Feb, 2031	0.02
KBC GROEP NV	6.32	21 Sep, 2034	0.02
STANDARD CHARTERED PLC	6.23	21 Jan, 2036	0.02
CVS HEALTH CORP	1.75	21 Aug, 2030	0.02
FORTIS INC	3.06	04 Oct, 2026	0.02
US BANCORP	1.38	22 Jul, 2030	0.02
GENERAL MOTORS CO	5.20	01 Apr, 2045	0.02
MIZUHO FINANCIAL GROUP INC	3.17	11 Sep, 2027	0.02
JPMORGAN CHASE & CO	4.03	24 Jul, 2048	0.02
GENERAL MOTORS FINANCIAL COMPANY INC	4.30	06 Apr, 2029	0.02
KEYCORP	6.40	06 Mar, 2035	0.02
CITIGROUP INC	5.41	19 Sep, 2039	0.02

Issuer Name	Coupon (%)	Maturity Date	Weight (%)
NATWEST GROUP PLC	6.47	01 Jun, 2034	0.02
BRISTOL-MYERS SQUIBB CO	1.45	13 Nov, 2030	0.02
PARAMOUNT GLOBAL	4.38	15 Mar, 2043	0.02
GE HEALTHCARE TECHNOLOGIES INC	6.38	22 Nov, 2052	0.02
TORONTO-DOMINION BANK	2.80	10 Mar, 2027	0.02
INTEL CORP	2.00	12 Aug, 2031	0.02
BRISTOL-MYERS SQUIBB CO	4.55	20 Feb, 2048	0.02
SOCIETE GENERALE SA	7.37	10 Jan, 2053	0.02
GENERAL MOTORS FINANCIAL COMPANY INC	6.40	09 Jan, 2033	0.02
AT&T INC	3.85	01 Jun, 2060	0.02
VERIZON COMMUNICATIONS INC	4.81	15 Mar, 2039	0.02
PROCTER & GAMBLE CO	1.20	29 Oct, 2030	0.02
J M SMUCKER CO	6.20	15 Nov, 2033	0.02
BANCO SANTANDER SA	6.03	17 Jan, 2035	0.02
BRISTOL-MYERS SQUIBB CO	5.90	15 Nov, 2033	0.02
CAIXABANK SA	6.04	15 Jun, 2035	0.02
BORGWARNER INC	2.65	01 Jul, 2027	0.02
INTEL CORP	5.60	21 Feb, 2054	0.02
AXA SA	8.60	15 Dec, 2030	0.02
SHERWIN-WILLIAMS CO	4.50	01 Jun, 2047	0.02
CVS HEALTH CORP	1.88	28 Feb, 2031	0.02
AIB GROUP PLC	6.61	13 Sep, 2029	0.02
NATWEST GROUP PLC	6.02	02 Mar, 2034	0.02
J M SMUCKER CO	6.50	15 Nov, 2053	0.02
MIZUHO FINANCIAL GROUP INC	1.55	09 Jul, 2027	0.02
CBRE SERVICES INC	5.95	15 Aug, 2034	0.02
MERCK & CO INC	4.15	18 May, 2043	0.02
ZOETIS INC	4.70	01 Feb, 2043	0.02
DELL INTERNATIONAL LLC	5.75	01 Feb, 2033	0.02
NOVARTIS CAPITAL CORP	4.20	18 Sep, 2034	0.02
SYSCO CORP	5.95	01 Apr, 2030	0.02
UNITED PARCEL SERVICE INC	5.50	22 May, 2054	0.02
CHARTER COMMUNICATIONS OPERATING LLC	5.12	01 Jul, 2049	0.02
AT&T INC	5.25	01 Mar, 2037	0.02
CVS HEALTH CORP	5.55	01 Jun, 2031	0.02
VERIZON COMMUNICATIONS INC	4.52	15 Sep, 2048	0.02
SANTANDER HOLDINGS USA INC	6.17	09 Jan, 2030	0.02
TELEFONICA EMISIONES SAU	4.89	06 Mar, 2048	0.02
REGAL REXNORD CORP	6.30	15 Feb, 2030	0.02
INGERSOLL RAND INC	5.70	14 Aug, 2033	0.02
SANTANDER HOLDINGS USA INC	4.40	13 Jul, 2027	0.02
HOME DEPOT INC	5.95	01 Apr, 2041	0.02
NATIONAL BANK OF CANADA	5.60	18 Dec, 2028	0.02

Issuer Name	Coupon (%)	Maturity Date	Weight (%)
CAPITAL ONE FINANCIAL CORP	6.05	01 Feb, 2035	0.02
AERCAP IRELAND CAPITAL DAC	5.75	06 Jun, 2028	0.02
AMERICAN EXPRESS CO	1.65	04 Nov, 2026	0.02
MITSUBISHI UFJ FINANCIAL GROUP INC	2.56	25 Feb, 2030	0.02
METLIFE INC	5.38	15 Jul, 2033	0.02
JPMORGAN CHASE & CO	1.76	19 Nov, 2031	0.02
HOME DEPOT INC	1.38	15 Mar, 2031	0.02
COMCAST CORP	3.25	01 Nov, 2039	0.02
FIFTH THIRD BANCORP	5.63	29 Jan, 2032	0.02
HSBC HOLDINGS PLC	6.50	15 Sep, 2037	0.02
BANCO SANTANDER SA	5.57	17 Jan, 2030	0.02
SVENSKA HANDELSBANKEN AB	5.50	15 Jun, 2028	0.02
NOMURA HOLDINGS INC	5.78	03 Jul, 2034	0.02
SANTANDER HOLDINGS USA INC	6.50	09 Mar, 2029	0.02
HCA INC	5.88	01 Feb, 2029	0.02
HOME DEPOT INC	3.35	15 Apr, 2050	0.02
SUMITOMO MITSUI FINANCIAL GROUP INC	5.63	15 Jan, 2035	0.02
BANCO BILBAO VIZCAYA ARGENTARIA SA	6.03	13 Mar, 2035	0.02
MICRON TECHNOLOGY INC	5.80	15 Jan, 2035	0.02
CVS HEALTH CORP	5.40	01 Jun, 2029	0.02
COMCAST CORP	3.90	01 Mar, 2038	0.02
BARCLAYS PLC	5.75	09 Aug, 2033	0.02
KBC GROEP NV	5.80	19 Jan, 2029	0.02
GENERAL MOTORS FINANCIAL COMPANY INC	6.00	09 Jan, 2028	0.02
GENERAL MOTORS CO	6.80	01 Oct, 2027	0.02
CAPITAL ONE FINANCIAL CORP	5.70	01 Feb, 2030	0.02
BANK OF MONTREAL	5.72	25 Sep, 2028	0.02
COMCAST CORP	5.50	15 Nov, 2032	0.02
PFIZER INC	4.12	15 Dec, 2046	0.02
CAPITAL ONE FINANCIAL CORP	5.88	26 Jul, 2035	0.02
BPCE SA	5.72	18 Jan, 2030	0.02
PNC FINANCIAL SERVICES GROUP INC	5.35	02 Dec, 2028	0.02
FIFTH THIRD BANCORP	6.36	27 Oct, 2028	0.02
ANZ NEW ZEALAND INTL LTD (LONDON BRANCH)	5.36	14 Aug, 2028	0.02
SOLVENTUM CORP	5.45	13 Mar, 2031	0.02
SOCIETE GENERALE SA	6.10	13 Apr, 2033	0.02
CAPITAL ONE FINANCIAL CORP	5.46	26 Jul, 2030	0.02
STATE STREET CORP	5.68	21 Nov, 2029	0.02
HCA INC	5.20	01 Jun, 2028	0.02
NATIONAL AUSTRALIA BANK LTD (NEW YORK BRANCH)	4.90	13 Jun, 2028	0.02
ELEVANCE HEALTH INC	5.38	15 Jun, 2034	0.02
MCDONALD'S CORP	3.80	01 Apr, 2028	0.02
BPCE SA	5.75	19 Jul, 2033	0.02

Issuer Name	Coupon (%)	Maturity Date	Weight (%)
CAIXABANK SA	5.67	15 Mar, 2030	0.02
HOME DEPOT INC	4.85	25 Jun, 2031	0.02
ROYAL BANK OF CANADA	5.20	01 Aug, 2028	0.02
GENERAL MOTORS FINANCIAL COMPANY INC	5.75	08 Feb, 2031	0.02
GENERAL MOTORS FINANCIAL COMPANY INC	3.60	21 Jun, 2030	0.02
GENERAL MOTORS FINANCIAL COMPANY INC	5.60	18 Jun, 2031	0.02
GILEAD SCIENCES INC	5.65	01 Dec, 2041	0.02
NOVARTIS CAPITAL CORP	4.00	20 Nov, 2045	0.02
JOHN DEERE CAPITAL CORP	5.15	08 Sep, 2033	0.02
DOLLAR GENERAL CORP	5.45	05 Jul, 2033	0.02
COMERICA INC	5.98	30 Jan, 2030	0.02
SOCIETE GENERALE SA	5.63	19 Jan, 2030	0.02
MICRON TECHNOLOGY INC	5.30	15 Jan, 2031	0.02
PNC FINANCIAL SERVICES GROUP INC	5.22	29 Jan, 2031	0.02
CREDIT AGRICOLE SA	5.33	10 Jan, 2030	0.02
GENERAL MOTORS FINANCIAL COMPANY INC	5.85	06 Apr, 2030	0.02
CAPITAL ONE FINANCIAL CORP	5.47	01 Feb, 2029	0.02
LOWE'S COMPANIES INC	5.15	01 Jul, 2033	0.02
PRUDENTIAL FINANCIAL INC	6.50	15 Mar, 2054	0.02
UNITEDHEALTH GROUP INC	5.25	15 Feb, 2028	0.02
METLIFE INC	6.35	15 Mar, 2055	0.02
ELI LILLY AND CO	4.90	12 Feb, 2032	0.02
BANK OF NEW YORK MELLON CORP	5.80	25 Oct, 2028	0.02
STANDARD CHARTERED PLC	5.54	21 Jan, 2029	0.02
BANCO BILBAO VIZCAYA ARGENTARIA SA	5.38	13 Mar, 2029	0.02
NATIONWIDE BUILDING SOCIETY	5.13	29 Jul, 2029	0.02
DELL INTERNATIONAL LLC	5.25	01 Feb, 2028	0.02
ROYAL BANK OF CANADA	7.50	02 May, 2084	0.02
GILEAD SCIENCES INC	5.25	15 Oct, 2033	0.02
STANDARD CHARTERED PLC	6.19	06 Jul, 2027	0.02
MITSUBISHI UFJ FINANCIAL GROUP INC	5.42	22 Feb, 2029	0.02
INTERCONTINENTAL EXCHANGE INC	4.25	21 Sep, 2048	0.02
SUMITOMO MITSUI FINANCIAL GROUP INC	5.84	09 Jul, 2044	0.02
ASTRAZENECA FINANCE LLC	4.90	26 Feb, 2031	0.02
NATIONAL AUSTRALIA BANK LTD (NEW YORK BRANCH)	4.79	10 Jan, 2029	0.02
CAIXABANK SA	6.68	13 Sep, 2027	0.02
GILEAD SCIENCES INC	5.10	15 Jun, 2035	0.02
KENVUE INC	5.00	22 Mar, 2030	0.02
ROYAL BANK OF CANADA	4.95	01 Feb, 2029	0.02
DEUTSCHE BANK AG (NEW YORK BRANCH)	5.41	10 May, 2029	0.02
CREDIT AGRICOLE SA	2.81	11 Jan, 2041	0.02
JOHN DEERE CAPITAL CORP	4.70	10 Jun, 2030	0.02
CISCO SYSTEMS INC	4.95	24 Feb, 2032	0.02

Issuer Name	Coupon (%)	Maturity Date	Weight (%)
DUPONT DE NEMOURS INC	5.32	15 Nov, 2038	0.02
US BANCORP	6.79	26 Oct, 2027	0.02
COMCAST CORP	2.80	15 Jan, 2051	0.02
AON NORTH AMERICA INC	5.15	01 Mar, 2029	0.02
EXELON CORP	6.50	15 Mar, 2055	0.02
ABBVIE INC	4.88	15 Mar, 2030	0.02
HOME DEPOT INC	4.88	25 Jun, 2027	0.02
JOHNSON & JOHNSON	4.70	01 Mar, 2030	0.02
TRUIST FINANCIAL CORP	5.15	05 Aug, 2032	0.02
MIZUHO FINANCIAL GROUP INC	5.67	27 May, 2029	0.02
NEWMONT CORPORATION	5.35	15 Mar, 2034	0.02
BANK OF MONTREAL	7.70	26 May, 2084	0.02
KEYBANK NA	5.85	15 Nov, 2027	0.02
SWEDBANK AB	6.14	12 Sep, 2026	0.02
ABBVIE INC	5.20	15 Mar, 2035	0.02
CARRIER GLOBAL CORP	3.58	05 Apr, 2050	0.02
UNITEDHEALTH GROUP INC	5.50	15 Apr, 2064	0.02
BANK OF NOVA SCOTIA	5.13	14 Feb, 2031	0.02
STRYKER CORP	5.20	10 Feb, 2035	0.02
UNICREDIT SPA	5.86	19 Jun, 2032	0.02
DEUTSCHE BANK AG (NEW YORK BRANCH)	5.71	08 Feb, 2028	0.02
CISCO SYSTEMS INC	4.75	24 Feb, 2030	0.02
TARGET CORP	4.80	15 Jan, 2053	0.02
BANK OF NEW YORK MELLON CORP	4.97	14 Mar, 2030	0.02
PNC FINANCIAL SERVICES GROUP INC	5.30	21 Jan, 2028	0.02
MIZUHO FINANCIAL GROUP INC	5.41	13 Sep, 2028	0.02
MITSUBISHI UFJ FINANCIAL GROUP INC	5.41	19 Apr, 2034	0.02
KENVUE INC	5.05	22 Mar, 2028	0.02
NORDEA BANK ABP	5.38	22 Sep, 2027	0.02
TORONTO-DOMINION BANK	4.78	17 Dec, 2029	0.02
CHARLES SCHWAB CORP	5.88	24 Aug, 2026	0.02
EXELON CORP	5.15	15 Mar, 2028	0.02
BLACKROCK INC	5.00	14 Mar, 2034	0.02
NATWEST GROUP PLC	5.58	01 Mar, 2028	0.02
CVS HEALTH CORP	5.00	30 Jan, 2029	0.02
BANCO SANTANDER SA	6.53	07 Nov, 2027	0.02
BRISTOL-MYERS SQUIBB CO	4.35	15 Nov, 2047	0.02
BPCE SA	6.03	28 May, 2036	0.02
DANSKE BANK A/S	5.43	01 Mar, 2028	0.02
SOLVENTUM CORP	5.45	25 Feb, 2027	0.02
KRATON CORP	5.00	15 Jul, 2027	0.02
DELL INTERNATIONAL LLC	5.30	01 Apr, 2032	0.02
NATWEST GROUP PLC	5.52	30 Sep, 2028	0.02

Issuer Name	Coupon (%)	Maturity Date	Weight (%)
SWEDBANK AB	5.34	20 Sep, 2027	0.02
SANTANDER HOLDINGS USA INC	5.35	06 Sep, 2030	0.02
INTERNATIONAL BUSINESS MACHINES CORP	4.80	10 Feb, 2030	0.02
NESTLE HOLDINGS INC	1.00	15 Sep, 2027	0.02
TOYOTA MOTOR CREDIT CORP	4.62	12 Jan, 2028	0.02
JOHN DEERE CAPITAL CORP	5.10	11 Apr, 2034	0.02
GENERAL MOTORS FINANCIAL COMPANY INC	5.90	07 Jan, 2035	0.02
MICROCHIP TECHNOLOGY INC	5.05	15 Feb, 2030	0.02
HSBC USA INC	5.29	04 Mar, 2027	0.02
CROWN CASTLE INC	5.00	11 Jan, 2028	0.02
AIA GROUP LTD	5.38	05 Apr, 2034	0.02
mitsubishi UFJ FINANCIAL GROUP INC	5.16	24 Apr, 2031	0.02
ROYAL BANK OF CANADA	5.20	20 Jul, 2026	0.02
GE HEALTHCARE TECHNOLOGIES INC	4.80	14 Aug, 2029	0.02
TOYOTA MOTOR CREDIT CORP	5.05	16 May, 2029	0.02
ING GROEP NV	5.53	25 Mar, 2036	0.02
ELI LILLY AND CO	4.50	09 Feb, 2029	0.02
GENERAL MOTORS CO	5.40	15 Oct, 2029	0.02
COMCAST CORP	4.55	15 Jan, 2029	0.02
UNITED PARCEL SERVICE INC	6.05	14 May, 2065	0.02
RIO TINTO FINANCE (USA) PLC	5.12	09 Mar, 2053	0.02
JOHN DEERE CAPITAL CORP	4.50	16 Jan, 2029	0.02
SUMITOMO MITSUI TRUST BANK LTD	5.20	07 Mar, 2027	0.02
ELI LILLY AND CO	4.55	12 Feb, 2028	0.02
MICROCHIP TECHNOLOGY INC	5.05	15 Mar, 2029	0.02
ROYAL CARIBBEAN CRUISES LTD	5.38	15 Jul, 2027	0.02
CREDIT AGRICOLE SA	5.13	11 Mar, 2027	0.02
ING GROEP NV	5.07	25 Mar, 2031	0.02
CAMPBELL'S CO	5.40	21 Mar, 2034	0.02
BRISTOL-MYERS SQUIBB CO	4.90	22 Feb, 2027	0.02
PNC FINANCIAL SERVICES GROUP INC	5.10	23 Jul, 2027	0.02
SOCIETE GENERALE SA	5.50	13 Apr, 2029	0.02
PRUDENTIAL FINANCIAL INC	5.70	15 Sep, 2048	0.02
DELL INTERNATIONAL LLC	5.40	15 Apr, 2034	0.02
INTERNATIONAL BUSINESS MACHINES CORP	4.65	10 Feb, 2028	0.02
CANADIAN IMPERIAL BANK OF COMMERCE	4.86	13 Jan, 2028	0.02
COMCAST CORP	6.05	15 May, 2055	0.02
FAIRFAX FINANCIAL HOLDINGS LTD	6.35	22 Mar, 2054	0.02
CISCO SYSTEMS INC	4.55	24 Feb, 2028	0.02
CIGNA GROUP	5.00	15 May, 2029	0.02
STATE STREET CORP	4.99	18 Mar, 2027	0.02
DELL INTERNATIONAL LLC	5.00	01 Apr, 2030	0.02
CANADIAN IMPERIAL BANK OF COMMERCE	5.00	28 Apr, 2028	0.02

Issuer Name	Coupon (%)	Maturity Date	Weight (%)
QUALCOMM INC	1.65	20 May, 2032	0.02
KLA CORP	4.65	15 Jul, 2032	0.02
METROPOLITAN LIFE GLOBAL FUNDING I	5.15	28 Mar, 2033	0.02
STARBUCKS CORP	4.85	08 Feb, 2027	0.02
BANK OF NEW YORK MELLON CORP	5.19	14 Mar, 2035	0.02
STATE STREET CORP	5.16	18 May, 2034	0.02
STATE STREET CORP	4.83	24 Apr, 2030	0.02
STANDARD CHARTERED PLC	5.69	14 May, 2028	0.02
INTERNATIONAL BUSINESS MACHINES CORP	4.50	06 Feb, 2028	0.02
UNITEDHEALTH GROUP INC	4.90	15 Apr, 2031	0.02
CARDINAL HEALTH INC	5.35	15 Nov, 2034	0.02
FIFTH THIRD BANCORP	4.77	28 Jul, 2030	0.02
EXELON CORP	5.60	15 Mar, 2053	0.02
TOYOTA MOTOR CREDIT CORP	4.55	09 Aug, 2029	0.02
ELI LILLY AND CO	4.50	09 Feb, 2027	0.02
CMS ENERGY CORP	6.50	01 Jun, 2055	0.02
METLIFE INC	4.55	23 Mar, 2030	0.02
AXA SA	5.12	17 Jan, 2047	0.02
ORACLE CORP	6.12	03 Aug, 2065	0.02
SOCIETE GENERALE SA	5.51	22 May, 2031	0.02
MICROCHIP TECHNOLOGY INC	4.90	15 Mar, 2028	0.02
UNITEDHEALTH GROUP INC	3.50	15 Aug, 2039	0.02
MARSH & MCLENNAN COMPANIES INC	4.65	15 Mar, 2030	0.02
STATE STREET CORP	4.53	20 Feb, 2029	0.02
ELI LILLY AND CO	4.70	27 Feb, 2033	0.02
DELL INTERNATIONAL LLC	5.50	01 Apr, 2035	0.02
SYNOPSIS INC	4.65	01 Apr, 2028	0.02
WASTE MANAGEMENT INC	4.50	15 Mar, 2028	0.02
DELL INTERNATIONAL LLC	4.75	01 Apr, 2028	0.02
BPCE SA	5.39	28 May, 2031	0.02
PARKER-HANNIFIN CORP	4.50	15 Sep, 2029	0.02
CUMMINS INC	5.30	09 May, 2035	0.02
ROYAL BANK OF CANADA	4.97	02 May, 2031	0.02
BANK OF MONTREAL	4.70	14 Sep, 2027	0.02
HCA INC	5.38	01 Sep, 2026	0.02
L'OREAL SA	5.00	20 May, 2035	0.02
BARCLAYS PLC	4.84	10 Sep, 2028	0.02
LLOYDS BANKING GROUP PLC	5.59	26 Nov, 2035	0.02
MARSH & MCLENNAN COMPANIES INC	4.85	15 Nov, 2031	0.02
STANDARD CHARTERED PLC	5.24	13 May, 2031	0.02
VERIZON COMMUNICATIONS INC	5.05	09 May, 2033	0.02
AUTOMATIC DATA PROCESSING INC	4.75	08 May, 2032	0.02
TOYOTA MOTOR CREDIT CORP	4.55	20 Sep, 2027	0.02

Issuer Name	Coupon (%)	Maturity Date	Weight (%)
M&T BANK CORP	5.38	16 Jan, 2036	0.02
MARSH & MCLENNAN COMPANIES INC	5.70	15 Sep, 2053	0.02
UNITED PARCEL SERVICE INC	5.05	03 Mar, 2053	0.02
NXP BV	5.00	15 Jan, 2033	0.02
REGIONS FINANCIAL CORP	5.50	06 Sep, 2035	0.02
BIOGEN INC	5.20	15 Sep, 2045	0.02
DEUTSCHE BANK AG	5.58	01 Sep, 2026	0.02
ELI LILLY AND CO	4.20	14 Aug, 2029	0.02
ERAC USA FINANCE LLC	4.60	01 May, 2028	0.02
COMCAST CORP	3.40	15 Jul, 2046	0.02
HOME DEPOT INC	3.90	06 Dec, 2028	0.02
WALMART INC	4.35	28 Apr, 2030	0.02
MASTERCARD INC	4.88	09 May, 2034	0.02
CIGNA GROUP	3.40	15 Mar, 2051	0.02
TORONTO-DOMINION BANK	5.15	10 Sep, 2034	0.02
NATIONAL AUSTRALIA BANK LTD (NEW YORK BRANCH)	4.50	26 Oct, 2027	0.02
BOSTON PROPERTIES LP	4.50	01 Dec, 2028	0.02
ROYAL BANK OF CANADA	4.71	27 Mar, 2028	0.02
SYNOPSIS INC	4.55	01 Apr, 2027	0.02
IBM INTERNATIONAL CAPITAL PTE LTD	4.90	05 Feb, 2034	0.02
SOCIETE GENERALE SA	5.25	22 May, 2029	0.02
DEUTSCHE BANK AG (NEW YORK BRANCH)	4.88	01 Dec, 2032	0.02
CHARTER COMMUNICATIONS OPERATING LLC	4.40	01 Dec, 2061	0.02
HCA INC	3.50	15 Jul, 2051	0.02
CORNING INC	5.45	15 Nov, 2079	0.02
DEUTSCHE BANK AG	5.52	01 Sep, 2028	0.02
HUNTINGTON NATIONAL BANK	4.87	12 Apr, 2028	0.02
CITIGROUP INC	5.88	30 Jan, 2042	0.02
CREDIT AGRICOLE SA (LONDON BRANCH)	4.12	10 Jan, 2027	0.02
CANADIAN IMPERIAL BANK OF COMMERCE	4.51	11 Sep, 2027	0.02
CVS HEALTH CORP	6.05	01 Jun, 2054	0.02
LOWE'S COMPANIES INC	3.70	15 Apr, 2046	0.02
CREDIT AGRICOLE SA	4.63	11 Sep, 2028	0.02
ROGERS COMMUNICATIONS INC	4.35	01 May, 2049	0.02
JPMORGAN CHASE & CO	3.11	22 Apr, 2041	0.02
DOW CHEMICAL CO	4.38	15 Nov, 2042	0.02
WESTPAC BANKING CORP	4.04	26 Aug, 2027	0.02
GENERAL MILLS INC	4.95	29 Mar, 2033	0.02
NXP BV	4.30	18 Jun, 2029	0.02
PAYPAL HOLDINGS INC	4.40	01 Jun, 2032	0.02
SANTANDER UK GROUP HOLDINGS PLC	4.86	11 Sep, 2030	0.02
CADENCE DESIGN SYSTEMS INC	4.30	10 Sep, 2029	0.02
ASTRAZENECA PLC	4.00	17 Jan, 2029	0.02

Issuer Name	Coupon (%)	Maturity Date	Weight (%)
WALMART INC	3.95	09 Sep, 2027	0.02
TOYOTA MOTOR CREDIT CORP	4.50	14 May, 2027	0.02
TIME WARNER CABLE LLC	4.50	15 Sep, 2042	0.02
BANK OF NEW YORK MELLON CORP	4.97	26 Apr, 2034	0.02
TARGET CORP	5.00	15 Apr, 2035	0.02
ELEVANCE HEALTH INC	4.75	15 Feb, 2033	0.02
CAPITAL ONE FINANCIAL CORP	4.10	09 Feb, 2027	0.02
COMCAST CORP	4.65	15 Feb, 2033	0.02
INTERNATIONAL BUSINESS MACHINES CORP	5.70	10 Feb, 2055	0.02
UNILEVER CAPITAL CORP	4.62	12 Aug, 2034	0.02
GENERAL MOTORS FINANCIAL COMPANY INC	4.90	06 Oct, 2029	0.02
NATIONAL BANK OF CANADA	4.50	10 Oct, 2029	0.02
mitsubishi UFJ FINANCIAL GROUP INC	4.05	11 Sep, 2028	0.02
SOCIETE GENERALE SA	4.25	19 Aug, 2026	0.02
TYSON FOODS INC	4.35	01 Mar, 2029	0.02
KEYBANK NA	5.00	26 Jan, 2033	0.02
COMMONWEALTH BANK OF AUSTRALIA	3.90	16 Mar, 2028	0.02
CAMPBELL'S CO	4.15	15 Mar, 2028	0.02
ERAC USA FINANCE LLC	4.90	01 May, 2033	0.02
SANOFI SA	3.62	19 Jun, 2028	0.02
TARGET CORP	4.50	15 Sep, 2032	0.02
DANSKE BANK A/S	4.61	02 Oct, 2030	0.02
M&T BANK CORP	5.05	27 Jan, 2034	0.02
MIZUHO FINANCIAL GROUP INC	4.25	11 Sep, 2029	0.02
BANCO SANTANDER SA	4.25	11 Apr, 2027	0.02
SYNCHRONY FINANCIAL	3.95	01 Dec, 2027	0.02
AMERICAN EXPRESS CO	4.05	03 May, 2029	0.02
HOME DEPOT INC	3.30	15 Apr, 2040	0.02
MCDONALD'S CORP	3.50	01 Jul, 2027	0.02
FISERV INC	4.20	01 Oct, 2028	0.02
CONSOLIDATED EDISON COMPANY OF NEW YORK INC	5.70	15 May, 2054	0.02
mitsubishi UFJ FINANCIAL GROUP INC	3.68	22 Feb, 2027	0.02
NORTHERN TRUST CORP	4.00	10 May, 2027	0.02
COMCAST CORP	4.80	15 May, 2033	0.02
LAM RESEARCH CORP	4.00	15 Mar, 2029	0.02
SYSCO CORP	3.30	15 Jul, 2026	0.02
CAPITAL ONE NA	3.45	27 Jul, 2026	0.02
CITIGROUP INC	4.30	20 Nov, 2026	0.02
ELEVANCE HEALTH INC	5.12	15 Feb, 2053	0.02
VERIZON COMMUNICATIONS INC	3.88	08 Feb, 2029	0.02
BANK OF NEW YORK MELLON CORP	3.44	07 Feb, 2028	0.02
CADENCE DESIGN SYSTEMS INC	4.70	10 Sep, 2034	0.02
NOVARTIS CAPITAL CORP	3.80	18 Sep, 2029	0.02

Issuer Name	Coupon (%)	Maturity Date	Weight (%)
CINTAS NO 2 CORP	3.70	01 Apr, 2027	0.02
MEIJI YASUDA LIFE INSURANCE CO	5.10	26 Apr, 2048	0.02
DIGITAL REALTY TRUST LP	3.70	15 Aug, 2027	0.02
AERCAP IRELAND CAPITAL DAC	3.65	21 Jul, 2027	0.02
PFIZER INC	4.00	15 Mar, 2049	0.02
PFIZER INC	3.60	15 Sep, 2028	0.02
BRISTOL-MYERS SQUIBB CO	3.55	15 Mar, 2042	0.02
NVIDIA CORP	3.20	16 Sep, 2026	0.02
WESTPAC BANKING CORP	3.40	25 Jan, 2028	0.02
INTEL CORP	3.75	25 Mar, 2027	0.02
HCA INC	5.90	01 Jun, 2053	0.02
WESTPAC BANKING CORP	3.35	08 Mar, 2027	0.02
GILEAD SCIENCES INC	5.55	15 Oct, 2053	0.02
TWDC ENTERPRISES 18 CORP	2.95	15 Jun, 2027	0.02
LLOYDS BANKING GROUP PLC	3.75	18 Mar, 2028	0.02
MASTERCARD INC	3.30	26 Mar, 2027	0.02
ING GROEP NV	4.05	09 Apr, 2029	0.02
MITSUBISHI UFJ FINANCIAL GROUP INC	3.29	25 Jul, 2027	0.02
TRUIST FINANCIAL CORP	4.92	28 Jul, 2033	0.02
ELEVANCE HEALTH INC	2.25	15 May, 2030	0.02
CROWN CASTLE INC	3.80	15 Feb, 2028	0.02
ROPER TECHNOLOGIES INC	4.90	15 Oct, 2034	0.02
BANCO SANTANDER SA	3.80	23 Feb, 2028	0.02
WORKDAY INC	3.50	01 Apr, 2027	0.02
CHARTER COMMUNICATIONS OPERATING LLC	3.75	15 Feb, 2028	0.02
PNC FINANCIAL SERVICES GROUP INC	2.60	23 Jul, 2026	0.02
CANADIAN IMPERIAL BANK OF COMMERCE	3.45	07 Apr, 2027	0.02
QUALCOMM INC	4.65	20 May, 2035	0.02
CROWN CASTLE INC	3.65	01 Sep, 2027	0.02
JOHNSON & JOHNSON	2.95	03 Mar, 2027	0.02
AUTOMATIC DATA PROCESSING INC	4.45	09 Sep, 2034	0.02
CAPITAL ONE FINANCIAL CORP	3.65	11 May, 2027	0.02
AMERICAN TOWER CORP	3.38	15 Oct, 2026	0.02
WESTPAC BANKING CORP	2.70	19 Aug, 2026	0.02
VERIZON COMMUNICATIONS INC	1.68	30 Oct, 2030	0.02
VINCI SA	3.75	10 Apr, 2029	0.02
KEURIG DR PEPPER INC	3.95	15 Apr, 2029	0.02
COMMONWEALTH BANK OF AUSTRALIA	2.62	06 Sep, 2026	0.02
HP INC	3.00	17 Jun, 2027	0.02
ELEVANCE HEALTH INC	5.65	15 Jun, 2054	0.02
MIZUHO FINANCIAL GROUP INC	2.84	13 Sep, 2026	0.02
VODAFONE GROUP PLC	5.88	28 Jun, 2064	0.02
GLAXOSMITHKLINE CAPITAL PLC	3.38	01 Jun, 2029	0.02

Issuer Name	Coupon (%)	Maturity Date	Weight (%)
CDW LLC	2.67	01 Dec, 2026	0.02
mitsubishi UFJ FINANCIAL GROUP INC	2.76	13 Sep, 2026	0.02
EQUINIX INC	2.15	15 Jul, 2030	0.02
HCA INC	5.95	15 Sep, 2054	0.02
COMCAST CORP	3.55	01 May, 2028	0.02
NOVARTIS CAPITAL CORP	3.10	17 May, 2027	0.02
COSTCO WHOLESALE CORP	3.00	18 May, 2027	0.02
LOWE'S COMPANIES INC	5.80	15 Sep, 2062	0.02
AT&T INC	4.25	01 Mar, 2050	0.02
CHARTER COMMUNICATIONS OPERATING LLC	6.65	01 Feb, 2034	0.02
INTERCONTINENTAL EXCHANGE INC	3.62	01 Sep, 2028	0.02
CUMMINS INC	5.45	20 Feb, 2054	0.02
HCA INC	3.12	15 Mar, 2027	0.02
HP INC	4.00	15 Apr, 2029	0.02
MICROSOFT CORP	4.25	06 Feb, 2047	0.02
WASTE MANAGEMENT INC	4.15	15 Apr, 2032	0.02
UNITEDHEALTH GROUP INC	4.62	15 Jul, 2035	0.02
TEXAS INSTRUMENTS INC	4.90	14 Mar, 2033	0.02
UNICREDIT SPA	1.98	03 Jun, 2027	0.02
JPMORGAN CHASE & CO	2.52	19 Nov, 2041	0.02
GILEAD SCIENCES INC	4.60	01 Sep, 2035	0.02
GILEAD SCIENCES INC	5.50	15 Nov, 2054	0.02
STARBUCKS CORP	3.55	15 Aug, 2029	0.02
SANTANDER UK GROUP HOLDINGS PLC	3.82	03 Nov, 2028	0.02
SIMON PROPERTY GROUP LP	4.75	26 Sep, 2034	0.02
TJX COMPANIES INC	2.25	15 Sep, 2026	0.02
VERIZON COMMUNICATIONS INC	5.50	23 Feb, 2054	0.02
ILLINOIS TOOL WORKS INC	2.65	15 Nov, 2026	0.02
UNILEVER CAPITAL CORP	2.90	05 May, 2027	0.02
MCDONALD'S CORP	3.60	01 Jul, 2030	0.02
ORACLE CORP	4.38	15 May, 2055	0.02
BOSTON PROPERTIES LP	2.75	01 Oct, 2026	0.02
PRUDENTIAL FINANCIAL INC	5.12	01 Mar, 2052	0.02
AIA GROUP LTD	3.60	09 Apr, 2029	0.02
INTEL CORP	3.15	11 May, 2027	0.02
LOWE'S COMPANIES INC	4.45	01 Apr, 2062	0.02
TWDC ENTERPRISES 18 CORP	1.85	30 Jul, 2026	0.02
CSL FINANCE PLC	4.25	27 Apr, 2032	0.02
HOME DEPOT INC	2.12	15 Sep, 2026	0.02
CISCO SYSTEMS INC	5.35	26 Feb, 2064	0.02
HOME DEPOT INC	2.80	14 Sep, 2027	0.02
COMMONWEALTH BANK OF AUSTRALIA	2.55	14 Mar, 2027	0.02
AMERICAN HONDA FINANCE CORP	5.25	07 Jul, 2026	0.02

Issuer Name	Coupon (%)	Maturity Date	Weight (%)
AMGEN INC	3.20	02 Nov, 2027	0.02
UNITED PARCEL SERVICE INC	3.05	15 Nov, 2027	0.02
PNC BANK NA (DELAWARE)	3.10	25 Oct, 2027	0.02
SANTANDER UK GROUP HOLDINGS PLC	1.67	14 Jun, 2027	0.02
BNP PARIBAS SA	1.68	30 Jun, 2027	0.02
SANTANDER HOLDINGS USA INC	2.49	06 Jan, 2028	0.02
AFLAC INC	3.60	01 Apr, 2030	0.02
IBM INTERNATIONAL CAPITAL PTE LTD	5.25	05 Feb, 2044	0.02
SANTANDER UK GROUP HOLDINGS PLC	2.47	11 Jan, 2028	0.02
TARGET CORP	3.38	15 Apr, 2029	0.02
SVENSKA HANDELSBANKEN AB	1.42	11 Jun, 2027	0.02
NATWEST GROUP PLC	3.07	22 May, 2028	0.02
CHARTER COMMUNICATIONS OPERATING LLC	3.50	01 Mar, 2042	0.02
HONDA MOTOR CO LTD	2.53	10 Mar, 2027	0.02
MASTERCARD INC	2.95	01 Jun, 2029	0.02
ANZ NEW ZEALAND INTL LTD (LONDON BRANCH)	1.25	22 Jun, 2026	0.02
TARGET CORP	1.95	15 Jan, 2027	0.02
BLACKROCK FINANCE INC	3.25	30 Apr, 2029	0.02
PARKER-HANNIFIN CORP	3.25	14 Jun, 2029	0.02
PROCTER & GAMBLE CO	1.90	01 Feb, 2027	0.02
BANCO SANTANDER SA	3.31	27 Jun, 2029	0.02
TOYOTA MOTOR CREDIT CORP	1.12	18 Jun, 2026	0.02
DOW CHEMICAL CO	6.90	15 May, 2053	0.02
FISERV INC	2.25	01 Jun, 2027	0.02
HALEON US CAPITAL LLC	3.38	24 Mar, 2029	0.02
CREDIT AGRICOLE SA	2.02	11 Jan, 2027	0.02
NIPPON LIFE INSURANCE CO	6.25	13 Sep, 2053	0.02
BANK OF IRELAND GROUP PLC	2.03	30 Sep, 2027	0.02
ING GROEP NV	4.25	28 Mar, 2033	0.02
ERAC USA FINANCE LLC	5.40	01 May, 2053	0.02
INTEL CORP	5.62	10 Feb, 2043	0.02
GENERAL MOTORS FINANCIAL COMPANY INC	2.35	26 Feb, 2027	0.02
NATWEST MARKETS PLC	1.60	29 Sep, 2026	0.02
BPCE SA	2.04	19 Oct, 2027	0.02
DANSKE BANK A/S	1.55	10 Sep, 2027	0.02
JPMORGAN CHASE & CO	3.62	01 Dec, 2027	0.02
SUMITOMO MITSUI FINANCIAL GROUP INC	5.81	14 Sep, 2033	0.02
WALT DISNEY CO	2.20	13 Jan, 2028	0.02
CROWN CASTLE INC	2.25	15 Jan, 2031	0.02
HCA INC	5.12	15 Jun, 2039	0.02
CROWN CASTLE INC	1.05	15 Jul, 2026	0.02
SWEDBANK AB	1.54	16 Nov, 2026	0.02
AIA GROUP LTD	3.38	07 Apr, 2030	0.02

Issuer Name	Coupon (%)	Maturity Date	Weight (%)
CATERPILLAR FINANCIAL SERVICES CORP	4.60	15 Nov, 2027	0.02
BANK OF NEW YORK MELLON CORP	6.32	25 Oct, 2029	0.02
CONAGRA BRANDS INC	5.30	01 Nov, 2038	0.02
METLIFE INC	5.25	15 Jan, 2054	0.02
NOMURA HOLDINGS INC	6.07	12 Jul, 2028	0.02
TOYOTA MOTOR CREDIT CORP	3.38	01 Apr, 2030	0.02
MARSH & MCLENNAN COMPANIES INC	4.55	08 Nov, 2027	0.02
ROYAL BANK OF CANADA	3.88	04 May, 2032	0.02
COMCAST CORP	4.20	15 Aug, 2034	0.02
BPCE SA	6.51	18 Jan, 2035	0.02
HUNTINGTON NATIONAL BANK	5.65	10 Jan, 2030	0.02
INTERCONTINENTAL EXCHANGE INC	5.20	15 Jun, 2062	0.02
US BANCORP	3.00	30 Jul, 2029	0.02
KEURIG DR PEPPER INC	4.50	15 Apr, 2052	0.02
DOLLAR GENERAL CORP	3.50	03 Apr, 2030	0.02
SUMITOMO MITSUI FINANCIAL GROUP INC	5.42	09 Jul, 2031	0.02
NEWMONT CORPORATION	6.25	01 Oct, 2039	0.02
LIBERTY MUTUAL GROUP INC	5.50	15 Jun, 2052	0.02
MICRON TECHNOLOGY INC	5.88	15 Sep, 2033	0.02
BANQUE FEDERATIVE DU CREDIT MUTUEL SA	5.54	22 Jan, 2030	0.02
ABBVIE INC	4.85	15 Jun, 2044	0.02
BANCO SANTANDER SA	3.49	28 May, 2030	0.02
UNITEDHEALTH GROUP INC	2.88	15 Aug, 2029	0.02
RELX CAPITAL INC	4.00	18 Mar, 2029	0.02
GILEAD SCIENCES INC	2.80	01 Oct, 2050	0.02
ROYALTY PHARMA PLC	1.75	02 Sep, 2027	0.02
CHARTER COMMUNICATIONS OPERATING LLC	4.40	01 Apr, 2033	0.02
BIOGEN INC	3.15	01 May, 2050	0.02
PAYPAL HOLDINGS INC	5.05	01 Jun, 2052	0.02
NXP BV	3.40	01 May, 2030	0.02
PRUDENTIAL FUNDING (ASIA) PLC	3.12	14 Apr, 2030	0.02
AT&T INC	4.35	15 Jun, 2045	0.02
TARGET CORP	4.00	01 Jul, 2042	0.02
ROGERS COMMUNICATIONS INC	5.00	15 Mar, 2044	0.02
FISERV INC	5.60	02 Mar, 2033	0.02
ALCON FINANCE CORP	3.00	23 Sep, 2029	0.02
ABBVIE INC	4.30	14 May, 2036	0.02
WALMART INC	2.65	22 Sep, 2051	0.02
MCDONALD'S CORP	2.62	01 Sep, 2029	0.02
TYSON FOODS INC	5.70	15 Mar, 2034	0.02
GENERAL MOTORS FINANCIAL COMPANY INC	2.40	10 Apr, 2028	0.02
DIGITAL REALTY TRUST LP	5.55	15 Jan, 2028	0.02
ABN AMRO BANK NV	2.47	13 Dec, 2029	0.02

Issuer Name	Coupon (%)	Maturity Date	Weight (%)
AERCAP IRELAND CAPITAL DAC	6.10	15 Jan, 2027	0.02
MERCK & CO INC	1.90	10 Dec, 2028	0.02
CARRIER GLOBAL CORP	5.90	15 Mar, 2034	0.02
CANADIAN IMPERIAL BANK OF COMMERCE	5.25	13 Jan, 2031	0.02
NOMURA HOLDINGS INC	2.17	14 Jul, 2028	0.02
HUMANA INC	5.75	15 Apr, 2054	0.02
GENERAL MOTORS CO	5.15	01 Apr, 2038	0.02
PARAMOUNT GLOBAL	7.88	30 Jul, 2030	0.02
MACQUARIE BANK LTD	5.39	07 Dec, 2026	0.02
INTEL CORP	4.10	19 May, 2046	0.02
METROPOLITAN LIFE GLOBAL FUNDING I	2.95	09 Apr, 2030	0.02
AUTOMATIC DATA PROCESSING INC	1.70	15 May, 2028	0.02
EMERSON ELECTRIC CO	2.00	21 Dec, 2028	0.02
HOME DEPOT INC	4.88	15 Feb, 2044	0.02
NATIONAL AUSTRALIA BANK LTD (NEW YORK BRANCH)	5.09	11 Jun, 2027	0.02
MCDONALD'S CORP	6.30	15 Oct, 2037	0.02
NEWMONT CORPORATION	4.88	15 Mar, 2042	0.02
TRUIST FINANCIAL CORP	1.89	07 Jun, 2029	0.02
CDW LLC	3.57	01 Dec, 2031	0.02
FISERV INC	5.45	02 Mar, 2028	0.02
INTERNATIONAL BUSINESS MACHINES CORP	4.00	20 Jun, 2042	0.02
SANTANDER HOLDINGS USA INC	3.24	05 Oct, 2026	0.02
MIZUHO FINANCIAL GROUP INC	5.75	27 May, 2034	0.02
CAPITAL ONE FINANCIAL CORP	5.25	26 Jul, 2030	0.02
PRUDENTIAL FUNDING (ASIA) PLC	2.95	03 Nov, 2033	0.02
BRISTOL-MYERS SQUIBB CO	1.12	13 Nov, 2027	0.02
PFIZER INC	4.00	15 Dec, 2036	0.02
CANADIAN IMPERIAL BANK OF COMMERCE	3.60	07 Apr, 2032	0.02
AMGEN INC	3.35	22 Feb, 2032	0.02
UNITEDHEALTH GROUP INC	4.45	15 Dec, 2048	0.02
BNP PARIBAS SA	5.20	10 Jan, 2030	0.02
TOYOTA MOTOR CREDIT CORP	5.10	21 Mar, 2031	0.02
BELL TELEPHONE COMPANY OF CANADA OR BELL CANADA	4.46	01 Apr, 2048	0.02
GENERAL MOTORS FINANCIAL COMPANY INC	2.40	15 Oct, 2028	0.02
MORGAN STANLEY	4.46	22 Apr, 2039	0.02
CONAGRA BRANDS INC	1.38	01 Nov, 2027	0.02
3M CO	2.38	26 Aug, 2029	0.02
MITSUBISHI UFJ FINANCIAL GROUP INC	5.26	17 Apr, 2030	0.02
FEDEX CORP	5.25	15 May, 2050	0.02
FISERV INC	2.65	01 Jun, 2030	0.02
INTERNATIONAL BUSINESS MACHINES CORP	5.20	10 Feb, 2035	0.02
NESTLE HOLDINGS INC	1.50	14 Sep, 2028	0.02
AON CORP	2.80	15 May, 2030	0.02

Issuer Name	Coupon (%)	Maturity Date	Weight (%)
UNITEDHEALTH GROUP INC	2.95	15 Oct, 2027	0.02
HP INC	4.75	15 Jan, 2028	0.02
NASDAQ INC	5.35	28 Jun, 2028	0.02
CHARTER COMMUNICATIONS OPERATING LLC	3.95	30 Jun, 2062	0.02
LOWE'S COMPANIES INC	1.70	15 Sep, 2028	0.02
UNITED PARCEL SERVICE INC	4.88	03 Mar, 2033	0.02
HOME DEPOT INC	3.90	15 Jun, 2047	0.02
BARCLAYS PLC	3.56	23 Sep, 2035	0.02
METLIFE INC	5.00	15 Jul, 2052	0.02
TORONTO-DOMINION BANK	4.99	05 Apr, 2029	0.02
QUANTA SERVICES INC	2.90	01 Oct, 2030	0.02
HOME DEPOT INC	1.50	15 Sep, 2028	0.02
BANK OF AMERICA CORP	3.95	23 Jan, 2049	0.02
MERCK & CO INC	5.15	17 May, 2063	0.02
MOTOROLA SOLUTIONS INC	5.40	15 Apr, 2034	0.02
APTIV SWISS HOLDINGS LTD	3.10	01 Dec, 2051	0.02
LOWE'S COMPANIES INC	1.30	15 Apr, 2028	0.02
AMGEN INC	4.40	22 Feb, 2062	0.02
UNITEDHEALTH GROUP INC	3.70	15 Aug, 2049	0.02
BANQUE FEDERATIVE DU CREDIT MUTUEL SA	4.75	13 Jul, 2027	0.02
UNITED PARCEL SERVICE INC	5.15	22 May, 2034	0.02
ALLY FINANCIAL INC	6.99	13 Jun, 2029	0.02
S&P GLOBAL INC	4.25	01 May, 2029	0.02
ELI LILLY AND CO	4.95	27 Feb, 2063	0.02
TOYOTA MOTOR CREDIT CORP	5.00	19 Mar, 2027	0.02
CONSOLIDATED EDISON COMPANY OF NEW YORK INC	5.90	15 Nov, 2053	0.02
ILLINOIS TOOL WORKS INC	3.90	01 Sep, 2042	0.02
INTEL CORP	1.60	12 Aug, 2028	0.02
BLACKROCK FINANCE INC	2.40	30 Apr, 2030	0.02
HOME DEPOT INC	4.95	15 Sep, 2052	0.02
METLIFE INC	4.88	13 Nov, 2043	0.02
3M CO	4.00	14 Sep, 2048	0.02
UNICREDIT SPA	3.13	03 Jun, 2032	0.02
MERCEDES-BENZ FINANCE NORTH AMERICA LLC	3.75	22 Feb, 2028	0.02
GLOBAL PAYMENTS INC	2.90	15 May, 2030	0.02
PAYPAL HOLDINGS INC	2.30	01 Jun, 2030	0.02
CATERPILLAR FINANCIAL SERVICES CORP	4.70	15 Nov, 2029	0.02
FISERV INC	5.15	12 Aug, 2034	0.02
KRAFT HEINZ FOODS CO	6.88	26 Jan, 2039	0.02
MACQUARIE GROUP LTD	1.63	23 Sep, 2027	0.02
AT&T INC	4.85	01 Mar, 2039	0.02
TOYOTA MOTOR CREDIT CORP	5.40	20 Nov, 2026	0.02
AERCAP IRELAND CAPITAL DAC	6.15	30 Sep, 2030	0.02

Issuer Name	Coupon (%)	Maturity Date	Weight (%)
ELI LILLY AND CO	3.38	15 Mar, 2029	0.02
NOMURA HOLDINGS INC	2.68	16 Jul, 2030	0.02
ROYAL BANK OF CANADA	5.00	02 May, 2033	0.02
INTERCONTINENTAL EXCHANGE INC	3.00	15 Sep, 2060	0.02
PROLOGIS LP	5.25	15 Jun, 2053	0.02
PARAMOUNT GLOBAL	4.20	19 May, 2032	0.02
MICROSOFT CORP	4.45	03 Nov, 2045	0.02
CAPITAL ONE NA	4.65	13 Sep, 2028	0.02
MIZUHO FINANCIAL GROUP INC	5.42	13 May, 2036	0.02
BARCLAYS PLC	2.65	24 Jun, 2031	0.02
STARBUCKS CORP	3.00	14 Feb, 2032	0.02
COSTAR GROUP INC	2.80	15 Jul, 2030	0.02
INTEL CORP	5.15	21 Feb, 2034	0.02
MCDONALD'S CORP	4.95	03 Mar, 2035	0.02
PROLOGIS LP	2.25	15 Apr, 2030	0.02
JOHNSON & JOHNSON	3.55	01 Mar, 2036	0.02
M&T BANK CORP	6.08	13 Mar, 2032	0.02
JOHN DEERE CAPITAL CORP	4.15	15 Sep, 2027	0.02
AMERICAN EXPRESS CO	4.05	03 Dec, 2042	0.02
BANK OF NOVA SCOTIA	5.65	01 Feb, 2034	0.02
NESTLE HOLDINGS INC	4.70	15 Jan, 2053	0.02
WALMART INC	6.20	15 Apr, 2038	0.02
CENCORA INC	2.70	15 Mar, 2031	0.02
VERIZON COMMUNICATIONS INC	4.00	22 Mar, 2050	0.02
WW GRAINGER INC	4.60	15 Jun, 2045	0.02
ANALOG DEVICES INC	3.50	05 Dec, 2026	0.02
CONAGRA BRANDS INC	5.40	01 Nov, 2048	0.02
TRAVELERS COMPANIES INC	6.25	15 Jun, 2037	0.02
INTERCONTINENTAL EXCHANGE INC	2.65	15 Sep, 2040	0.02
CHARLES SCHWAB CORP	2.90	03 Mar, 2032	0.02
BUNGE LIMITED FINANCE CORP	2.75	14 May, 2031	0.02
JOHNSON & JOHNSON	4.95	01 Jun, 2034	0.02
UNITEDHEALTH GROUP INC	5.80	15 Mar, 2036	0.02
HSBC HOLDINGS PLC	2.25	22 Nov, 2027	0.02
COMCAST CORP	4.60	15 Oct, 2038	0.02
METLIFE INC	9.25	08 Apr, 2068	0.02
COOPERATIEVE RABOBANK UA	5.71	21 Jan, 2033	0.02
NEWMONT CORPORATION	2.25	01 Oct, 2030	0.02
ELEVANCE HEALTH INC	2.55	15 Mar, 2031	0.02
FORTIVE CORP	3.15	15 Jun, 2026	0.02
BANK OF NEW YORK MELLON CORP	3.85	28 Apr, 2028	0.02
CROWN CASTLE INC	2.90	01 Apr, 2041	0.02
MCDONALD'S CORP	4.45	01 Mar, 2047	0.02

Issuer Name	Coupon (%)	Maturity Date	Weight (%)
STRYKER CORP	1.95	15 Jun, 2030	0.02
NORTHERN TRUST CORP	1.95	01 May, 2030	0.02
SOCIETE GENERALE SA	3.34	21 Jan, 2033	0.02
MIZUHO FINANCIAL GROUP INC	2.20	10 Jul, 2031	0.02
BANCO SANTANDER SA	3.23	22 Nov, 2032	0.02
WESTPAC BANKING CORP	2.15	03 Jun, 2031	0.02
ORANGE SA	5.38	13 Jan, 2042	0.02
AMERICAN INTERNATIONAL GROUP INC	4.75	01 Apr, 2048	0.02
HORMEL FOODS CORP	1.80	11 Jun, 2030	0.02
MACQUARIE GROUP LTD	2.69	23 Jun, 2032	0.02
STRYKER CORP	4.62	15 Mar, 2046	0.02
HUMANA INC	5.95	15 Mar, 2034	0.02
MERCK & CO INC	2.90	10 Dec, 2061	0.02
AMERICAN TOWER CORP	5.55	15 Jul, 2033	0.02
MITSUBISHI UFJ FINANCIAL GROUP INC	2.85	19 Jan, 2033	0.02
UNITEDHEALTH GROUP INC	3.88	15 Aug, 2059	0.02
COMCAST CORP	4.95	15 Oct, 2058	0.02
ELEVANCE HEALTH INC	4.65	15 Jan, 2043	0.02
BNP PARIBAS SA	2.82	26 Jan, 2041	0.02
CITIGROUP INC	4.65	30 Jul, 2045	0.02
HP INC	2.65	17 Jun, 2031	0.02
BARCLAYS PLC	2.67	10 Mar, 2032	0.02
BANK OF NOVA SCOTIA	5.40	04 Jun, 2027	0.02
NEWMONT CORPORATION	2.60	15 Jul, 2032	0.02
VERIZON COMMUNICATIONS INC	6.55	15 Sep, 2043	0.02
BROADRIDGE FINANCIAL SOLUTIONS INC	2.60	01 May, 2031	0.02
NOMURA HOLDINGS INC	2.61	14 Jul, 2031	0.02
UNITEDHEALTH GROUP INC	4.00	15 May, 2029	0.02
JOHN DEERE CAPITAL CORP	4.85	11 Jun, 2029	0.02
ELEVANCE HEALTH INC	3.60	15 Mar, 2051	0.02
TOYOTA MOTOR CREDIT CORP	5.35	09 Jan, 2035	0.02
MERCK & CO INC	3.90	07 Mar, 2039	0.02
CITIGROUP INC	2.90	03 Nov, 2042	0.02
ROYALTY PHARMA PLC	2.20	02 Sep, 2030	0.02
EMERSON ELECTRIC CO	2.20	21 Dec, 2031	0.02
GENERAL MOTORS FINANCIAL COMPANY INC	2.70	10 Jun, 2031	0.02
PROCTER & GAMBLE CO	1.95	23 Apr, 2031	0.02
AUTODESK INC	2.40	15 Dec, 2031	0.02
AMGEN INC	4.88	01 Mar, 2053	0.02
ABN AMRO BANK NV	3.32	13 Mar, 2037	0.02
EQUINIX INC	2.50	15 May, 2031	0.02
PAYPAL HOLDINGS INC	5.15	01 Jun, 2034	0.02
MICROSOFT CORP	2.50	15 Sep, 2050	0.02

Issuer Name	Coupon (%)	Maturity Date	Weight (%)
DIGITAL REALTY TRUST LP	3.60	01 Jul, 2029	0.02
WALMART INC	4.50	09 Sep, 2052	0.02
EBAY INC	2.70	11 Mar, 2030	0.02
PFIZER INC	1.70	28 May, 2030	0.02
QUALCOMM INC	1.30	20 May, 2028	0.02
NXP BV	2.50	11 May, 2031	0.02
BROADCOM INC	4.15	15 Feb, 2028	0.02
SUMITOMO MITSUI FINANCIAL GROUP INC	5.88	13 Jul, 2026	0.02
AUSTRALIA AND NEW ZEALAND BANKING GROUP LTD (NEW YORK BRANCH)	4.62	16 Dec, 2029	0.02
LPL HOLDINGS INC	4.00	15 Mar, 2029	0.02
AIA GROUP LTD	5.62	25 Oct, 2027	0.02
EXELON CORP	5.30	15 Mar, 2033	0.02
INTERNATIONAL BUSINESS MACHINES CORP	5.00	10 Feb, 2032	0.02
SWEDBANK AB	5.47	15 Jun, 2026	0.02
JOHN DEERE CAPITAL CORP	4.90	07 Mar, 2031	0.02
PUBLIC STORAGE OPERATING CO	5.35	01 Aug, 2053	0.02
UBS AG (LONDON BRANCH)	4.50	26 Jun, 2048	0.02
BROADCOM INC	4.55	15 Feb, 2032	0.02
PNC FINANCIAL SERVICES GROUP INC	2.31	23 Apr, 2032	0.02
PFIZER INC	4.40	15 May, 2044	0.02
BECTON DICKINSON AND CO	4.68	15 Dec, 2044	0.02
MACQUARIE GROUP LTD	5.03	15 Jan, 2030	0.02
BRISTOL-MYERS SQUIBB CO	2.55	13 Nov, 2050	0.02
NXP BV	2.65	15 Feb, 2032	0.02
SMITH & NEPHEW PLC	2.03	14 Oct, 2030	0.02
SAN DIEGO GAS & ELECTRIC CO	5.40	15 Apr, 2035	0.02
UNITED PARCEL SERVICE INC	3.75	15 Nov, 2047	0.02
BANK OF NEW ZEALAND	4.85	07 Feb, 2028	0.02
ANALOG DEVICES INC	2.10	01 Oct, 2031	0.02
CANADIAN IMPERIAL BANK OF COMMERCE	5.93	02 Oct, 2026	0.02
EQUIFAX INC	2.35	15 Sep, 2031	0.02
CITIGROUP INC	3.88	24 Jan, 2039	0.02
JOHNSON & JOHNSON	3.40	15 Jan, 2038	0.02
GILEAD SCIENCES INC	1.65	01 Oct, 2030	0.02
NTT FINANCE CORP	2.06	03 Apr, 2031	0.02
BOSTON PROPERTIES LP	5.75	15 Jan, 2035	0.02
METROPOLITAN LIFE GLOBAL FUNDING I	1.88	11 Jan, 2027	0.02
GENERAL MOTORS FINANCIAL COMPANY INC	2.35	08 Jan, 2031	0.02
SANTANDER HOLDINGS USA INC	5.47	20 Mar, 2029	0.02
SUMITOMO MITSUI FINANCIAL GROUP INC	2.22	17 Sep, 2031	0.02
NATIONWIDE BUILDING SOCIETY	4.85	27 Jul, 2027	0.02
STARBUCKS CORP	3.50	15 Nov, 2050	0.02
MICRON TECHNOLOGY INC	2.70	15 Apr, 2032	0.02

Issuer Name	Coupon (%)	Maturity Date	Weight (%)
BECTON DICKINSON AND CO	1.96	11 Feb, 2031	0.02
ASTRAZENECA PLC	4.38	16 Nov, 2045	0.02
HOME DEPOT INC	4.40	15 Mar, 2045	0.02
CHUBB INA HOLDINGS LLC	6.00	11 May, 2037	0.02
CARRIER GLOBAL CORP	2.49	15 Feb, 2027	0.02
FRESENIUS MEDICAL CARE US FINANCE III INC	2.38	16 Feb, 2031	0.02
CHUBB INA HOLDINGS LLC	1.38	15 Sep, 2030	0.02
NESTLE HOLDINGS INC	1.88	14 Sep, 2031	0.02
MASSMUTUAL GLOBAL FUNDING II	5.10	09 Apr, 2027	0.02
GENERAL MOTORS FINANCIAL COMPANY INC	2.70	20 Aug, 2027	0.02
JOHNSON & JOHNSON	4.38	05 Dec, 2033	0.02
BPCE SA	3.12	19 Oct, 2032	0.02
CARGILL INC	2.12	10 Nov, 2031	0.02
COMCAST CORP	5.30	15 May, 2035	0.02
BANK OF NOVA SCOTIA	1.30	15 Sep, 2026	0.02
NESTLE HOLDINGS INC	1.25	15 Sep, 2030	0.02
PFIZER INC	1.75	18 Aug, 2031	0.02
HASBRO INC	3.90	19 Nov, 2029	0.02
ROYAL BANK OF CANADA	1.40	02 Nov, 2026	0.02
TORONTO-DOMINION BANK	4.98	05 Apr, 2027	0.02
AUTOMATIC DATA PROCESSING INC	1.25	01 Sep, 2030	0.02
BLACKROCK FINANCE INC	2.10	25 Feb, 2032	0.02
CATERPILLAR FINANCIAL SERVICES CORP	5.00	14 May, 2027	0.02
CREDIT SUISSE (USA) LLC	7.12	15 Jul, 2032	0.02
APPLIED MATERIALS INC	4.35	01 Apr, 2047	0.02
JOHNSON & JOHNSON	5.25	01 Jun, 2054	0.02
QUEST DIAGNOSTICS INC	5.00	15 Dec, 2034	0.02
COMCAST CORP	7.05	15 Mar, 2033	0.02
GLAXOSMITHKLINE CAPITAL INC	4.50	15 Apr, 2030	0.02
VERIZON COMMUNICATIONS INC	1.50	18 Sep, 2030	0.02
FISERV INC	4.75	15 Mar, 2030	0.02
EATON CORP	4.15	02 Nov, 2042	0.02
TRUIST FINANCIAL CORP	4.12	06 Jun, 2028	0.02
CSL FINANCE PLC	4.75	27 Apr, 2052	0.02
NATIONAL GRID PLC	5.81	12 Jun, 2033	0.02
HOME DEPOT INC	1.88	15 Sep, 2031	0.02
ORACLE CORP	4.50	08 Jul, 2044	0.02
O'REILLY AUTOMOTIVE INC	4.70	15 Jun, 2032	0.02
ROPER TECHNOLOGIES INC	1.75	15 Feb, 2031	0.02
BERRY GLOBAL INC	5.80	15 Jun, 2031	0.02
UNITEDHEALTH GROUP INC	4.95	15 May, 2062	0.02
HOME DEPOT INC	3.12	15 Dec, 2049	0.02
TRIMBLE INC	6.10	15 Mar, 2033	0.02

Issuer Name	Coupon (%)	Maturity Date	Weight (%)
HOME DEPOT INC	4.20	01 Apr, 2043	0.02
CROWN CASTLE INC	2.10	01 Apr, 2031	0.02
MICRON TECHNOLOGY INC	4.66	15 Feb, 2030	0.02
AMGEN INC	2.00	15 Jan, 2032	0.02
PROCTER & GAMBLE CO	2.45	03 Nov, 2026	0.02
BANK OF MONTREAL	5.51	04 Jun, 2031	0.02
CVS HEALTH CORP	2.12	15 Sep, 2031	0.02
ROYAL BANK OF CANADA	4.52	18 Oct, 2028	0.02
CONCENTRIX CORP	6.60	02 Aug, 2028	0.02
LEGAL & GENERAL GROUP PLC	5.25	21 Mar, 2047	0.02
CIGNA GROUP	3.40	15 Mar, 2050	0.02
BPCE SA	6.92	14 Jan, 2046	0.02
WASTE MANAGEMENT INC	1.50	15 Mar, 2031	0.02
BANCO BILBAO VIZCAYA ARGENTARIA SA	7.88	15 Nov, 2034	0.02
CHARTER COMMUNICATIONS OPERATING LLC	5.50	01 Apr, 2063	0.02
AMERICAN INTERNATIONAL GROUP INC	4.38	30 Jun, 2050	0.02
LLOYDS BANKING GROUP PLC	3.37	14 Dec, 2046	0.02
COSTCO WHOLESALE CORP	1.75	20 Apr, 2032	0.02
ASTRAZENECA PLC	4.00	18 Sep, 2042	0.02
EBAY INC	3.60	05 Jun, 2027	0.02
TWDC ENTERPRISES 18 CORP	4.12	01 Jun, 2044	0.02
CAPITAL ONE FINANCIAL CORP	2.36	29 Jul, 2032	0.02
METLIFE INC	6.38	15 Jun, 2034	0.02
UNITEDHEALTH GROUP INC	3.88	15 Dec, 2028	0.02
BELL TELEPHONE COMPANY OF CANADA OR BELL CANADA	5.10	11 May, 2033	0.02
WYETH LLC	6.50	01 Feb, 2034	0.02
OWENS CORNING	5.70	15 Jun, 2034	0.02
EVERSOURCE ENERGY	5.95	01 Feb, 2029	0.02
AETNA INC	6.62	15 Jun, 2036	0.02
VERIZON COMMUNICATIONS INC	5.15	15 Sep, 2050	0.02
GENERAL MOTORS CO	5.95	01 Apr, 2049	0.02
AMPHENOL CORP	2.80	15 Feb, 2030	0.02
PROCTER & GAMBLE CO	4.05	26 Jan, 2033	0.02
CHARTER COMMUNICATIONS OPERATING LLC	2.30	01 Feb, 2032	0.02
AMERICAN WATER CAPITAL CORP	6.59	15 Oct, 2037	0.02
GOLDMAN SACHS GROUP INC	5.95	15 Jan, 2027	0.02
ORANGE SA	5.50	06 Feb, 2044	0.02
QUALCOMM INC	4.50	20 May, 2052	0.02
COMCAST CORP	3.20	15 Jul, 2036	0.02
NVIDIA CORP	3.50	01 Apr, 2040	0.02
US BANCORP	3.90	26 Apr, 2028	0.02
MCDONALD'S CORP	3.50	01 Mar, 2027	0.02
DELL INTERNATIONAL LLC	8.35	15 Jul, 2046	0.02

Issuer Name	Coupon (%)	Maturity Date	Weight (%)
SIMON PROPERTY GROUP LP	3.25	13 Sep, 2049	0.02
LKQ CORP	5.75	15 Jun, 2028	0.02
KROGER CO	4.45	01 Feb, 2047	0.02
TRUIST BANK	3.80	30 Oct, 2026	0.02
PNC FINANCIAL SERVICES GROUP INC	4.63	06 Jun, 2033	0.02
AMERICAN TOWER CORP	5.65	15 Mar, 2033	0.02
NOVARTIS CAPITAL CORP	4.00	18 Sep, 2031	0.02
ONCOR ELECTRIC DELIVERY COMPANY LLC	5.65	15 Nov, 2033	0.02
INTEL CORP	4.00	05 Aug, 2029	0.02
CATERPILLAR INC	3.25	09 Apr, 2050	0.02
PRUDENTIAL FINANCIAL INC	4.35	25 Feb, 2050	0.02
NOV INC	3.95	01 Dec, 2042	0.02
MIZUHO FINANCIAL GROUP INC	5.38	10 Jul, 2030	0.02
UNILEVER CAPITAL CORP	5.00	08 Dec, 2033	0.02
BERRY GLOBAL INC	5.65	15 Jan, 2034	0.02
NVR INC	3.00	15 May, 2030	0.02
LABORATORY CORPORATION OF AMERICA HOLDINGS	4.80	01 Oct, 2034	0.02
UTAH ACQUISITION SUB INC	5.25	15 Jun, 2046	0.02
BPCE SA	3.25	11 Jan, 2028	0.02
RIO TINTO ALCAN INC	6.12	15 Dec, 2033	0.02
CIGNA GROUP	5.40	15 Mar, 2033	0.02
DAIMLER TRUCK FINANCE NORTH AMERICA LLC	5.25	13 Jan, 2030	0.02
RIO TINTO FINANCE (USA) LTD	7.12	15 Jul, 2028	0.02
AMERICAN HONDA FINANCE CORP	5.65	15 Nov, 2028	0.02
CONCENTRIX CORP	6.65	02 Aug, 2026	0.02
INTERCONTINENTAL EXCHANGE INC	3.00	15 Jun, 2050	0.02
AMERICAN HONDA FINANCE CORP	5.12	07 Jul, 2028	0.02
JOHN DEERE CAPITAL CORP	5.05	12 Jun, 2034	0.02
PFIZER INC	4.20	15 Sep, 2048	0.02
STARBUCKS CORP	4.50	15 Nov, 2048	0.02
STARBUCKS CORP	4.45	15 Aug, 2049	0.02
MCDONALD'S CORP	6.30	01 Mar, 2038	0.02
ADOBE INC	2.15	01 Feb, 2027	0.02
DEUTSCHE BANK AG (NEW YORK BRANCH)	3.04	28 May, 2032	0.02
SUMITOMO MITSUI FINANCIAL GROUP INC	5.24	15 Apr, 2030	0.02
JPMORGAN CHASE & CO	4.85	01 Feb, 2044	0.02
AERCAP IRELAND CAPITAL DAC	5.10	19 Jan, 2029	0.02
METLIFE INC	4.05	01 Mar, 2045	0.02
CITIGROUP INC	4.28	24 Apr, 2048	0.02
BANK OF NEW YORK MELLON CORP	2.05	26 Jan, 2027	0.02
ADOBE INC	4.75	17 Jan, 2028	0.02
STRYKER CORP	4.85	10 Feb, 2030	0.02
QORVO INC	4.38	15 Oct, 2029	0.02

Issuer Name	Coupon (%)	Maturity Date	Weight (%)
COMCAST CORP	2.45	15 Aug, 2052	0.02
3M CO	2.88	15 Oct, 2027	0.02
CITIGROUP INC	5.30	06 May, 2044	0.02
BROADCOM INC	5.05	15 Apr, 2030	0.02
TOYOTA MOTOR CREDIT CORP	4.65	05 Jan, 2029	0.02
MICROSOFT CORP	4.10	06 Feb, 2037	0.02
STANDARD CHARTERED PLC	7.02	08 Feb, 2030	0.02
SOCIETE GENERALE SA	4.68	15 Jun, 2027	0.02
INTEL CORP	4.95	25 Mar, 2060	0.02
KIMBERLY-CLARK CORP	6.62	01 Aug, 2037	0.02
QUEST DIAGNOSTICS INC	6.40	30 Nov, 2033	0.02
HSBC BANK USA NA	7.00	15 Jan, 2039	0.02
BLACKROCK INC	4.60	26 Jul, 2027	0.02
BOSTON PROPERTIES LP	6.50	15 Jan, 2034	0.02
TELUS CORP	3.40	13 May, 2032	0.02
AMERICAN WATER CAPITAL CORP	5.25	01 Mar, 2035	0.02
KEURIG DR PEPPER INC	4.05	15 Apr, 2032	0.02
RENASAS ELECTRONICS CORP	2.17	25 Nov, 2026	0.02
FEDEX CORP	4.55	01 Apr, 2046	0.02
TOYOTA MOTOR CREDIT CORP	4.45	29 Jun, 2029	0.02
DELL INTERNATIONAL LLC	6.20	15 Jul, 2030	0.02
CAPITAL ONE FINANCIAL CORP	6.70	29 Nov, 2032	0.02
DOW CHEMICAL CO	5.55	30 Nov, 2048	0.02
TAKE-TWO INTERACTIVE SOFTWARE INC	4.95	28 Mar, 2028	0.02
BECTON DICKINSON AND CO	4.69	13 Feb, 2028	0.02
REPUBLIC SERVICES INC	5.00	01 Apr, 2034	0.02
BOSTON PROPERTIES LP	3.40	21 Jun, 2029	0.02
STATE STREET BANK AND TRUST CO	4.78	23 Nov, 2029	0.02
SYNCHRONY FINANCIAL	5.45	06 Mar, 2031	0.02
NOMURA HOLDINGS INC	6.18	18 Jan, 2033	0.02
ISRAEL DISCOUNT BANK LTD	5.38	26 Jan, 2028	0.02
CONSOLIDATED EDISON COMPANY OF NEW YORK INC	2.40	15 Jun, 2031	0.02
AT&T INC	5.65	15 Feb, 2047	0.02
TOYOTA MOTOR CREDIT CORP	4.80	05 Jan, 2034	0.02
TAKEDA PHARMACEUTICAL CO LTD	5.65	05 Jul, 2044	0.02
PRUDENTIAL FINANCIAL INC	3.94	07 Dec, 2049	0.02
BANK OF MONTREAL	4.64	10 Sep, 2030	0.02
JOHN DEERE CAPITAL CORP	4.20	15 Jul, 2027	0.02
CITIZENS FINANCIAL GROUP INC	6.64	25 Apr, 2035	0.02
ALLY FINANCIAL INC	6.85	03 Jan, 2030	0.02
BOSTON PROPERTIES LP	6.75	01 Dec, 2027	0.02
AIR PRODUCTS AND CHEMICALS INC	2.05	15 May, 2030	0.02
CITIZENS BANK NA	4.58	09 Aug, 2028	0.02

Issuer Name	Coupon (%)	Maturity Date	Weight (%)
UNITED OVERSEAS BANK LTD	4.40	02 Apr, 2028	0.02
JOHNSON & JOHNSON	3.75	03 Mar, 2047	0.02
SVENSKA HANDELSBANKEN AB	3.95	10 Jun, 2027	0.02
HSBC HOLDINGS PLC	6.10	14 Jan, 2042	0.02
DISCOVERY COMMUNICATIONS LLC	3.62	15 May, 2030	0.02
HAT HOLDINGS I LLC	8.00	15 Jun, 2027	0.02
PROLOGIS LP	5.00	15 Mar, 2034	0.02
REVVITY INC	3.30	15 Sep, 2029	0.02
AEGON LTD	5.50	11 Apr, 2048	0.02
NOVARTIS CAPITAL CORP	2.75	14 Aug, 2050	0.02
MASSMUTUAL GLOBAL FUNDING II	4.55	07 May, 2030	0.02
SANTANDER HOLDINGS USA INC	6.34	31 May, 2035	0.02
PRUDENTIAL FINANCIAL INC	5.70	14 Dec, 2036	0.02
PROLOGIS LP	5.25	15 Mar, 2054	0.02
AMERICAN WATER CAPITAL CORP	4.45	01 Jun, 2032	0.02
PNC FINANCIAL SERVICES GROUP INC	5.94	18 Aug, 2034	0.02
GARTNER INC	4.50	01 Jul, 2028	0.02
KLA CORP	4.10	15 Mar, 2029	0.02
MOTOROLA SOLUTIONS INC	4.60	23 May, 2029	0.02
STATE STREET CORP	4.67	22 Oct, 2032	0.02
HUNTINGTON NATIONAL BANK	4.55	17 May, 2028	0.02
BANK OF NOVA SCOTIA	8.62	27 Oct, 2082	0.02
FAIRFAX FINANCIAL HOLDINGS LTD	6.00	07 Dec, 2033	0.02
LABORATORY CORPORATION OF AMERICA HOLDINGS	4.70	01 Feb, 2045	0.02
ALEXANDRIA REAL ESTATE EQUITIES INC	1.88	01 Feb, 2033	0.02
COMCAST CORP	5.65	15 Jun, 2035	0.02
ROPER TECHNOLOGIES INC	4.20	15 Sep, 2028	0.02
LPL HOLDINGS INC	6.75	17 Nov, 2028	0.02
BANK OF NOVA SCOTIA	8.00	27 Jan, 2084	0.02
EVERSOURCE ENERGY	5.12	15 May, 2033	0.02
TRANSURBAN FINANCE COMPANY PTY LTD	2.45	16 Mar, 2031	0.02
TRUIST FINANCIAL CORP	6.12	28 Oct, 2033	0.02
CREDIT AGRICOLE SA	5.51	05 Jul, 2033	0.02
MACQUARIE GROUP LTD	5.89	15 Jun, 2034	0.02
MARTIN MARIETTA MATERIALS INC	2.40	15 Jul, 2031	0.02
WALMART INC	3.05	08 Jul, 2026	0.02
MITSUBISHI UFJ FINANCIAL GROUP INC	4.08	19 Apr, 2028	0.02
J M SMUCKER CO	6.50	15 Nov, 2043	0.02
MOTOROLA SOLUTIONS INC	2.30	15 Nov, 2030	0.02
EDP FINANCE BV	1.71	24 Jan, 2028	0.02
SUMITOMO MITSUI FINANCIAL GROUP INC	5.80	13 Jul, 2028	0.02
HEWLETT PACKARD ENTERPRISE CO	6.20	15 Oct, 2035	0.02
BUNGE LIMITED FINANCE CORP	4.20	17 Sep, 2029	0.02

Issuer Name	Coupon (%)	Maturity Date	Weight (%)
REPUBLIC SERVICES INC	3.95	15 May, 2028	0.02
ONCOR ELECTRIC DELIVERY COMPANY LLC	4.95	15 Sep, 2052	0.02
MICRON TECHNOLOGY INC	5.88	09 Feb, 2033	0.02
PPG INDUSTRIES INC	3.75	15 Mar, 2028	0.02
REGIONS FINANCIAL CORP	5.72	06 Jun, 2030	0.02
BANQUE FEDERATIVE DU CREDIT MUTUEL SA	5.79	13 Jul, 2028	0.02
CROWN CASTLE INC	5.60	01 Jun, 2029	0.02
INTERCONTINENTAL EXCHANGE INC	5.25	15 Jun, 2031	0.02
NATIONAL AUSTRALIA BANK LTD	5.18	11 Jun, 2034	0.02
METLIFE CAPITAL TRUST IV	7.88	15 Dec, 2067	0.02
ZOETIS INC	5.60	16 Nov, 2032	0.02
ALLY FINANCIAL INC	7.10	15 Nov, 2027	0.02
AMERICAN TOWER CORP	5.90	15 Nov, 2033	0.02
BARCLAYS PLC	3.81	10 Mar, 2042	0.02
RENAISSANCERE HOLDINGS LTD	5.75	05 Jun, 2033	0.02
COMCAST CORP	5.10	01 Jun, 2029	0.02
AERCAP IRELAND CAPITAL DAC	6.95	10 Mar, 2055	0.02
METLIFE INC	5.88	06 Feb, 2041	0.02
ELEVANCE HEALTH INC	4.62	15 May, 2042	0.02
DEERE & CO	5.70	19 Jan, 2055	0.02
COMCAST CORP	3.30	01 Apr, 2027	0.02
BANK OF NOVA SCOTIA	5.25	12 Jun, 2028	0.02
STANDARD CHARTERED PLC	6.75	08 Feb, 2028	0.02
J M SMUCKER CO	5.90	15 Nov, 2028	0.02
INGERSOLL RAND INC	5.45	15 Jun, 2034	0.02
LLOYDS BANKING GROUP PLC	5.30	01 Dec, 2045	0.02
BRIXMOR OPERATING PARTNERSHIP LP	4.05	01 Jul, 2030	0.02
METLIFE INC	5.30	15 Dec, 2034	0.02
TORONTO-DOMINION BANK	2.00	10 Sep, 2031	0.02
SUMITOMO MITSUI FINANCIAL GROUP INC	5.32	09 Jul, 2029	0.02
MIZUHO FINANCIAL GROUP INC	5.67	13 Sep, 2033	0.02
INGERSOLL RAND INC	5.18	15 Jun, 2029	0.02
CROWN CASTLE INC	5.80	01 Mar, 2034	0.02
CREDIT AGRICOLE SA	5.37	11 Mar, 2034	0.02
EQUINIX EUROPE 2 FINANCING CORPORATION LLC	5.50	15 Jun, 2034	0.02
NATIONAL GRID PLC	5.42	11 Jan, 2034	0.02
BANCO BILBAO VIZCAYA ARGENTARIA SA	6.14	14 Sep, 2028	0.02
HUMANA INC	5.88	01 Mar, 2033	0.02
CONSOLIDATED EDISON COMPANY OF NEW YORK INC	3.95	01 Apr, 2050	0.02
UNILEVER CAPITAL CORP	2.12	06 Sep, 2029	0.02
BANK OF MONTREAL	5.37	04 Jun, 2027	0.02
SYNCHRONY FINANCIAL	5.93	02 Aug, 2030	0.02
HCA INC	5.50	01 Mar, 2032	0.02

Issuer Name	Coupon (%)	Maturity Date	Weight (%)
NATIONAL AUSTRALIA BANK LTD (NEW YORK BRANCH)	4.90	14 Jan, 2030	0.02
NIPPON LIFE INSURANCE CO	4.00	19 Sep, 2047	0.02
WASTE MANAGEMENT INC	4.95	03 Jul, 2031	0.02
ABN AMRO BANK NV	5.51	03 Dec, 2035	0.02
DELL INTERNATIONAL LLC	4.85	01 Feb, 2035	0.02
VULCAN MATERIALS CO	5.35	01 Dec, 2034	0.02
AMERICAN TOWER CORP	5.80	15 Nov, 2028	0.02
NASDAQ INC	6.10	28 Jun, 2063	0.02
BUNGE LIMITED FINANCE CORP	4.65	17 Sep, 2034	0.02
OTIS WORLDWIDE CORP	5.25	16 Aug, 2028	0.02
PROCTER & GAMBLE CO	5.55	05 Mar, 2037	0.02
MASSMUTUAL GLOBAL FUNDING II	5.05	07 Dec, 2027	0.02
TORONTO-DOMINION BANK	5.30	30 Jan, 2032	0.02
FAIRFAX FINANCIAL HOLDINGS LTD	5.62	16 Aug, 2032	0.02
ASHTREAD CAPITAL INC	5.95	15 Oct, 2033	0.02
MASTERCARD INC	3.65	01 Jun, 2049	0.02
COMCAST CORP	4.00	01 Mar, 2048	0.02
S&P GLOBAL INC	5.25	15 Sep, 2033	0.02
TOYOTA MOTOR CREDIT CORP	5.25	11 Sep, 2028	0.02
AON CORP	5.35	28 Feb, 2033	0.02
MCDONALD'S CORP	5.45	14 Aug, 2053	0.02
SKANDINAVISKA ENSKILDA BANKEN AB	5.38	05 Mar, 2029	0.02
SWEDBANK AB	5.41	14 Mar, 2029	0.02
MACQUARIE BANK LTD	5.27	02 Jul, 2027	0.02
MITSUBISHI UFJ FINANCIAL GROUP INC	5.47	13 Sep, 2033	0.02
AERCAP IRELAND CAPITAL DAC	5.38	15 Dec, 2031	0.02
INTUIT INC	5.12	15 Sep, 2028	0.02
PROLOGIS LP	4.88	15 Jun, 2028	0.02
BANK OF NEW ZEALAND	5.08	30 Jan, 2029	0.02
GENERAL MILLS INC	4.88	30 Jan, 2030	0.02
ALLY FINANCIAL INC	6.18	26 Jul, 2035	0.02
ELEMENT FLEET MANAGEMENT CORP	6.27	26 Jun, 2026	0.02
HEALTHPEAK OP LLC	5.25	15 Dec, 2032	0.02
ELEVANCE HEALTH INC	5.85	01 Nov, 2064	0.02
ICON INVESTMENTS SIX DAC	5.85	08 May, 2029	0.02
3M CO	3.38	01 Mar, 2029	0.02
CAPITAL ONE FINANCIAL CORP	7.15	29 Oct, 2027	0.02
ELEVANCE HEALTH INC	2.88	15 Sep, 2029	0.02
BARCLAYS PLC	6.04	12 Mar, 2055	0.02
CVS HEALTH CORP	5.25	30 Jan, 2031	0.02
HCA INC	5.25	01 Mar, 2030	0.02
HALEON US CAPITAL LLC	4.00	24 Mar, 2052	0.02
NIPPON LIFE INSURANCE CO	2.90	16 Sep, 2051	0.02

Issuer Name	Coupon (%)	Maturity Date	Weight (%)
EQUIFAX INC	5.10	15 Dec, 2027	0.02
UNITEDHEALTH GROUP INC	2.90	15 May, 2050	0.02
JOHNSON & JOHNSON	5.85	15 Jul, 2038	0.02
AT&T INC	4.55	09 Mar, 2049	0.02
SANTANDER HOLDINGS USA INC	5.74	20 Mar, 2031	0.02
WASTE MANAGEMENT INC	4.88	15 Feb, 2029	0.02
ERAC USA FINANCE LLC	5.00	15 Feb, 2029	0.02
DOW CHEMICAL CO	3.60	15 Nov, 2050	0.02
KEYSIGHT TECHNOLOGIES INC	5.35	30 Jul, 2030	0.02
WESTPAC BANKING CORP	5.05	16 Apr, 2029	0.02
WESTPAC NEW ZEALAND LTD	5.20	28 Feb, 2029	0.02
ABN AMRO BANK NV	4.99	03 Dec, 2028	0.02
NASDAQ INC	5.95	15 Aug, 2053	0.02
FIDELITY NATIONAL INFORMATION SERVICES INC	5.10	15 Jul, 2032	0.02
NATIONAL AUSTRALIA BANK LTD	4.95	10 Jan, 2034	0.02
METROPOLITAN LIFE GLOBAL FUNDING I	4.85	08 Jan, 2029	0.02
WASTE MANAGEMENT INC	4.95	03 Jul, 2027	0.02
ROYAL BANK OF CANADA	4.90	12 Jan, 2028	0.02
SUMITOMO MITSUI TRUST BANK LTD	5.20	07 Mar, 2029	0.02
GLOBAL PAYMENTS INC	5.40	15 Aug, 2032	0.02
TAPESTRY INC	5.10	11 Mar, 2030	0.02
ARTHUR J. GALLAGHER & CO.	4.85	15 Dec, 2029	0.02
FISERV INC	5.45	15 Mar, 2034	0.02
ELI LILLY AND CO	3.95	15 Mar, 2049	0.02
AUSTRALIA AND NEW ZEALAND BANKING GROUP LTD (NEW YORK BRANCH)	4.90	16 Jul, 2027	0.02
NATIONAL BANK OF CANADA	5.60	02 Jul, 2027	0.02
MARTIN MARIETTA MATERIALS INC	5.15	01 Dec, 2034	0.02
CUMMINS INC	5.15	20 Feb, 2034	0.02
TORONTO-DOMINION BANK	7.25	31 Jul, 2084	0.02
GENERAL MOTORS CO	6.75	01 Apr, 2046	0.02
PFIZER INC	2.70	28 May, 2050	0.02
CAMPBELL'S CO	4.75	23 Mar, 2035	0.02
ALLSTATE CORP	5.25	30 Mar, 2033	0.02
BANQUE FEDERATIVE DU CREDIT MUTUEL SA	5.19	16 Feb, 2028	0.02
CINTAS NO 2 CORP	4.00	01 May, 2032	0.02
MASTERCARD INC	4.88	09 Mar, 2028	0.02
BANK OF MONTREAL	5.00	27 Jan, 2029	0.02
KEURIG DR PEPPER INC	5.05	15 Mar, 2029	0.02
BROOKFIELD ASSET MANAGEMENT LTD	5.79	24 Apr, 2035	0.02
AMERICAN HONDA FINANCE CORP	5.05	10 Jul, 2031	0.02
RELX CAPITAL INC	5.25	27 Mar, 2035	0.02
GENERAL MILLS INC	5.25	30 Jan, 2035	0.02
ADOBE INC	4.80	04 Apr, 2029	0.02

Issuer Name	Coupon (%)	Maturity Date	Weight (%)
HOME DEPOT INC	4.90	15 Apr, 2029	0.02
PROLOGIS LP	5.12	15 Jan, 2034	0.01
CIGNA GROUP	5.12	15 May, 2031	0.01
WESTPAC NEW ZEALAND LTD	4.94	27 Feb, 2030	0.01
BANQUE FEDERATIVE DU CREDIT MUTUEL SA	1.60	04 Oct, 2026	0.01
TAPESTRY INC	5.50	11 Mar, 2035	0.01
KEYCORP	2.25	06 Apr, 2027	0.01
MASTERCARD INC	4.85	09 Mar, 2033	0.01
GENUINE PARTS CO	4.95	15 Aug, 2029	0.01
ELI LILLY AND CO	5.60	12 Feb, 2065	0.01
MIZUHO FINANCIAL GROUP INC	5.38	26 May, 2030	0.01
AMPHENOL CORP	5.00	15 Jan, 2035	0.01
LPL HOLDINGS INC	5.20	15 Mar, 2030	0.01
REPUBLIC SERVICES INC	4.88	01 Apr, 2029	0.01
JOHNSON & JOHNSON	4.55	01 Mar, 2028	0.01
COMCAST CORP	5.35	15 Nov, 2027	0.01
DAIMLER TRUCK FINANCE NORTH AMERICA LLC	5.00	15 Jan, 2027	0.01
AMERIPRISE FINANCIAL INC	5.15	15 May, 2033	0.01
AIR PRODUCTS AND CHEMICALS INC	4.60	08 Feb, 2029	0.01
ELEMENT FLEET MANAGEMENT CORP	5.64	13 Mar, 2027	0.01
BROADCOM CORP	3.50	15 Jan, 2028	0.01
ARTHUR J. GALLAGHER & CO.	4.60	15 Dec, 2027	0.01
IQVIA INC	5.70	15 May, 2028	0.01
BMW US CAPITAL LLC	5.05	21 Mar, 2030	0.01
ELEVANCE HEALTH INC	6.10	15 Oct, 2052	0.01
WILLIS NORTH AMERICA INC	5.35	15 May, 2033	0.01
ALLY FINANCIAL INC	4.75	09 Jun, 2027	0.01
ADOBE INC	4.95	04 Apr, 2034	0.01
WESTPAC NEW ZEALAND LTD	4.90	15 Feb, 2028	0.01
MIZUHO FINANCIAL GROUP INC	5.58	26 May, 2035	0.01
CRH AMERICA FINANCE INC	5.40	21 May, 2034	0.01
WASTE MANAGEMENT INC	4.62	15 Feb, 2030	0.01
CRH SMW FINANCE DAC	5.20	21 May, 2029	0.01
WILLIS NORTH AMERICA INC	4.65	15 Jun, 2027	0.01
GENERAL MOTORS CO	5.62	15 Apr, 2030	0.01
WESTPAC NEW ZEALAND LTD	5.13	26 Feb, 2027	0.01
CITIZENS FINANCIAL GROUP INC	5.25	05 Mar, 2031	0.01
ZURICH FINANCE (IRELAND) II DAC	6.25	22 Nov, 2055	0.01
GENERAL MOTORS FINANCIAL COMPANY INC	5.62	04 Apr, 2032	0.01
AMERICAN INTERNATIONAL GROUP INC	5.12	27 Mar, 2033	0.01
AMERICAN HONDA FINANCE CORP	4.90	13 Mar, 2029	0.01
ELEVANCE HEALTH INC	4.75	15 Feb, 2030	0.01
SWISS RE FINANCE LUXEMBOURG SA	5.00	02 Apr, 2049	0.01

Issuer Name	Coupon (%)	Maturity Date	Weight (%)
J B HUNT TRANSPORT SERVICES INC	4.90	15 Mar, 2030	0.01
ICON INVESTMENTS SIX DAC	5.81	08 May, 2027	0.01
BPCE SA	4.75	19 Jul, 2027	0.01
STATE STREET CORP	5.15	28 Feb, 2036	0.01
WASTE MANAGEMENT INC	4.80	15 Mar, 2032	0.01
BANK OF MONTREAL	7.30	26 Nov, 2084	0.01
NATIONAL BANK OF CANADA	4.95	01 Feb, 2028	0.01
FISERV INC	5.15	15 Mar, 2027	0.01
COMCAST CORP	4.40	15 Aug, 2035	0.01
JOHN DEERE CAPITAL CORP	4.50	08 Jan, 2027	0.01
EQUITABLE FINANCIAL LIFE GLOBAL FUNDING	5.00	27 Mar, 2030	0.01
ERAC USA FINANCE LLC	5.20	30 Oct, 2034	0.01
PARAMOUNT GLOBAL	4.95	19 May, 2050	0.01
DANSKE BANK A/S	5.02	04 Mar, 2031	0.01
KLA CORP	5.25	15 Jul, 2062	0.01
TRACTOR SUPPLY CO	5.25	15 May, 2033	0.01
KEURIG DR PEPPER INC	5.10	15 Mar, 2027	0.01
VULCAN MATERIALS CO	5.70	01 Dec, 2054	0.01
WASTE CONNECTIONS INC	5.00	01 Mar, 2034	0.01
WRKCO INC	4.90	15 Mar, 2029	0.01
PROCTER & GAMBLE CO	2.30	01 Feb, 2032	0.01
NUTRIEN LTD	4.90	27 Mar, 2028	0.01
GILEAD SCIENCES INC	4.80	15 Nov, 2029	0.01
INTUIT INC	5.25	15 Sep, 2026	0.01
KRAFT HEINZ FOODS CO	5.50	01 Jun, 2050	0.01
FIFTH THIRD BANCORP	4.89	06 Sep, 2030	0.01
BANK OF NEW YORK MELLON CORP	4.54	01 Feb, 2029	0.01
PRUDENTIAL FINANCIAL INC	5.20	14 Mar, 2035	0.01
JOHNSON & JOHNSON	4.50	01 Mar, 2027	0.01
CARDINAL HEALTH INC	5.00	15 Nov, 2029	0.01
NATWEST GROUP PLC	3.03	28 Nov, 2035	0.01
RELX CAPITAL INC	4.75	27 Mar, 2030	0.01
SWEDBANK AB	5.08	21 May, 2030	0.01
AMERIPRISE FINANCIAL INC	5.20	15 Apr, 2035	0.01
ALLY FINANCIAL INC	5.74	15 May, 2029	0.01
BMW US CAPITAL LLC	4.75	21 Mar, 2028	0.01
KEYCORP	5.12	04 Apr, 2031	0.01
O'REILLY AUTOMOTIVE INC	5.75	20 Nov, 2026	0.01
AIB GROUP PLC	5.32	15 May, 2031	0.01
HUMANA INC	5.55	01 May, 2035	0.01
MASTERCARD INC	4.10	15 Jan, 2028	0.01
CVS HEALTH CORP	6.00	01 Jun, 2044	0.01
GENERAL MOTORS CO	5.35	15 Apr, 2028	0.01

Issuer Name	Coupon (%)	Maturity Date	Weight (%)
INTERNATIONAL BUSINESS MACHINES CORP	4.75	06 Feb, 2033	0.01
ING GROEP NV	4.86	25 Mar, 2029	0.01
COMMONWEALTH BANK OF AUSTRALIA (NEW YORK BRANCH)	4.42	14 Mar, 2028	0.01
SOCIETE GENERALE SA	4.75	14 Sep, 2028	0.01
BANK OF NEW YORK MELLON CORP	5.22	20 Nov, 2035	0.01
UNITED PARCEL SERVICE INC	4.45	01 Apr, 2030	0.01
PROLOGIS LP	4.75	15 Jun, 2033	0.01
SWISS RE SUBORDINATED FINANCE PLC	5.70	05 Apr, 2035	0.01
HOME DEPOT INC	4.95	30 Sep, 2026	0.01
FEDEX CORP	4.75	15 Nov, 2045	0.01
ELEVANCE HEALTH INC	4.95	01 Nov, 2031	0.01
PROCTER & GAMBLE CO	4.55	29 Jan, 2034	0.01
AERCAP IRELAND CAPITAL DAC	4.88	01 Apr, 2028	0.01
GENERAL MOTORS CO	5.00	01 Oct, 2028	0.01
INTERNATIONAL BUSINESS MACHINES CORP	5.60	30 Nov, 2039	0.01
TOYOTA MOTOR CREDIT CORP	4.80	15 May, 2030	0.01
RIO TINTO FINANCE (USA) PLC	5.88	14 Mar, 2065	0.01
TOYOTA MOTOR CREDIT CORP	4.55	07 Aug, 2026	0.01
PROLOGIS LP	5.25	15 May, 2035	0.01
RIO TINTO FINANCE (USA) PLC	4.50	14 Mar, 2028	0.01
UNILEVER CAPITAL CORP	4.25	12 Aug, 2027	0.01
ELI LILLY AND CO	4.15	14 Aug, 2027	0.01
CME GROUP INC	4.40	15 Mar, 2030	0.01
RIO TINTO FINANCE (USA) LTD	2.75	02 Nov, 2051	0.01
COOPERATIEVE RABOBANK UA (NEW YORK BRANCH)	4.49	17 Oct, 2029	0.01
ABBVIE INC	5.60	15 Mar, 2055	0.01
MICROSOFT CORP	5.30	08 Feb, 2041	0.01
CHARTER COMMUNICATIONS OPERATING LLC	5.38	01 Apr, 2038	0.01
SHERWIN-WILLIAMS CO	2.95	15 Aug, 2029	0.01
MOTOROLA SOLUTIONS INC	2.75	24 May, 2031	0.01
AT&T INC	3.80	15 Feb, 2027	0.01
DBS GROUP HOLDINGS LTD	1.19	15 Mar, 2027	0.01
COOPERATIEVE RABOBANK UA	4.99	27 May, 2031	0.01
ROYALTY PHARMA PLC	3.30	02 Sep, 2040	0.01
COMCAST CORP	4.05	01 Nov, 2052	0.01
CISCO SYSTEMS INC	5.50	24 Feb, 2055	0.01
INTERNATIONAL BUSINESS MACHINES CORP	4.15	27 Jul, 2027	0.01
HUNTINGTON BANCSHARES INC	4.44	04 Aug, 2028	0.01
SUMITOMO MITSUI TRUST BANK LTD	4.45	10 Sep, 2027	0.01
KENVUE INC	4.85	22 May, 2032	0.01
STATE STREET CORP	4.82	26 Jan, 2034	0.01
MERCK & CO INC	6.50	01 Dec, 2033	0.01
VENTAS REALTY LP	4.40	15 Jan, 2029	0.01

Issuer Name	Coupon (%)	Maturity Date	Weight (%)
ORACLE CORP	4.65	06 May, 2030	0.01
MCDONALD'S CORP	4.60	09 Sep, 2032	0.01
AT&T INC	3.75	01 Sep, 2050	0.01
RENTOKIL TERMINIX FUNDING LLC	5.00	28 Apr, 2030	0.01
CME GROUP INC	5.30	15 Sep, 2043	0.01
WESTPAC BANKING CORP	4.60	20 Oct, 2026	0.01
NXP BV	3.88	18 Jun, 2026	0.01
BPCE SA	4.62	12 Sep, 2028	0.01
TRAVELERS COMPANIES INC	5.35	01 Nov, 2040	0.01
CATERPILLAR FINANCIAL SERVICES CORP	4.45	16 Oct, 2026	0.01
CANADIAN IMPERIAL BANK OF COMMERCE	4.63	11 Sep, 2030	0.01
AUTOZONE INC	4.75	01 Aug, 2032	0.01
VERIZON COMMUNICATIONS INC	4.12	15 Aug, 2046	0.01
GLAXOSMITHKLINE CAPITAL INC	4.88	15 Apr, 2035	0.01
SVENSKA HANDELSBANKEN AB	4.38	23 May, 2028	0.01
ORACLE CORP	4.50	06 May, 2028	0.01
AMERICAN HONDA FINANCE CORP	4.90	10 Jan, 2034	0.01
WILLIS NORTH AMERICA INC	5.90	05 Mar, 2054	0.01
SIMON PROPERTY GROUP LP	1.75	01 Feb, 2028	0.01
TOYOTA MOTOR CREDIT CORP	4.60	10 Oct, 2031	0.01
AGILENT TECHNOLOGIES INC	2.30	12 Mar, 2031	0.01
STARBUCKS CORP	4.50	15 May, 2028	0.01
CROWN CASTLE INC	3.70	15 Jun, 2026	0.01
MERCK & CO INC	4.30	17 May, 2030	0.01
AMERICAN HONDA FINANCE CORP	4.45	22 Oct, 2027	0.01
CNO FINANCIAL GROUP INC	6.45	15 Jun, 2034	0.01
WALMART INC	4.10	28 Apr, 2027	0.01
STRYKER CORP	4.25	11 Sep, 2029	0.01
CF INDUSTRIES INC	5.15	15 Mar, 2034	0.01
ROYAL BANK OF CANADA	4.51	18 Oct, 2027	0.01
STATE STREET CORP	2.20	03 Mar, 2031	0.01
WELLTOWER OP LLC	4.25	15 Apr, 2028	0.01
VMWARE LLC	4.70	15 May, 2030	0.01
SAN DIEGO GAS & ELECTRIC CO	5.35	01 Apr, 2053	0.01
INTEL CORP	3.05	12 Aug, 2051	0.01
AMERICAN HONDA FINANCE CORP	4.40	05 Sep, 2029	0.01
SUN HUNG KAI PROPERTIES (CAPITAL MARKET) LTD	2.88	21 Jan, 2030	0.01
SUMITOMO MITSUI FINANCIAL GROUP INC	3.94	19 Jul, 2028	0.01
WALMART INC	3.90	15 Apr, 2028	0.01
ABBVIE INC	4.75	15 Mar, 2045	0.01
INTERNATIONAL FLAVORS & FRAGRANCES INC	1.83	15 Oct, 2027	0.01
NATIONAL AUSTRALIA BANK LTD	3.50	10 Jan, 2027	0.01
VERIZON COMMUNICATIONS INC	3.88	01 Mar, 2052	0.01

Issuer Name	Coupon (%)	Maturity Date	Weight (%)
QUEST DIAGNOSTICS INC	2.95	30 Jun, 2030	0.01
BANK OF NEW YORK MELLON CORP	4.71	01 Feb, 2034	0.01
GARTNER INC	3.75	01 Oct, 2030	0.01
COMMONWEALTH EDISON CO	5.95	01 Jun, 2055	0.01
NATIONWIDE BUILDING SOCIETY	4.30	08 Mar, 2029	0.01
MORGAN STANLEY	6.25	09 Aug, 2026	0.01
CATERPILLAR INC	5.20	27 May, 2041	0.01
AMERICAN EXPRESS CO	4.99	26 May, 2033	0.01
MANULIFE FINANCIAL CORP	5.38	04 Mar, 2046	0.01
INTEL CORP	4.10	11 May, 2047	0.01
US BANCORP	2.68	27 Jan, 2033	0.01
AUSTRALIA AND NEW ZEALAND BANKING GROUP LTD (NEW YORK BRANCH)	3.92	30 Sep, 2027	0.01
UNITEDHEALTH GROUP INC	3.45	15 Jan, 2027	0.01
INTERNATIONAL BUSINESS MACHINES CORP	4.40	27 Jul, 2032	0.01
FERGUSON ENTERPRISES INC	5.00	03 Oct, 2034	0.01
CROWN CASTLE INC	5.10	01 May, 2033	0.01
BROADCOM INC	3.46	15 Sep, 2026	0.01
NUTRIEN LTD	5.80	27 Mar, 2053	0.01
SIMON PROPERTY GROUP LP	3.38	15 Jun, 2027	0.01
MANULIFE FINANCIAL CORP	4.06	24 Feb, 2032	0.01
KEYCORP	4.79	01 Jun, 2033	0.01
GENERAL MOTORS FINANCIAL COMPANY INC	4.00	06 Oct, 2026	0.01
EVERSOURCE ENERGY	5.95	15 Jul, 2034	0.01
AMERICAN TOWER CORP	3.55	15 Jul, 2027	0.01
MCDONALD'S CORP	4.70	09 Dec, 2035	0.01
SIMON PROPERTY GROUP LP	3.38	01 Dec, 2027	0.01
INTEL CORP	5.05	05 Aug, 2062	0.01
MYLAN INC	4.55	15 Apr, 2028	0.01
TOYOTA MOTOR CREDIT CORP	3.20	11 Jan, 2027	0.01
KEYCORP	4.10	30 Apr, 2028	0.01
ASTRAZENECA PLC	3.12	12 Jun, 2027	0.01
CENCORA INC	3.45	15 Dec, 2027	0.01
NUTRIEN LTD	4.20	01 Apr, 2029	0.01
MARTIN MARIETTA MATERIALS INC	5.50	01 Dec, 2054	0.01
GENERAL MOTORS CO	4.20	01 Oct, 2027	0.01
DH EUROPE FINANCE II SARL	2.60	15 Nov, 2029	0.01
ALEXANDRIA REAL ESTATE EQUITIES INC	2.00	18 May, 2032	0.01
AVANGRID INC	3.80	01 Jun, 2029	0.01
HCA INC	2.38	15 Jul, 2031	0.01
STRYKER CORP	4.62	11 Sep, 2034	0.01
HKT CAPITAL NO 4 LTD	3.00	14 Jul, 2026	0.01
O'REILLY AUTOMOTIVE INC	3.60	01 Sep, 2027	0.01
SUMITOMO MITSUI FINANCIAL GROUP INC	3.54	17 Jan, 2028	0.01

Issuer Name	Coupon (%)	Maturity Date	Weight (%)
PRUDENTIAL FINANCIAL INC	4.50	15 Sep, 2047	0.01
CATERPILLAR INC	2.60	09 Apr, 2030	0.01
BANK OF NEW YORK MELLON CORP	3.40	29 Jan, 2028	0.01
GENERAL MOTORS FINANCIAL COMPANY INC	5.45	06 Sep, 2034	0.01
STARBUCKS CORP	4.00	15 Nov, 2028	0.01
BANK OF NOVA SCOTIA	2.45	02 Feb, 2032	0.01
S&P GLOBAL INC	3.70	01 Mar, 2052	0.01
ONCOR ELECTRIC DELIVERY COMPANY LLC	5.55	15 Jun, 2054	0.01
BANK OF NEW YORK MELLON CORP	4.29	13 Jun, 2033	0.01
MERCK & CO INC	2.45	24 Jun, 2050	0.01
CVS HEALTH CORP	3.62	01 Apr, 2027	0.01
GENERAL MILLS INC	3.20	10 Feb, 2027	0.01
ARCH CAPITAL GROUP LTD	3.63	30 Jun, 2050	0.01
ABBVIE INC	5.35	15 Mar, 2044	0.01
MCCORMICK & COMPANY INC	3.40	15 Aug, 2027	0.01
SYSCO CORP	3.25	15 Jul, 2027	0.01
CVS HEALTH CORP	3.00	15 Aug, 2026	0.01
GOLDMAN SACHS GROUP INC	6.45	01 May, 2036	0.01
NATIONAL GRID PLC	5.60	12 Jun, 2028	0.01
AIR LEASE CORP	5.85	15 Dec, 2027	0.01
BROADCOM INC	4.00	15 Apr, 2029	0.01
APOLLO GLOBAL MANAGEMENT INC	5.80	21 May, 2054	0.01
BARCLAYS PLC	3.33	24 Nov, 2042	0.01
LOWE'S COMPANIES INC	3.35	01 Apr, 2027	0.01
CANADIAN IMPERIAL BANK OF COMMERCE	5.99	03 Oct, 2028	0.01
TRANE TECHNOLOGIES FINANCING LTD	3.80	21 Mar, 2029	0.01
EVERSOURCE ENERGY	5.85	15 Apr, 2031	0.01
CUMMINS INC	1.50	01 Sep, 2030	0.01
BIO RAD LABORATORIES INC	3.70	15 Mar, 2032	0.01
ALCON FINANCE CORP	5.38	06 Dec, 2032	0.01
CONSOLIDATED EDISON COMPANY OF NEW YORK INC	6.15	15 Nov, 2052	0.01
WESTINGHOUSE AIR BRAKE TECHNOLOGIES CORP	3.45	15 Nov, 2026	0.01
BAXTER INTERNATIONAL INC	2.60	15 Aug, 2026	0.01
BANK OF NEW YORK MELLON CORP	2.45	17 Aug, 2026	0.01
CONSOLIDATED EDISON COMPANY OF NEW YORK INC	4.45	15 Mar, 2044	0.01
CVS HEALTH CORP	6.00	01 Jun, 2063	0.01
BANK OF NOVA SCOTIA	5.45	01 Aug, 2029	0.01
GILEAD SCIENCES INC	5.60	15 Nov, 2064	0.01
BANK OF NEW YORK MELLON CORP	3.25	16 May, 2027	0.01
KKR GROUP FINANCE CO VI LLC	3.75	01 Jul, 2029	0.01
QUALCOMM INC	5.40	20 May, 2033	0.01
PROCTER & GAMBLE CO	2.85	11 Aug, 2027	0.01
MASTERCARD INC	2.95	21 Nov, 2026	0.01

Issuer Name	Coupon (%)	Maturity Date	Weight (%)
AMERICAN TOWER CORP	2.75	15 Jan, 2027	0.01
BRIXMOR OPERATING PARTNERSHIP LP	4.12	15 May, 2029	0.01
SIMON PROPERTY GROUP LP	3.25	30 Nov, 2026	0.01
SUMITOMO MITSUI FINANCIAL GROUP INC	3.35	18 Oct, 2027	0.01
ABERDEEN GROUP PLC	4.25	30 Jun, 2028	0.01
NATIONWIDE BUILDING SOCIETY	2.97	16 Feb, 2028	0.01
AUTOZONE INC	4.00	15 Apr, 2030	0.01
NXP BV	3.25	11 May, 2041	0.01
TOYOTA MOTOR CREDIT CORP	4.00	21 Mar, 2028	0.01
WASTE CONNECTIONS INC	4.20	15 Jan, 2033	0.01
HOME DEPOT INC	2.88	15 Apr, 2027	0.01
CHARLES SCHWAB CORP	3.30	01 Apr, 2027	0.01
UNILEVER CAPITAL CORP	1.75	12 Aug, 2031	0.01
WORKDAY INC	3.70	01 Apr, 2029	0.01
INTESA SANPAOLO SPA	4.00	23 Sep, 2029	0.01
ZOETIS INC	3.00	12 Sep, 2027	0.01
ECOLAB INC	2.70	01 Nov, 2026	0.01
KROGER CO	2.65	15 Oct, 2026	0.01
MIZUHO FINANCIAL GROUP INC	5.59	10 Jul, 2035	0.01
UNITED PARCEL SERVICE INC	3.40	15 Mar, 2029	0.01
ADOBE INC	4.95	17 Jan, 2030	0.01
PNC FINANCIAL SERVICES GROUP INC	3.15	19 May, 2027	0.01
MACQUARIE GROUP LTD	3.76	28 Nov, 2028	0.01
KEYBANK NA	4.90	08 Aug, 2032	0.01
GLOBAL PAYMENTS INC	5.95	15 Aug, 2052	0.01
WASTE MANAGEMENT INC	3.15	15 Nov, 2027	0.01
AON CORP	3.75	02 May, 2029	0.01
TRAVELERS COMPANIES INC	5.45	25 May, 2053	0.01
DOW CHEMICAL CO	9.40	15 May, 2039	0.01
PRUDENTIAL FINANCIAL INC	3.70	01 Oct, 2050	0.01
RAYMOND JAMES FINANCIAL INC	4.95	15 Jul, 2046	0.01
TARGET CORP	4.50	15 Sep, 2034	0.01
ROGERS COMMUNICATIONS INC	3.70	15 Nov, 2049	0.01
METROPOLITAN LIFE GLOBAL FUNDING I	3.00	19 Sep, 2027	0.01
DELL INTERNATIONAL LLC	3.38	15 Dec, 2041	0.01
MONDELEZ INTERNATIONAL INC	2.62	17 Mar, 2027	0.01
CHARLES SCHWAB CORP	1.95	01 Dec, 2031	0.01
CROWN CASTLE INC	2.90	15 Mar, 2027	0.01
BRITISH TELECOMMUNICATIONS PLC	5.12	04 Dec, 2028	0.01
CIGNA GROUP	3.88	15 Oct, 2047	0.01
ABN AMRO BANK NV	1.54	16 Jun, 2027	0.01
MIZUHO FINANCIAL GROUP INC	5.74	27 May, 2031	0.01
KENVUE INC	5.10	22 Mar, 2043	0.01

Issuer Name	Coupon (%)	Maturity Date	Weight (%)
FRANKLIN RESOURCES INC	1.60	30 Oct, 2030	0.01
HUMANA INC	3.70	23 Mar, 2029	0.01
AUTOZONE INC	5.40	15 Jul, 2034	0.01
APPLIED MATERIALS INC	4.80	15 Jun, 2029	0.01
EQUIFAX INC	5.10	01 Jun, 2028	0.01
HOME DEPOT INC	2.50	15 Apr, 2027	0.01
BANK OF NOVA SCOTIA	1.35	24 Jun, 2026	0.01
TRANE TECHNOLOGIES FINANCING LTD	5.25	03 Mar, 2033	0.01
AIR LEASE CORP	2.20	15 Jan, 2027	0.01
STATE STREET CORP	4.16	04 Aug, 2033	0.01
JOHNSON CONTROLS INTERNATIONAL PLC	5.50	19 Apr, 2029	0.01
FISERV INC	5.38	21 Aug, 2028	0.01
PUBLIC STORAGE OPERATING CO	5.10	01 Aug, 2033	0.01
GLOBAL PAYMENTS INC	2.15	15 Jan, 2027	0.01
CANADIAN IMPERIAL BANK OF COMMERCE	1.25	22 Jun, 2026	0.01
VERALTO CORP	5.45	18 Sep, 2033	0.01
VULCAN MATERIALS CO	3.50	01 Jun, 2030	0.01
TOYOTA MOTOR CREDIT CORP	4.95	09 Jan, 2030	0.01
PHARMACIA LLC	6.60	01 Dec, 2028	0.01
TORONTO-DOMINION BANK	1.95	12 Jan, 2027	0.01
BANK OF NOVA SCOTIA	1.95	02 Feb, 2027	0.01
MICRON TECHNOLOGY INC	5.33	06 Feb, 2029	0.01
INGERSOLL RAND INC	5.20	15 Jun, 2027	0.01
TOYOTA MOTOR CREDIT CORP	1.90	13 Jan, 2027	0.01
ROYAL BANK OF CANADA	1.15	14 Jul, 2026	0.01
VERALTO CORP	5.35	18 Sep, 2028	0.01
AIR LEASE CORP	5.30	01 Feb, 2028	0.01
AMERICAN TOWER CORP	5.50	15 Mar, 2028	0.01
OWENS CORNING	5.95	15 Jun, 2054	0.01
JOHN DEERE CAPITAL CORP	4.90	11 Jun, 2027	0.01
AMGEN INC	4.20	01 Mar, 2033	0.01
AVIATION CAPITAL GROUP LLC	1.95	20 Sep, 2026	0.01
COOPERATIEVE RABOBANK UA (NEW YORK BRANCH)	4.88	21 Jan, 2028	0.01
SYSCO CORP	5.10	23 Sep, 2030	0.01
FIFTH THIRD BANCORP	2.55	05 May, 2027	0.01
MICROSOFT CORP	3.40	15 Sep, 2026	0.01
UNITEDHEALTH GROUP INC	6.62	15 Nov, 2037	0.01
BANK OF NEW YORK MELLON CORP	3.30	23 Aug, 2029	0.01
UNITEDHEALTH GROUP INC	2.75	15 May, 2040	0.01
SABRA HEALTH CARE LP	3.20	01 Dec, 2031	0.01
KELLANOVA	7.45	01 Apr, 2031	0.01
BRISTOL-MYERS SQUIBB CO	3.90	15 Mar, 2062	0.01
EBAY INC	3.65	10 May, 2051	0.01

Issuer Name	Coupon (%)	Maturity Date	Weight (%)
UNILEVER CAPITAL CORP	4.88	08 Sep, 2028	0.01
DH EUROPE FINANCE II SARL	3.25	15 Nov, 2039	0.01
SKANDINAVISKA ENSKILDA BANKEN AB	1.20	09 Sep, 2026	0.01
BIOGEN INC	6.45	15 May, 2055	0.01
SVENSKA HANDELSBANKEN AB	5.25	15 Jun, 2026	0.01
SUMITOMO MITSUI TRUST BANK LTD	1.35	16 Sep, 2026	0.01
AMERICAN HONDA FINANCE CORP	1.30	09 Sep, 2026	0.01
MACQUARIE BANK LTD	5.21	15 Jun, 2026	0.01
DR HORTON INC	5.50	15 Oct, 2035	0.01
TOYOTA MOTOR CREDIT CORP	5.45	10 Nov, 2027	0.01
FIDELITY NATIONAL INFORMATION SERVICES INC	2.25	01 Mar, 2031	0.01
WALMART INC	3.25	08 Jul, 2029	0.01
ELI LILLY AND CO	5.20	14 Aug, 2064	0.01
AMERICAN HONDA FINANCE CORP	4.90	09 Jul, 2027	0.01
DAIMLER TRUCK FINANCE NORTH AMERICA LLC	4.95	13 Jan, 2028	0.01
APTIV SWISS HOLDINGS LTD	3.25	01 Mar, 2032	0.01
AMGEN INC	3.00	22 Feb, 2029	0.01
GATX CORP	6.05	05 Jun, 2054	0.01
CHUBB INA HOLDINGS LLC	4.65	15 Aug, 2029	0.01
GILEAD SCIENCES INC	2.60	01 Oct, 2040	0.01
KRAFT HEINZ FOODS CO	3.75	01 Apr, 2030	0.01
ECOLAB INC	4.80	24 Mar, 2030	0.01
APTIV SWISS HOLDINGS LTD	4.15	01 May, 2052	0.01
WALT DISNEY CO	4.62	23 Mar, 2040	0.01
S&P GLOBAL INC	4.75	01 Aug, 2028	0.01
ALEXANDRIA REAL ESTATE EQUITIES INC	4.90	15 Dec, 2030	0.01
REPUBLIC SERVICES INC	5.15	15 Mar, 2035	0.01
ICL GROUP LTD	6.38	31 May, 2038	0.01
TEXAS INSTRUMENTS INC	4.60	15 Feb, 2028	0.01
BANQUE FEDERATIVE DU CREDIT MUTUEL SA	5.09	23 Jan, 2027	0.01
DOW CHEMICAL CO	2.10	15 Nov, 2030	0.01
MITSUBISHI UFJ FINANCIAL GROUP INC	5.24	19 Apr, 2029	0.01
HCA INC	5.00	01 Mar, 2028	0.01
VIATRIS INC	2.30	22 Jun, 2027	0.01
SOCIETE GENERALE SA	3.62	01 Mar, 2041	0.01
BOSTON PROPERTIES LP	2.55	01 Apr, 2032	0.01
DEUTSCHE BANK AG	5.20	14 Dec, 2026	0.01
STRYKER CORP	4.70	10 Feb, 2028	0.01
DOW CHEMICAL CO	7.38	01 Nov, 2029	0.01
AMERICAN WATER CAPITAL CORP	5.15	01 Mar, 2034	0.01
TEXAS INSTRUMENTS INC	5.15	08 Feb, 2054	0.01
EMERSON ELECTRIC CO	0.88	15 Oct, 2026	0.01
AGCO CORP	5.80	21 Mar, 2034	0.01

Issuer Name	Coupon (%)	Maturity Date	Weight (%)
HUMANA INC	1.35	03 Feb, 2027	0.01
ELEVANCE HEALTH INC	4.55	01 Mar, 2048	0.01
BELL TELEPHONE COMPANY OF CANADA OR BELL CANADA	5.55	15 Feb, 2054	0.01
CARGILL INC	4.62	11 Feb, 2028	0.01
KIMBERLY-CLARK CORP	3.10	26 Mar, 2030	0.01
AERCAP IRELAND CAPITAL DAC	5.30	19 Jan, 2034	0.01
WELLTOWER OP LLC	3.10	15 Jan, 2030	0.01
PACCAR FINANCIAL CORP	4.45	06 Aug, 2027	0.01
COOPERATIEVE RABOBANK UA (NEW YORK BRANCH)	5.50	05 Oct, 2026	0.01
MIZUHO FINANCIAL GROUP INC	3.15	16 Jul, 2030	0.01
PPL ELECTRIC UTILITIES CORP	5.25	15 May, 2053	0.01
PFIZER INC	2.55	28 May, 2040	0.01
PRUDENTIAL FINANCIAL INC	3.90	07 Dec, 2047	0.01
FIFTH THIRD BANK NA	4.97	28 Jan, 2028	0.01
VERIZON COMMUNICATIONS INC	5.01	21 Aug, 2054	0.01
CENCORA INC	5.15	15 Feb, 2035	0.01
INTEL CORP	4.00	15 Dec, 2032	0.01
VERALTO CORP	5.50	18 Sep, 2026	0.01
AMPHENOL CORP	5.05	05 Apr, 2027	0.01
WASTE MANAGEMENT INC	4.65	15 Mar, 2030	0.01
DOLLAR TREE INC	2.65	01 Dec, 2031	0.01
JERSEY CENTRAL POWER & LIGHT CO	5.10	15 Jan, 2035	0.01
MICROSOFT CORP	4.20	03 Nov, 2035	0.01
CSL FINANCE PLC	5.42	03 Apr, 2054	0.01
DNB BANK ASA	1.60	30 Mar, 2028	0.01
VERIZON COMMUNICATIONS INC	2.85	03 Sep, 2041	0.01
GENERAL MOTORS CO	5.00	01 Apr, 2035	0.01
MIZUHO FINANCIAL GROUP INC	5.10	13 May, 2031	0.01
MANULIFE FINANCIAL CORP	3.70	16 Mar, 2032	0.01
HUNTSMAN INTERNATIONAL LLC	4.50	01 May, 2029	0.01
BPCE SA	3.65	14 Jan, 2037	0.01
ARES MANAGEMENT CORP	5.60	11 Oct, 2054	0.01
AMERICAN HONDA FINANCE CORP	4.90	12 Mar, 2027	0.01
ELI LILLY AND CO	2.25	15 May, 2050	0.01
MARVELL TECHNOLOGY INC	2.45	15 Apr, 2028	0.01
MOTOROLA SOLUTIONS INC	4.60	23 Feb, 2028	0.01
OMNICOM GROUP INC	2.60	01 Aug, 2031	0.01
GOLDMAN SACHS GROUP INC	4.39	15 Jun, 2027	0.01
BROADRIDGE FINANCIAL SOLUTIONS INC	2.90	01 Dec, 2029	0.01
HOME DEPOT INC	2.38	15 Mar, 2051	0.01
VERISK ANALYTICS INC	5.25	15 Mar, 2035	0.01
UNITEDHEALTH GROUP INC	3.75	15 Oct, 2047	0.01
ORIX CORP	4.65	10 Sep, 2029	0.01

Issuer Name	Coupon (%)	Maturity Date	Weight (%)
BELL TELEPHONE COMPANY OF CANADA OR BELL CANADA	5.20	15 Feb, 2034	0.01
PROLOGIS LP	5.00	31 Jan, 2035	0.01
CROWN CASTLE INC	3.30	01 Jul, 2030	0.01
MERCK & CO INC	2.35	24 Jun, 2040	0.01
NORDEA BANK ABP	4.38	10 Sep, 2029	0.01
AMGEN INC	4.20	22 Feb, 2052	0.01
HEALTHPEAK OP LLC	3.00	15 Jan, 2030	0.01
WALMART INC	2.50	22 Sep, 2041	0.01
ZIMMER BIOMET HOLDINGS INC	5.20	15 Sep, 2034	0.01
BROADCOM INC	1.95	15 Feb, 2028	0.01
RALPH LAUREN CORP	2.95	15 Jun, 2030	0.01
REINSURANCE GROUP OF AMERICA INC	6.65	15 Sep, 2055	0.01
AIA GROUP LTD	5.40	30 Sep, 2054	0.01
WESTPAC BANKING CORP	2.65	16 Jan, 2030	0.01
CUMMINS INC	4.70	15 Feb, 2031	0.01
KEURIG DR PEPPER INC	3.20	01 May, 2030	0.01
TOYOTA MOTOR CREDIT CORP	1.90	06 Apr, 2028	0.01
KONINKLIJKE KPN NV	8.38	01 Oct, 2030	0.01
STATE STREET CORP	4.54	24 Apr, 2028	0.01
KEYSIGHT TECHNOLOGIES INC	4.60	06 Apr, 2027	0.01
INTEL CORP	4.80	01 Oct, 2041	0.01
DAIMLER TRUCK FINANCE NORTH AMERICA LLC	2.38	14 Dec, 2028	0.01
OMEGA HEALTHCARE INVESTORS INC	4.50	01 Apr, 2027	0.01
AMERICAN TOWER CORP	2.90	15 Jan, 2030	0.01
AMERICAN HONDA FINANCE CORP	2.00	24 Mar, 2028	0.01
ROPER TECHNOLOGIES INC	3.80	15 Dec, 2026	0.01
CATERPILLAR INC	3.25	19 Sep, 2049	0.01
TRUIST FINANCIAL CORP	1.12	03 Aug, 2027	0.01
HORMEL FOODS CORP	1.70	03 Jun, 2028	0.01
RELX CAPITAL INC	3.00	22 May, 2030	0.01
AMERICAN HONDA FINANCE CORP	4.85	23 Oct, 2031	0.01
INTESA SANPAOLO SPA	4.20	01 Jun, 2032	0.01
DOLLAR GENERAL CORP	5.00	01 Nov, 2032	0.01
TOYOTA MOTOR CREDIT CORP	4.55	17 May, 2030	0.01
CF INDUSTRIES INC	5.38	15 Mar, 2044	0.01
AMERICAN HONDA FINANCE CORP	4.40	05 Oct, 2026	0.01
YARA INTERNATIONAL ASA	3.15	04 Jun, 2030	0.01
AMERICAN HONDA FINANCE CORP	4.60	17 Apr, 2030	0.01
PROGRESSIVE CORP	4.12	15 Apr, 2047	0.01
CATERPILLAR FINANCIAL SERVICES CORP	1.10	14 Sep, 2027	0.01
AIR LEASE CORP	3.12	01 Dec, 2030	0.01
LOWE'S COMPANIES INC	2.80	15 Sep, 2041	0.01
DELL INTERNATIONAL LLC	4.35	01 Feb, 2030	0.01

Issuer Name	Coupon (%)	Maturity Date	Weight (%)
GILEAD SCIENCES INC	1.20	01 Oct, 2027	0.01
AMERICAN TOWER CORP	3.10	15 Jun, 2050	0.01
HOME DEPOT INC	3.50	15 Sep, 2056	0.01
MERCK & CO INC	4.90	17 May, 2044	0.01
JOHNSON & JOHNSON	2.45	01 Sep, 2060	0.01
CARRIER GLOBAL CORP	6.20	15 Mar, 2054	0.01
CITIZENS FINANCIAL GROUP INC	3.25	30 Apr, 2030	0.01
ESTEE LAUDER COMPANIES INC	4.38	15 May, 2028	0.01
MONDELEZ INTERNATIONAL INC	4.25	06 May, 2028	0.01
CROWN CASTLE INC	5.20	01 Sep, 2034	0.01
STATE STREET CORP	2.40	24 Jan, 2030	0.01
PROCTER & GAMBLE CO	4.05	01 May, 2030	0.01
MIZUHO FINANCIAL GROUP INC	1.98	08 Sep, 2031	0.01
SUMITOMO MITSUI FINANCIAL GROUP INC	5.85	13 Jul, 2030	0.01
KENVUE INC	5.20	22 Mar, 2063	0.01
FIDELITY NATIONAL INFORMATION SERVICES INC	1.65	01 Mar, 2028	0.01
HOST HOTELS & RESORTS LP	3.50	15 Sep, 2030	0.01
CVS HEALTH CORP	5.30	05 Dec, 2043	0.01
PNC BANK NA (DELAWARE)	2.70	22 Oct, 2029	0.01
ALEXANDRIA REAL ESTATE EQUITIES INC	3.38	15 Aug, 2031	0.01
CATERPILLAR FINANCIAL SERVICES CORP	3.60	12 Aug, 2027	0.01
EXPERIAN FINANCE PLC	2.75	08 Mar, 2030	0.01
GENERAL MILLS INC	2.88	15 Apr, 2030	0.01
TEXAS INSTRUMENTS INC	2.25	04 Sep, 2029	0.01
BRISTOL-MYERS SQUIBB CO	5.00	15 Aug, 2045	0.01
BPCE SA	2.70	01 Oct, 2029	0.01
SIMON PROPERTY GROUP LP	2.65	15 Jul, 2030	0.01
MONDELEZ INTERNATIONAL INC	2.75	13 Apr, 2030	0.01
HOST HOTELS & RESORTS LP	5.50	15 Apr, 2035	0.01
SUMITOMO MITSUI FINANCIAL GROUP INC	5.78	13 Jul, 2033	0.01
BUNGE LIMITED FINANCE CORP	3.25	15 Aug, 2026	0.01
COMMONWEALTH BANK OF AUSTRALIA	1.88	15 Sep, 2031	0.01
SAN DIEGO GAS & ELECTRIC CO	1.70	01 Oct, 2030	0.01
PAYPAL HOLDINGS INC	3.25	01 Jun, 2050	0.01
ONCOR ELECTRIC DELIVERY COMPANY LLC	4.55	15 Sep, 2032	0.01
CARLISLE COMPANIES INC	2.75	01 Mar, 2030	0.01
DR HORTON INC	5.00	15 Oct, 2034	0.01
VMWARE LLC	1.80	15 Aug, 2028	0.01
AMERICAN TOWER CORP	3.60	15 Jan, 2028	0.01
DENTSPLY SIRONA INC	3.25	01 Jun, 2030	0.01
MCDONALD'S CORP	5.15	09 Sep, 2052	0.01
TARGET CORP	2.35	15 Feb, 2030	0.01
AMERICAN TOWER CORP	1.88	15 Oct, 2030	0.01

Issuer Name	Coupon (%)	Maturity Date	Weight (%)
ANALOG DEVICES INC	1.70	01 Oct, 2028	0.01
MOSAIC CO	4.05	15 Nov, 2027	0.01
XILINX INC	2.38	01 Jun, 2030	0.01
AIRCASTLE LTD	6.50	18 Jul, 2028	0.01
PARKER-HANNIFIN CORP	3.25	01 Mar, 2027	0.01
ELEVANCE HEALTH INC	4.65	15 Aug, 2044	0.01
KEYCORP	2.55	01 Oct, 2029	0.01
COMCAST CORP	6.50	15 Nov, 2035	0.01
BLACKROCK FINANCE INC	3.20	15 Mar, 2027	0.01
BECTON DICKINSON AND CO	2.82	20 May, 2030	0.01
CHARLES SCHWAB CORP	3.20	25 Jan, 2028	0.01
SIMON PROPERTY GROUP LP	6.75	01 Feb, 2040	0.01
METLIFE INC	6.50	15 Dec, 2032	0.01
ALLY FINANCIAL INC	2.20	02 Nov, 2028	0.01
GILEAD SCIENCES INC	4.00	01 Sep, 2036	0.01
JOHNSON & JOHNSON	2.10	01 Sep, 2040	0.01
LAM RESEARCH CORP	4.88	15 Mar, 2049	0.01
STANDARD CHARTERED PLC	3.60	12 Jan, 2033	0.01
HUNTINGTON BANCSHARES INC	2.55	04 Feb, 2030	0.01
ESTEE LAUDER COMPANIES INC	4.65	15 May, 2033	0.01
HCA INC	6.10	01 Apr, 2064	0.01
EATON CORP	3.10	15 Sep, 2027	0.01
WELLTOWER OP LLC	2.80	01 Jun, 2031	0.01
EXELON CORP	5.10	15 Jun, 2045	0.01
CITIGROUP INC	6.00	31 Oct, 2033	0.01
PIEDMONT OPERATING PARTNERSHIP LP	9.25	20 Jul, 2028	0.01
COMMONWEALTH BANK OF AUSTRALIA	3.15	19 Sep, 2027	0.01
PNC BANK NA (DELAWARE)	3.25	22 Jan, 2028	0.01
BANK OF NOVA SCOTIA	2.95	11 Mar, 2027	0.01
SONOCO PRODUCTS CO	5.00	01 Sep, 2034	0.01
CONSOLIDATED EDISON COMPANY OF NEW YORK INC	6.75	01 Apr, 2038	0.01
AMGEN INC	5.15	15 Nov, 2041	0.01
NSTAR ELECTRIC CO	3.20	15 May, 2027	0.01
METLIFE INC	10.75	01 Aug, 2069	0.01
BANCO SANTANDER SA	2.96	25 Mar, 2031	0.01
AT&T INC	5.15	15 Nov, 2046	0.01
UNILEVER CAPITAL CORP	2.00	28 Jul, 2026	0.01
FERGUSON FINANCE PLC	4.65	20 Apr, 2032	0.01
WALT DISNEY CO	6.15	15 Feb, 2041	0.01
EVEREST REINSURANCE HOLDINGS INC	3.50	15 Oct, 2050	0.01
CARRIER GLOBAL CORP	2.70	15 Feb, 2031	0.01
AMERICAN WATER CAPITAL CORP	5.45	01 Mar, 2054	0.01
MICROSOFT CORP	4.50	06 Feb, 2057	0.01

Issuer Name	Coupon (%)	Maturity Date	Weight (%)
SIMON PROPERTY GROUP LP	5.50	08 Mar, 2033	0.01
BALTIMORE GAS AND ELECTRIC CO	5.40	01 Jun, 2053	0.01
ROYALTY PHARMA PLC	3.55	02 Sep, 2050	0.01
WILLIS NORTH AMERICA INC	2.95	15 Sep, 2029	0.01
MAGNA INTERNATIONAL INC	2.45	15 Jun, 2030	0.01
CF INDUSTRIES INC	4.95	01 Jun, 2043	0.01
TOYOTA MOTOR CREDIT CORP	2.15	13 Feb, 2030	0.01
MARVELL TECHNOLOGY INC	2.95	15 Apr, 2031	0.01
COMCAST CORP	6.45	15 Mar, 2037	0.01
3M CO	3.25	26 Aug, 2049	0.01
ALCON FINANCE CORP	2.60	27 May, 2030	0.01
RYDER SYSTEM INC	5.25	01 Jun, 2028	0.01
MCDONALD'S CORP	2.12	01 Mar, 2030	0.01
HUMANA INC	5.50	15 Mar, 2053	0.01
STARBUCKS CORP	2.25	12 Mar, 2030	0.01
ELEVANCE HEALTH INC	5.50	15 Oct, 2032	0.01
BOSTON PROPERTIES LP	2.45	01 Oct, 2033	0.01
AON NORTH AMERICA INC	5.30	01 Mar, 2031	0.01
DOW CHEMICAL CO	5.25	15 Nov, 2041	0.01
CARGILL INC	2.12	23 Apr, 2030	0.01
WALT DISNEY CO	5.40	01 Oct, 2043	0.01
DICK'S SPORTING GOODS INC	3.15	15 Jan, 2032	0.01
VERISIGN, INC	2.70	15 Jun, 2031	0.01
KIMBERLY-CLARK CORP	3.20	25 Apr, 2029	0.01
AMERICAN TOWER CORP	5.45	15 Feb, 2034	0.01
ALEXANDRIA REAL ESTATE EQUITIES INC	3.55	15 Mar, 2052	0.01
RYDER SYSTEM INC	6.60	01 Dec, 2033	0.01
MONDELEZ INTERNATIONAL INC	3.00	17 Mar, 2032	0.01
AMERICAN TOWER CORP	5.25	15 Jul, 2028	0.01
NOVARTIS CAPITAL CORP	4.70	18 Sep, 2054	0.01
EATON CORP	4.00	02 Nov, 2032	0.01
ALEXANDRIA REAL ESTATE EQUITIES INC	2.95	15 Mar, 2034	0.01
REPUBLIC SERVICES INC	5.00	15 Dec, 2033	0.01
TD SYNnex CORP	1.75	09 Aug, 2026	0.01
BANK OF EAST ASIA LTD	6.75	27 Jun, 2034	0.01
DXC TECHNOLOGY CO	1.80	15 Sep, 2026	0.01
ARTHUR J. GALLAGHER & CO.	6.75	15 Feb, 2054	0.01
CHUBB INA HOLDINGS LLC	6.50	15 May, 2038	0.01
INTERNATIONAL BUSINESS MACHINES CORP	4.90	27 Jul, 2052	0.01
HONDA MOTOR CO LTD	2.97	10 Mar, 2032	0.01
EVERSOURCE ENERGY	5.50	01 Jan, 2034	0.01
AON CORP	3.90	28 Feb, 2052	0.01
PNC FINANCIAL SERVICES GROUP INC	1.15	13 Aug, 2026	0.01

Issuer Name	Coupon (%)	Maturity Date	Weight (%)
MITSUBISHI UFJ FINANCIAL GROUP INC	4.32	19 Apr, 2033	0.01
HOWMET AEROSPACE INC	5.95	01 Feb, 2037	0.01
CARDINAL HEALTH INC	5.12	15 Feb, 2029	0.01
AMERICAN TOWER CORP	2.95	15 Jan, 2051	0.01
ING GROEP NV	2.73	01 Apr, 2032	0.01
ASB BANK LTD	1.62	22 Oct, 2026	0.01
HOWMET AEROSPACE INC	3.00	15 Jan, 2029	0.01
METROPOLITAN LIFE GLOBAL FUNDING I	5.05	11 Jun, 2027	0.01
COMMONWEALTH EDISON CO	5.90	15 Mar, 2036	0.01
REINSURANCE GROUP OF AMERICA INC	5.75	15 Sep, 2034	0.01
AMERICAN TOWER CORP	5.20	15 Feb, 2029	0.01
NUTRIEN LTD	5.00	01 Apr, 2049	0.01
CME GROUP INC	2.65	15 Mar, 2032	0.01
EXELON CORP	5.45	15 Mar, 2034	0.01
ASTRAZENECA FINANCE LLC	4.90	03 Mar, 2030	0.01
LAM RESEARCH CORP	1.90	15 Jun, 2030	0.01
EXELON CORP	5.15	15 Mar, 2029	0.01
STANLEY BLACK & DECKER INC	2.30	15 Mar, 2030	0.01
ZOETIS INC	2.00	15 May, 2030	0.01
AIR LEASE CORP	2.88	15 Jan, 2032	0.01
VODAFONE GROUP PLC	5.62	10 Feb, 2053	0.01
KEURIG DR PEPPER INC	5.30	15 Mar, 2034	0.01
EBAY INC	2.60	10 May, 2031	0.01
ASB BANK LTD	5.35	15 Jun, 2026	0.01
MASSMUTUAL GLOBAL FUNDING II	4.85	17 Jan, 2029	0.01
AMERICAN TOWER CORP	2.10	15 Jun, 2030	0.01
BPCE SA	5.20	18 Jan, 2027	0.01
EAGLE MATERIALS INC	2.50	01 Jul, 2031	0.01
BIOGEN INC	5.75	15 May, 2035	0.01
JOHN DEERE CAPITAL CORP	4.90	03 Mar, 2028	0.01
APPLIED MATERIALS INC	1.75	01 Jun, 2030	0.01
NOMURA HOLDINGS INC	3.00	22 Jan, 2032	0.01
MONDELEZ INTERNATIONAL INC	2.62	04 Sep, 2050	0.01
MARSH & MCLENNAN COMPANIES INC	2.25	15 Nov, 2030	0.01
ASTRAZENECA FINANCE LLC	2.25	28 May, 2031	0.01
TEXAS INSTRUMENTS INC	4.60	08 Feb, 2029	0.01
TRUIST FINANCIAL CORP	1.95	05 Jun, 2030	0.01
VERIZON COMMUNICATIONS INC	7.75	01 Dec, 2030	0.01
ONCOR ELECTRIC DELIVERY COMPANY LLC	5.35	01 Apr, 2035	0.01
JOHNSON CONTROLS INTERNATIONAL PLC	4.90	01 Dec, 2032	0.01
CDW LLC	3.25	15 Feb, 2029	0.01
COMCAST CORP	4.00	15 Aug, 2047	0.01
SODEXO INC	2.72	16 Apr, 2031	0.01

Issuer Name	Coupon (%)	Maturity Date	Weight (%)
QUANTA SERVICES INC	5.25	09 Aug, 2034	0.01
FLEX LTD	4.88	15 Jun, 2029	0.01
TEXAS INSTRUMENTS INC	3.88	15 Mar, 2039	0.01
SKANDINAVISKA ENSKILDA BANKEN AB	5.12	05 Mar, 2027	0.01
INTEL CORP	4.90	29 Jul, 2045	0.01
TEXAS INSTRUMENTS INC	1.75	04 May, 2030	0.01
BPCE SA	5.28	30 May, 2029	0.01
COMCAST CORP	4.60	15 Aug, 2045	0.01
SWEDBANK AB	5.00	20 Nov, 2029	0.01
BALTIMORE GAS AND ELECTRIC CO	5.45	01 Jun, 2035	0.01
STATE STREET CORP	4.73	28 Feb, 2030	0.01
DEERE & CO	3.10	15 Apr, 2030	0.01
COOPERATIEVE RABOBANK UA (NEW YORK BRANCH)	5.04	05 Mar, 2027	0.01
BANK OF AMERICA CORP	3.48	13 Mar, 2052	0.01
FORTUNE BRANDS INNOVATIONS INC	3.25	15 Sep, 2029	0.01
ASB BANK LTD	5.40	29 Nov, 2027	0.01
CHARLES SCHWAB CORP	2.30	13 May, 2031	0.01
RIO TINTO FINANCE (USA) PLC	5.00	09 Mar, 2033	0.01
METLIFE INC	4.60	13 May, 2046	0.01
ABN AMRO BANK NV	4.72	22 Jan, 2027	0.01
SMITH & NEPHEW PLC	5.40	20 Mar, 2034	0.01
AMERICAN INTERNATIONAL GROUP INC	4.50	16 Jul, 2044	0.01
AUSTRALIA AND NEW ZEALAND BANKING GROUP LTD (NEW YORK BRANCH)	4.42	16 Dec, 2026	0.01
TOYOTA MOTOR CREDIT CORP	4.60	08 Jan, 2027	0.01
AMERICAN TOWER CORP	4.90	15 Mar, 2030	0.01
INTEL CORP	4.60	25 Mar, 2040	0.01
HASBRO INC	3.55	19 Nov, 2026	0.01
ERP OPERATING LP	4.50	01 Jul, 2044	0.01
TOYOTA MOTOR CREDIT CORP	5.00	14 Aug, 2026	0.01
TEXAS INSTRUMENTS INC	4.60	08 Feb, 2027	0.01
ROPER TECHNOLOGIES INC	2.95	15 Sep, 2029	0.01
NEWMONT CORPORATION	2.80	01 Oct, 2029	0.01
AT&T INC	4.90	15 Aug, 2037	0.01
DEERE & CO	3.75	15 Apr, 2050	0.01
UNITEDHEALTH GROUP INC	4.75	15 Jul, 2026	0.01
PFIZER INC	4.30	15 Jun, 2043	0.01
COMCAST CORP	4.95	15 May, 2032	0.01
CGI INC	4.95	14 Mar, 2030	0.01
GLOBAL PAYMENTS INC	2.90	15 Nov, 2031	0.01
COMCAST CORP	2.65	15 Aug, 2062	0.01
TEXAS INSTRUMENTS INC	5.10	23 May, 2035	0.01
ALBEMARLE CORP	4.65	01 Jun, 2027	0.01
PRUDENTIAL FINANCIAL INC	4.60	15 May, 2044	0.01

Issuer Name	Coupon (%)	Maturity Date	Weight (%)
ZIMMER BIOMET HOLDINGS INC	2.60	24 Nov, 2031	0.01
EQUIFAX INC	4.80	15 Sep, 2029	0.01
ELEMENT FLEET MANAGEMENT CORP	5.04	25 Mar, 2030	0.01
BRISTOL-MYERS SQUIBB CO	4.62	15 May, 2044	0.01
INTERPUBLIC GROUP OF COMPANIES INC	4.75	30 Mar, 2030	0.01
ONCOR ELECTRIC DELIVERY COMPANY LLC	5.80	01 Apr, 2055	0.01
DIGITAL REALTY TRUST LP	4.45	15 Jul, 2028	0.01
PFIZER INC	3.90	15 Mar, 2039	0.01
VODAFONE GROUP PLC	4.38	19 Feb, 2043	0.01
CROWN CASTLE INC	2.50	15 Jul, 2031	0.01
ESTEE LAUDER COMPANIES INC	5.00	14 Feb, 2034	0.01
AMERICAN HONDA FINANCE CORP	4.55	03 Mar, 2028	0.01
MGIC INVESTMENT CORP	5.25	15 Aug, 2028	0.01
SIMON PROPERTY GROUP LP	5.85	08 Mar, 2053	0.01
PPL ELECTRIC UTILITIES CORP	4.85	15 Feb, 2034	0.01
AIRCASTLE LTD	4.25	15 Jun, 2026	0.01
SYNCHRONY FINANCIAL	5.15	19 Mar, 2029	0.01
BMW US CAPITAL LLC	4.65	19 Mar, 2027	0.01
AMPHENOL CORP	2.20	15 Sep, 2031	0.01
GENERAL MOTORS CO	5.40	01 Apr, 2048	0.01
ROPER TECHNOLOGIES INC	1.40	15 Sep, 2027	0.01
AMERICAN HOMES 4 RENT LP	4.95	15 Jun, 2030	0.01
PROLOGIS LP	4.62	15 Jan, 2033	0.01
CATERPILLAR FINANCIAL SERVICES CORP	4.40	15 Oct, 2027	0.01
MITSUBISHI UFJ FINANCIAL GROUP INC	2.49	13 Oct, 2032	0.01
NBCUNIVERSAL MEDIA LLC	4.45	15 Jan, 2043	0.01
PRICOA GLOBAL FUNDING I	4.70	28 May, 2030	0.01
MACQUARIE GROUP LTD	4.10	21 Jun, 2028	0.01
WALMART INC	5.62	01 Apr, 2040	0.01
SUMITOMO MITSUI FINANCIAL GROUP INC	4.31	16 Oct, 2028	0.01
FLEX LTD	4.88	12 May, 2030	0.01
ELECTRONIC ARTS INC	1.85	15 Feb, 2031	0.01
TAKEDA PHARMACEUTICAL CO LTD	3.38	09 Jul, 2060	0.01
ANALOG DEVICES INC	2.95	01 Oct, 2051	0.01
CBOE GLOBAL MARKETS INC	3.65	12 Jan, 2027	0.01
WALMART INC	5.62	15 Apr, 2041	0.01
MASTERCARD INC	2.00	18 Nov, 2031	0.01
HUMANA INC	4.95	01 Oct, 2044	0.01
HOWMET AEROSPACE INC	5.90	01 Feb, 2027	0.01
NOMURA HOLDINGS INC	6.09	12 Jul, 2033	0.01
APPLIED MATERIALS INC	5.85	15 Jun, 2041	0.01
SYNCHRONY FINANCIAL	2.88	28 Oct, 2031	0.01
DOW CHEMICAL CO	6.30	15 Mar, 2033	0.01

Issuer Name	Coupon (%)	Maturity Date	Weight (%)
RADIAN GROUP INC	6.20	15 May, 2029	0.01
ELEVANCE HEALTH INC	3.12	15 May, 2050	0.01
AT&T INC	3.30	01 Feb, 2052	0.01
AUTONATION INC	3.85	01 Mar, 2032	0.01
BANK OF NOVA SCOTIA	4.74	10 Nov, 2032	0.01
ITC HOLDINGS CORP	2.95	14 May, 2030	0.01
NETAPP INC	5.50	17 Mar, 2032	0.01
ASTRAZENECA PLC	4.38	17 Aug, 2048	0.01
KIMCO REALTY OP LLC	4.60	01 Feb, 2033	0.01
ERAC USA FINANCE LLC	3.30	01 Dec, 2026	0.01
LABORATORY CORPORATION OF AMERICA HOLDINGS	4.35	01 Apr, 2030	0.01
VENTAS REALTY LP	4.00	01 Mar, 2028	0.01
TARGET CORP	7.00	15 Jan, 2038	0.01
HP INC	4.20	15 Apr, 2032	0.01
LKQ CORP	6.25	15 Jun, 2033	0.01
NETAPP INC	5.70	17 Mar, 2035	0.01
CONSOLIDATED EDISON COMPANY OF NEW YORK INC	4.62	01 Dec, 2054	0.01
HEALTHPEAK OP LLC	3.25	15 Jul, 2026	0.01
FAIRFAX FINANCIAL HOLDINGS LTD	4.62	29 Apr, 2030	0.01
MANULIFE FINANCIAL CORP	3.05	27 Aug, 2060	0.01
FIFTH THIRD BANCORP	3.95	14 Mar, 2028	0.01
DEUTSCHE TELEKOM INTERNATIONAL FINANCE BV	9.25	01 Jun, 2032	0.01
OMEGA HEALTHCARE INVESTORS INC	3.38	01 Feb, 2031	0.01
INTERNATIONAL BUSINESS MACHINES CORP	5.88	29 Nov, 2032	0.01
ROCHE HOLDINGS INC	3.62	17 Sep, 2028	0.01
FORTUNE BRANDS INNOVATIONS INC	5.88	01 Jun, 2033	0.01
NETAPP INC	2.70	22 Jun, 2030	0.01
ESTEE LAUDER COMPANIES INC	2.60	15 Apr, 2030	0.01
BOSTON PROPERTIES LP	2.90	15 Mar, 2030	0.01
AMERICAN TOWER CORP	3.65	15 Mar, 2027	0.01
ROGERS COMMUNICATIONS INC	4.50	15 Mar, 2042	0.01
METROPOLITAN LIFE GLOBAL FUNDING I	1.55	07 Jan, 2031	0.01
DISCOVERY COMMUNICATIONS LLC	4.12	15 May, 2029	0.01
MASSMUTUAL GLOBAL FUNDING II	1.55	09 Oct, 2030	0.01
CHARLES SCHWAB CORP	1.65	11 Mar, 2031	0.01
AMERIPRISE FINANCIAL INC	5.70	15 Dec, 2028	0.01
CHARLES SCHWAB CORP	3.20	02 Mar, 2027	0.01
KYNDRYL HOLDINGS INC	2.05	15 Oct, 2026	0.01
TARGET CORP	2.95	15 Jan, 2052	0.01
PARKER-HANNIFIN CORP	4.00	14 Jun, 2049	0.01
VERIZON COMMUNICATIONS INC	5.32	02 May, 2053	0.01
AMERICAN INTERNATIONAL GROUP INC	5.45	07 May, 2035	0.01
VERIZON COMMUNICATIONS INC	5.01	15 Apr, 2049	0.01

Issuer Name	Coupon (%)	Maturity Date	Weight (%)
BECTON DICKINSON AND CO	4.87	08 Feb, 2029	0.01
CARDINAL HEALTH INC	5.75	15 Nov, 2054	0.01
ONCOR ELECTRIC DELIVERY COMPANY LLC	2.75	15 May, 2030	0.01
EMERSON ELECTRIC CO	2.80	21 Dec, 2051	0.01
MOTOROLA SOLUTIONS INC	5.60	01 Jun, 2032	0.01
JACOBS ENGINEERING GROUP INC	6.35	18 Aug, 2028	0.01
AVALONBAY COMMUNITIES INC	2.30	01 Mar, 2030	0.01
DH EUROPE FINANCE II SARL	3.40	15 Nov, 2049	0.01
PROLOGIS LP	1.25	15 Oct, 2030	0.01
COMMONWEALTH EDISON CO	4.00	01 Mar, 2048	0.01
TYSON FOODS INC	4.55	02 Jun, 2047	0.01
RIO TINTO FINANCE (USA) PLC	4.12	21 Aug, 2042	0.01
ONCOR ELECTRIC DELIVERY COMPANY LLC	3.70	15 Nov, 2028	0.01
TRUIST FINANCIAL CORP	3.88	19 Mar, 2029	0.01
METLIFE INC	4.12	13 Aug, 2042	0.01
SYENSQO FINANCE (AMERICA) LLC	5.85	04 Jun, 2034	0.01
SYENSQO FINANCE (AMERICA) LLC	5.65	04 Jun, 2029	0.01
REPUBLIC SERVICES INC	3.38	15 Nov, 2027	0.01
EVERSOURCE ENERGY	2.90	01 Mar, 2027	0.01
CONSOLIDATED EDISON COMPANY OF NEW YORK INC	5.50	15 Mar, 2055	0.01
EXELON CORP	4.70	15 Apr, 2050	0.01
UNITEDHEALTH GROUP INC	4.25	15 Mar, 2043	0.01
TD SYNEX CORP	6.10	12 Apr, 2034	0.01
AMERICAN INTERNATIONAL GROUP INC	4.85	07 May, 2030	0.01
CVS HEALTH CORP	4.88	20 Jul, 2035	0.01
DANAHER CORP	2.80	10 Dec, 2051	0.01
3M CO	2.25	19 Sep, 2026	0.01
HEALTHPEAK OP LLC	3.50	15 Jul, 2029	0.01
NOMURA HOLDINGS INC	5.61	06 Jul, 2029	0.01
COMCAST CORP	4.25	31 Jan, 2053	0.01
ADVANCED MICRO DEVICES INC	4.32	24 Mar, 2028	0.01
HUMANA INC	2.15	03 Feb, 2032	0.01
INTERNATIONAL BUSINESS MACHINES CORP	2.20	09 Feb, 2027	0.01
PFIZER INC	4.10	15 Sep, 2038	0.01
CONNECTICUT LIGHT AND POWER CO	4.00	01 Apr, 2048	0.01
SUMITOMO MITSUI FINANCIAL GROUP INC	5.45	15 Jan, 2032	0.01
MCDONALD'S CORP	4.45	01 Sep, 2048	0.01
REPUBLIC SERVICES INC	1.75	15 Feb, 2032	0.01
STATE STREET CORP	2.20	07 Feb, 2028	0.01
CITIGROUP INC	6.12	25 Aug, 2036	0.01
EXELON CORP	2.75	15 Mar, 2027	0.01
EATON CORP	4.70	23 Aug, 2052	0.01
BROWN & BROWN INC	5.65	11 Jun, 2034	0.01

Issuer Name	Coupon (%)	Maturity Date	Weight (%)
ELEVANCE HEALTH INC	5.15	15 Jun, 2029	0.01
ALLEGION US HOLDING COMPANY INC	5.41	01 Jul, 2032	0.01
CHUBB INA HOLDINGS LLC	3.05	15 Dec, 2061	0.01
CONSOLIDATED EDISON COMPANY OF NEW YORK INC	5.50	15 Mar, 2034	0.01
NSTAR ELECTRIC CO	5.40	01 Jun, 2034	0.01
TELUS CORP	4.60	16 Nov, 2048	0.01
NORTHERN STAR RESOURCES LTD	6.12	11 Apr, 2033	0.01
MOHAWK INDUSTRIES INC	5.85	18 Sep, 2028	0.01
AMERICAN TOWER CORP	5.40	31 Jan, 2035	0.01
GXO LOGISTICS INC	6.25	06 May, 2029	0.01
MARSH & MCLENNAN COMPANIES INC	5.40	15 Sep, 2033	0.01
AMERICAN TOWER CORP	2.70	15 Apr, 2031	0.01
MASSMUTUAL GLOBAL FUNDING II	5.05	14 Jun, 2028	0.01
METROPOLITAN LIFE GLOBAL FUNDING I	5.40	12 Sep, 2028	0.01
CARGILL INC	3.25	23 May, 2029	0.01
VERISK ANALYTICS INC	5.25	05 Jun, 2034	0.01
BECTON DICKINSON AND CO	5.08	07 Jun, 2029	0.01
AMERICAN TOWER CORP	5.00	31 Jan, 2030	0.01
PUBLIC SERVICE COMPANY OF NEW HAMPSHIRE	5.35	01 Oct, 2033	0.01
AMERICAN TOWER CORP	4.05	15 Mar, 2032	0.01
PUBLIC STORAGE OPERATING CO	1.50	09 Nov, 2026	0.01
AUTOZONE INC	5.10	15 Jul, 2029	0.01
INTESA SANPAOLO SPA	4.95	01 Jun, 2042	0.01
TYSON FOODS INC	5.40	15 Mar, 2029	0.01
MCKESSON CORP	5.10	15 Jul, 2033	0.01
STRYKER CORP	4.85	08 Dec, 2028	0.01
ZIMMER BIOMET HOLDINGS INC	5.50	19 Feb, 2035	0.01
EXELON CORP	4.45	15 Apr, 2046	0.01
AIR LEASE CORP	5.20	15 Jul, 2031	0.01
NUTRIEN LTD	5.40	21 Jun, 2034	0.01
KRAFT HEINZ FOODS CO	6.50	09 Feb, 2040	0.01
MASSMUTUAL GLOBAL FUNDING II	4.95	10 Jan, 2030	0.01
SIMON PROPERTY GROUP LP	2.20	01 Feb, 2031	0.01
BLOCK FINANCIAL LLC	3.88	15 Aug, 2030	0.01
DAIMLER TRUCK FINANCE NORTH AMERICA LLC	5.62	13 Jan, 2035	0.01
BROADCOM INC	5.00	15 Apr, 2030	0.01
EVEREST REINSURANCE HOLDINGS INC	3.12	15 Oct, 2052	0.01
AVIATION CAPITAL GROUP LLC	5.38	15 Jul, 2029	0.01
CENCORA INC	4.85	15 Dec, 2029	0.01
AIR PRODUCTS AND CHEMICALS INC	1.85	15 May, 2027	0.01
KRAFT HEINZ FOODS CO	5.00	15 Jul, 2035	0.01
CONSOLIDATED EDISON COMPANY OF NEW YORK INC	5.50	01 Dec, 2039	0.01
HOST HOTELS & RESORTS LP	3.38	15 Dec, 2029	0.01

Issuer Name	Coupon (%)	Maturity Date	Weight (%)
BPCE SA	5.12	18 Jan, 2028	0.01
AMPHENOL CORP	5.25	05 Apr, 2034	0.01
TRIMBLE INC	4.90	15 Jun, 2028	0.01
SIMON PROPERTY GROUP LP	2.65	01 Feb, 2032	0.01
AMERICAN WATER CAPITAL CORP	3.75	01 Sep, 2028	0.01
SYNCHRONY BANK	5.62	23 Aug, 2027	0.01
CATERPILLAR FINANCIAL SERVICES CORP	4.85	27 Feb, 2029	0.01
AMERICAN HOMES 4 RENT LP	5.50	01 Feb, 2034	0.01
SAN DIEGO GAS & ELECTRIC CO	4.95	15 Aug, 2028	0.01
MICRON TECHNOLOGY INC	5.38	15 Apr, 2028	0.01
NEWMONT CORPORATION	5.88	01 Apr, 2035	0.01
CAMPBELL'S CO	5.20	21 Mar, 2029	0.01
LABORATORY CORPORATION OF AMERICA HOLDINGS	2.95	01 Dec, 2029	0.01
MCDONALD'S CORP	4.95	14 Aug, 2033	0.01
MCDONALD'S CORP	4.80	14 Aug, 2028	0.01
KOMATSU FINANCE AMERICA INC	5.50	06 Oct, 2027	0.01
EBAY INC	4.00	15 Jul, 2042	0.01
AIR PRODUCTS AND CHEMICALS INC	4.75	08 Feb, 2031	0.01
STEEL DYNAMICS INC	5.38	15 Aug, 2034	0.01
OTIS WORLDWIDE CORP	5.12	19 Nov, 2031	0.01
NUTRIEN LTD	5.25	12 Mar, 2032	0.01
QUEST DIAGNOSTICS INC	4.62	15 Dec, 2029	0.01
BROWN & BROWN INC	2.38	15 Mar, 2031	0.01
BANK OF NEW YORK MELLON CORP	4.89	21 Jul, 2028	0.01
HOST HOTELS & RESORTS LP	5.70	01 Jul, 2034	0.01
UNITEDHEALTH GROUP INC	3.38	15 Apr, 2027	0.01
TEXAS INSTRUMENTS INC	4.85	08 Feb, 2034	0.01
MATTEL INC	5.88	15 Dec, 2027	0.01
UNITED PARCEL SERVICE INC	4.25	15 Mar, 2049	0.01
ASB BANK LTD	5.28	17 Jun, 2032	0.01
AIR LEASE CORP	5.30	25 Jun, 2026	0.01
HOME DEPOT INC	2.75	15 Sep, 2051	0.01
VERIZON COMMUNICATIONS INC	4.67	15 Mar, 2055	0.01
PACCAR FINANCIAL CORP	4.60	31 Jan, 2029	0.01
CAMPBELL'S CO	4.80	15 Mar, 2048	0.01
PROCTER & GAMBLE CO	4.35	29 Jan, 2029	0.01
ROGERS COMMUNICATIONS INC	5.45	01 Oct, 2043	0.01
NATIONAL RURAL UTILITIES COOPERATIVE FINANCE CORP	4.75	07 Feb, 2028	0.01
VENTAS REALTY LP	3.00	15 Jan, 2030	0.01
ALLIANZ SE	5.10	30 Jan, 2049	0.01
JOHN DEERE CAPITAL CORP	4.75	08 Jun, 2026	0.01
CNH INDUSTRIAL CAPITAL LLC	5.10	20 Apr, 2029	0.01
NATIONAL RURAL UTILITIES COOPERATIVE FINANCE CORP	4.80	15 Mar, 2028	0.01

Issuer Name	Coupon (%)	Maturity Date	Weight (%)
PACCAR FINANCIAL CORP	4.55	03 Mar, 2028	0.01
KROGER CO	4.50	15 Jan, 2029	0.01
AON NORTH AMERICA INC	5.12	01 Mar, 2027	0.01
UNITEDHEALTH GROUP INC	4.20	15 Jan, 2047	0.01
NATIONAL RURAL UTILITIES COOPERATIVE FINANCE CORP	4.80	05 Feb, 2027	0.01
EVERSOURCE ENERGY	4.60	01 Jul, 2027	0.01
TRANS ALLEGHENY INTERSTATE LINE CO	5.00	15 Jan, 2031	0.01
AIR LEASE CORP	3.00	01 Feb, 2030	0.01
QUANTA SERVICES INC	4.75	09 Aug, 2027	0.01
HUNTINGTON BANCSHARES INC	6.14	18 Nov, 2039	0.01
CARGILL INC	4.50	24 Jun, 2026	0.01
MCDONALD'S CORP	4.60	15 May, 2030	0.01
AIA GROUP LTD	4.95	04 Apr, 2033	0.01
ALCON FINANCE CORP	5.75	06 Dec, 2052	0.01
NORDSON CORP	4.50	15 Dec, 2029	0.01
CDW LLC	5.10	01 Mar, 2030	0.01
CATERPILLAR FINANCIAL SERVICES CORP	4.38	16 Aug, 2029	0.01
AIR PRODUCTS AND CHEMICALS INC	4.80	03 Mar, 2033	0.01
SVENSKA HANDELSBANKEN AB	5.12	28 May, 2027	0.01
ILLINOIS TOOL WORKS INC	4.88	15 Sep, 2041	0.01
INTERNATIONAL PAPER CO	4.80	15 Jun, 2044	0.01
ROGERS COMMUNICATIONS INC	4.30	15 Feb, 2048	0.01
METROPOLITAN LIFE GLOBAL FUNDING I	2.40	11 Jan, 2032	0.01
ZIMMER BIOMET HOLDINGS INC	4.70	19 Feb, 2027	0.01
PROCTER & GAMBLE CO	3.95	26 Jan, 2028	0.01
DOW CHEMICAL CO	4.80	15 May, 2049	0.01
CROWN CASTLE INC	4.80	01 Sep, 2028	0.01
EDWARDS LIFESCIENCES CORP	4.30	15 Jun, 2028	0.01
PRICOA GLOBAL FUNDING I	5.35	28 May, 2035	0.01
INGERSOLL RAND INC	5.70	15 Jun, 2054	0.01
PPL ELECTRIC UTILITIES CORP	5.00	15 May, 2033	0.01
NORDEA BANK ABP	4.38	17 Mar, 2028	0.01
PUBLIC STORAGE OPERATING CO	1.85	01 May, 2028	0.01
PAYPAL HOLDINGS INC	5.10	01 Apr, 2035	0.01
AMERICAN TOWER CORP	2.30	15 Sep, 2031	0.01
J M SMUCKER CO	4.25	15 Mar, 2035	0.01
AT&T INC	5.35	01 Sep, 2040	0.01
PRICOA GLOBAL FUNDING I	4.40	27 Aug, 2027	0.01
STERIS IRISH FINCO UNLIMITED CO	2.70	15 Mar, 2031	0.01
SIMON PROPERTY GROUP LP	2.25	15 Jan, 2032	0.01
DOW CHEMICAL CO	5.15	15 Feb, 2034	0.01
BRIXMOR OPERATING PARTNERSHIP LP	4.12	15 Jun, 2026	0.01
FAIRFAX FINANCIAL HOLDINGS LTD	4.85	17 Apr, 2028	0.01

Issuer Name	Coupon (%)	Maturity Date	Weight (%)
AVALONBAY COMMUNITIES INC	2.05	15 Jan, 2032	0.01
DOW CHEMICAL CO	4.80	30 Nov, 2028	0.01
HSBC HOLDINGS PLC	6.50	02 May, 2036	0.01
OMNICOM GROUP INC	5.30	01 Nov, 2034	0.01
CDW LLC	5.55	22 Aug, 2034	0.01
PUBLIC SERVICE ELECTRIC AND GAS CO	4.85	01 Aug, 2034	0.01
SUMITOMO MITSUI TRUST BANK LTD	4.50	10 Sep, 2029	0.01
STEEL DYNAMICS INC	5.25	15 May, 2035	0.01
AMERICAN HONDA FINANCE CORP	2.25	12 Jan, 2029	0.01
WILLIS NORTH AMERICA INC	4.50	15 Sep, 2028	0.01
AMERICAN TOWER CORP	1.50	31 Jan, 2028	0.01
TEXAS INSTRUMENTS INC	5.00	14 Mar, 2053	0.01
MARTIN MARIETTA MATERIALS INC	3.20	15 Jul, 2051	0.01
DXC TECHNOLOGY CO	2.38	15 Sep, 2028	0.01
OMEGA HEALTHCARE INVESTORS INC	3.25	15 Apr, 2033	0.01
EQUINIX INC	1.55	15 Mar, 2028	0.01
CNH INDUSTRIAL CAPITAL LLC	4.55	10 Apr, 2028	0.01
AERCAP IRELAND CAPITAL DAC	4.62	15 Oct, 2027	0.01
ESTEE LAUDER COMPANIES INC	2.38	01 Dec, 2029	0.01
SONOCO PRODUCTS CO	4.60	01 Sep, 2029	0.01
VULCAN MATERIALS CO	4.50	15 Jun, 2047	0.01
AGILENT TECHNOLOGIES INC	4.20	09 Sep, 2027	0.01
QUALCOMM INC	5.00	20 May, 2035	0.01
DANAHER CORP	2.60	01 Oct, 2050	0.01
AUTOZONE INC	3.75	01 Jun, 2027	0.01
KELLANOVA	4.30	15 May, 2028	0.01
CORNING INC	4.38	15 Nov, 2057	0.01
EXELON CORP	3.35	15 Mar, 2032	0.01
ONCOR ELECTRIC DELIVERY COMPANY LLC	4.30	15 May, 2028	0.01
OMNICOM GROUP INC	4.20	01 Jun, 2030	0.01
FEDEX CORP	3.10	05 Aug, 2029	0.01
SOCIETE GENERALE SA	4.00	12 Jan, 2027	0.01
CBRE SERVICES INC	4.80	15 Jun, 2030	0.01
INTERNATIONAL BUSINESS MACHINES CORP	5.10	06 Feb, 2053	0.01
CHARLES SCHWAB CORP	4.00	01 Feb, 2029	0.01
HSBC HOLDINGS PLC	6.80	01 Jun, 2038	0.01
CME GROUP INC	4.15	15 Jun, 2048	0.01
INTERNATIONAL PAPER CO	4.35	15 Aug, 2048	0.01
LINDE INC	1.10	10 Aug, 2030	0.01
DOW CHEMICAL CO	5.60	15 Feb, 2054	0.01
GOODMAN US FINANCE SIX LLC	5.12	07 Oct, 2034	0.01
REGIONS FINANCIAL CORP	1.80	12 Aug, 2028	0.01
HUMANA INC	3.95	15 Mar, 2027	0.01

Issuer Name	Coupon (%)	Maturity Date	Weight (%)
BPCE SA	3.38	02 Dec, 2026	0.01
CARLISLE COMPANIES INC	3.75	01 Dec, 2027	0.01
KROGER CO	3.70	01 Aug, 2027	0.01
MCDONALD'S CORP	4.20	01 Apr, 2050	0.01
MARKEL GROUP INC	6.00	16 May, 2054	0.01
MYLAN INC	5.20	15 Apr, 2048	0.01
CLOROX CO	4.60	01 May, 2032	0.01
AIR PRODUCTS AND CHEMICALS INC	2.80	15 May, 2050	0.01
VERISK ANALYTICS INC	4.12	15 Mar, 2029	0.01
REPUBLIC SERVICES INC	2.38	15 Mar, 2033	0.01
UNITEDHEALTH GROUP INC	3.12	15 May, 2060	0.01
MASTEC INC	4.50	15 Aug, 2028	0.01
CH ROBINSON WORLDWIDE INC	4.20	15 Apr, 2028	0.01
CROWN CASTLE INC	4.30	15 Feb, 2029	0.01
ELEVANCE HEALTH INC	3.70	15 Sep, 2049	0.01
CDW LLC	4.25	01 Apr, 2028	0.01
BUNGE LIMITED FINANCE CORP	3.75	25 Sep, 2027	0.01
JOHN DEERE CAPITAL CORP	4.35	15 Sep, 2032	0.01
EIDP INC	4.80	15 May, 2033	0.01
VERIZON COMMUNICATIONS INC	3.00	29 Sep, 2060	0.01
LABORATORY CORPORATION OF AMERICA HOLDINGS	3.60	01 Sep, 2027	0.01
CROWN CASTLE INC	3.25	15 Jan, 2051	0.01
TAKEDA PHARMACEUTICAL CO LTD	5.65	05 Jul, 2054	0.01
KEYSIGHT TECHNOLOGIES INC	4.95	15 Oct, 2034	0.01
DOLLAR GENERAL CORP	3.88	15 Apr, 2027	0.01
EVERSOURCE ENERGY	3.38	01 Mar, 2032	0.01
STRYKER CORP	3.65	07 Mar, 2028	0.01
PECO ENERGY CO	4.90	15 Jun, 2033	0.01
AGILENT TECHNOLOGIES INC	4.75	09 Sep, 2034	0.01
TAKE-TWO INTERACTIVE SOFTWARE INC	3.70	14 Apr, 2027	0.01
MID-ATLANTIC INTERSTATE TRANSMISSION LLC	4.10	15 May, 2028	0.01
INTERNATIONAL FLAVORS & FRAGRANCES INC	5.00	26 Sep, 2048	0.01
INTERNATIONAL PAPER CO	6.00	15 Nov, 2041	0.01
FAIRFAX FINANCIAL HOLDINGS LTD	6.10	15 Mar, 2055	0.01
UNITEDHEALTH GROUP INC	3.70	15 May, 2027	0.01
3M CO	3.62	14 Sep, 2028	0.01
INTERCONTINENTAL EXCHANGE INC	3.75	21 Sep, 2028	0.01
ARTHUR J. GALLAGHER & CO.	5.75	02 Mar, 2053	0.01
AETNA INC	6.75	15 Dec, 2037	0.01
STARBUCKS CORP	3.50	01 Mar, 2028	0.01
HARTFORD INSURANCE GROUP INC	3.60	19 Aug, 2049	0.01
BROOKLYN UNION GAS CO	6.39	15 Sep, 2033	0.01
FEDEX CORP	4.95	17 Oct, 2048	0.01

Issuer Name	Coupon (%)	Maturity Date	Weight (%)
BOSTON SCIENTIFIC CORP	4.70	01 Mar, 2049	0.01
ALBEMARLE CORP	5.05	01 Jun, 2032	0.01
AMERICAN TOWER CORP	3.95	15 Mar, 2029	0.01
ARTHUR J. GALLAGHER & CO.	3.50	20 May, 2051	0.01
UNITEDHEALTH GROUP INC	4.25	15 Apr, 2047	0.01
KELLANOVA	3.40	15 Nov, 2027	0.01
JOHNSON & JOHNSON	2.25	01 Sep, 2050	0.01
REGENCY CENTERS LP	3.70	15 Jun, 2030	0.01
JOHN DEERE CAPITAL CORP	3.45	07 Mar, 2029	0.01
MARSH & MCLENNAN COMPANIES INC	5.45	15 Mar, 2053	0.01
WHARF REIC FINANCE (BVI) LTD	3.50	17 Jan, 2028	0.01
3M CO	5.70	15 Mar, 2037	0.01
REINSURANCE GROUP OF AMERICA INC	3.90	15 May, 2029	0.01
TELUS CORP	2.80	16 Feb, 2027	0.01
WRKCO INC	4.00	15 Mar, 2028	0.01
NEWMONT CORPORATION	3.25	13 May, 2030	0.01
COMCAST CORP	4.65	15 Jul, 2042	0.01
AMERICAN WATER CAPITAL CORP	2.95	01 Sep, 2027	0.01
ERP OPERATING LP	4.65	15 Sep, 2034	0.01
VERIZON COMMUNICATIONS INC	3.00	22 Mar, 2027	0.01
EQUINIX INC	2.90	18 Nov, 2026	0.01
KYNDRYL HOLDINGS INC	3.15	15 Oct, 2031	0.01
MACQUARIE GROUP LTD	4.44	21 Jun, 2033	0.01
ALLSTATE CORP	4.20	15 Dec, 2046	0.01
CONCENTRIX CORP	6.85	02 Aug, 2033	0.01
HKT CAPITAL NO.6 LTD	3.00	18 Jan, 2032	0.01
FIFTH THIRD BANK NA	2.25	01 Feb, 2027	0.01
JOHN DEERE CAPITAL CORP	3.35	18 Apr, 2029	0.01
MASTEC INC	5.90	15 Jun, 2029	0.01
AON CORP	2.85	28 May, 2027	0.01
MOODY'S CORP	5.25	15 Jul, 2044	0.01
JOHNSON & JOHNSON	3.50	15 Jan, 2048	0.01
CNH INDUSTRIAL CAPITAL LLC	1.45	15 Jul, 2026	0.01
MASSMUTUAL GLOBAL FUNDING II	1.20	16 Jul, 2026	0.01
NATIONAL RURAL UTILITIES COOPERATIVE FINANCE CORP	1.00	15 Jun, 2026	0.01
INTERNATIONAL BUSINESS MACHINES CORP	4.70	19 Feb, 2046	0.01
AT&T INC	6.30	15 Jan, 2038	0.01
SAN DIEGO GAS & ELECTRIC CO	5.55	15 Apr, 2054	0.01
BANK OF AMERICA CORP	2.83	24 Oct, 2051	0.01
AMGEN INC	3.00	15 Jan, 2052	0.01
OTIS WORLDWIDE CORP	3.11	15 Feb, 2040	0.01
CONSOLIDATED EDISON COMPANY OF NEW YORK INC	6.30	15 Aug, 2037	0.01
PRINCIPAL LIFE GLOBAL FUNDING II	1.25	16 Aug, 2026	0.01

Issuer Name	Coupon (%)	Maturity Date	Weight (%)
DOW CHEMICAL CO	5.95	15 Mar, 2055	0.01
INTERNATIONAL FLAVORS & FRAGRANCES INC	3.47	01 Dec, 2050	0.01
AMERICAN TOWER CORP	1.45	15 Sep, 2026	0.01
TWDC ENTERPRISES 18 CORP	7.00	01 Mar, 2032	0.01
CGI INC	1.45	14 Sep, 2026	0.01
CONSOLIDATED EDISON COMPANY OF NEW YORK INC	3.35	01 Apr, 2030	0.01
CHARLES SCHWAB CORP	3.25	22 May, 2029	0.01
NOMURA HOLDINGS INC	5.84	18 Jan, 2028	0.01
CIGNA GROUP	3.20	15 Mar, 2040	0.01
BROWN & BROWN INC	4.20	17 Mar, 2032	0.01
UNITED PARCEL SERVICE INC	5.60	22 May, 2064	0.01
PUBLIC STORAGE OPERATING CO	2.30	01 May, 2031	0.01
ERP OPERATING LP	3.00	01 Jul, 2029	0.01
AMERICAN WATER CAPITAL CORP	3.75	01 Sep, 2047	0.01
ELEVANCE HEALTH INC	4.10	15 May, 2032	0.01
FOX CORP	3.50	08 Apr, 2030	0.01
PRINCIPAL LIFE GLOBAL FUNDING II	1.50	17 Nov, 2026	0.01
DR HORTON INC	1.30	15 Oct, 2026	0.01
CONSOLIDATED EDISON COMPANY OF NEW YORK INC	3.95	01 Mar, 2043	0.01
HEWLETT PACKARD ENTERPRISE CO	5.25	01 Jul, 2028	0.01
KROGER CO	3.95	15 Jan, 2050	0.01
MOSAIC CO	5.62	15 Nov, 2043	0.01
FIFTH THIRD BANCORP	4.34	25 Apr, 2033	0.01
DELTA AIR LINES INC	3.75	28 Oct, 2029	0.01
ELEVANCE HEALTH INC	4.55	15 May, 2052	0.01
PARAMOUNT GLOBAL	2.90	15 Jan, 2027	0.01
FERGUSON FINANCE PLC	3.25	02 Jun, 2030	0.01
SOUTHWEST GAS CORP	4.05	15 Mar, 2032	0.01
VERIZON COMMUNICATIONS INC	3.85	01 Nov, 2042	0.01
JOHN DEERE CAPITAL CORP	2.80	18 Jul, 2029	0.01
KROGER CO	5.40	15 Jan, 2049	0.01
STEEL DYNAMICS INC	3.45	15 Apr, 2030	0.01
GREAT-WEST LIFECO FINANCE (DELAWARE) LP	4.15	03 Jun, 2047	0.01
CENTERPOINT ENERGY HOUSTON ELECTRIC LLC	4.25	01 Feb, 2049	0.01
ESTEE LAUDER COMPANIES INC	5.15	15 May, 2053	0.01
ZIMMER BIOMET HOLDINGS INC	5.05	19 Feb, 2030	0.01
BANK OF NOVA SCOTIA	2.15	01 Aug, 2031	0.01
RYDER SYSTEM INC	5.38	15 Mar, 2029	0.01
CONSOLIDATED EDISON COMPANY OF NEW YORK INC	4.50	01 Dec, 2045	0.01
INVITATION HOMES OPERATING PARTNERSHIP LP	4.15	15 Apr, 2032	0.01
CONSOLIDATED EDISON COMPANY OF NEW YORK INC	4.50	15 May, 2058	0.01
BEST BUY CO INC	1.95	01 Oct, 2030	0.01
LINCOLN NATIONAL CORP	7.00	15 Jun, 2040	0.01

Issuer Name	Coupon (%)	Maturity Date	Weight (%)
AMERICAN WATER CAPITAL CORP	4.20	01 Sep, 2048	0.01
INTEL CORP	3.10	15 Feb, 2060	0.01
ALLSTATE CORP	5.55	09 May, 2035	0.01
REINSURANCE GROUP OF AMERICA INC	3.15	15 Jun, 2030	0.01
ANALOG DEVICES INC	5.05	01 Apr, 2034	0.01
FEDEX CORP	2.40	15 May, 2031	0.01
HARTFORD INSURANCE GROUP INC	2.80	19 Aug, 2029	0.01
MIZUHO FINANCIAL GROUP INC	2.26	09 Jul, 2032	0.01
SYSCO CORP	5.40	23 Mar, 2035	0.01
MONDELEZ INTERNATIONAL INC	4.75	20 Feb, 2029	0.01
AMGEN INC	2.80	15 Aug, 2041	0.01
WASTE MANAGEMENT INC	4.15	15 Jul, 2049	0.01
TRAVELERS PROPERTY CASUALTY CORP	6.38	15 Mar, 2033	0.01
ALEXANDRIA REAL ESTATE EQUITIES INC	5.50	01 Oct, 2035	0.01
METROPOLITAN LIFE GLOBAL FUNDING I	5.05	08 Jan, 2034	0.01
WESTERN ALLIANCE BANCORP	3.00	15 Jun, 2031	0.01
WASTE CONNECTIONS INC	2.20	15 Jan, 2032	0.01
3M CO	3.05	15 Apr, 2030	0.01
TD SYNEX CORP	2.38	09 Aug, 2028	0.01
3M CO	4.80	15 Mar, 2030	0.01
SIMON PROPERTY GROUP LP	3.80	15 Jul, 2050	0.01
VODAFONE GROUP PLC	7.88	15 Feb, 2030	0.01
TOYOTA MOTOR CREDIT CORP	1.15	13 Aug, 2027	0.01
ECOLAB INC	2.12	01 Feb, 2032	0.01
AMGEN INC	2.77	01 Sep, 2053	0.01
UNITEDHEALTH GROUP INC	6.50	15 Jun, 2037	0.01
KIMBERLY-CLARK CORP	1.05	15 Sep, 2027	0.01
TRACTOR SUPPLY CO	1.75	01 Nov, 2030	0.01
JOHN DEERE CAPITAL CORP	5.15	08 Sep, 2026	0.01
GLOBAL PAYMENTS INC	4.15	15 Aug, 2049	0.01
NASDAQ INC	1.65	15 Jan, 2031	0.01
JOHN DEERE CAPITAL CORP	4.85	05 Mar, 2027	0.01
BANK OF NOVA SCOTIA	3.62	27 Oct, 2081	0.01
VODAFONE GROUP PLC	5.00	30 May, 2038	0.01
WASTE CONNECTIONS INC	2.60	01 Feb, 2030	0.01
INGREDION INC	2.90	01 Jun, 2030	0.01
ALLY FINANCIAL INC	8.00	01 Nov, 2031	0.01
OMEGA HEALTHCARE INVESTORS INC	4.75	15 Jan, 2028	0.01
SIMON PROPERTY GROUP LP	6.65	15 Jan, 2054	0.01
SOCIETE GENERALE SA	4.03	21 Jan, 2043	0.01
CROWN CASTLE INC	4.90	01 Sep, 2029	0.01
EQUIFAX INC	3.10	15 May, 2030	0.01
INVITATION HOMES OPERATING PARTNERSHIP LP	2.30	15 Nov, 2028	0.01

Issuer Name	Coupon (%)	Maturity Date	Weight (%)
FAIRFAX FINANCIAL HOLDINGS LTD	3.38	03 Mar, 2031	0.01
ALEXANDRIA REAL ESTATE EQUITIES INC	5.62	15 May, 2054	0.01
3M CO	5.15	15 Mar, 2035	0.01
SANTANDER HOLDINGS USA INC	7.66	09 Nov, 2031	0.01
KELLANOVA	4.50	01 Apr, 2046	0.01
BECTON DICKINSON AND CO	5.11	08 Feb, 2034	0.01
TRAVELERS COMPANIES INC	4.00	30 May, 2047	0.01
POTOMAC ELECTRIC POWER CO	6.50	15 Nov, 2037	0.01
VERISIGN, INC	4.75	15 Jul, 2027	0.01
SONOCO PRODUCTS CO	3.12	01 May, 2030	0.01
FEDEX CORP	4.05	15 Feb, 2048	0.01
MICROSOFT CORP	5.20	01 Jun, 2039	0.01
MASSACHUSETTS MUTUAL LIFE INSURANCE CO	3.73	15 Oct, 2070	0.01
ONCOR ELECTRIC DELIVERY COMPANY LLC	4.65	01 Nov, 2029	0.01
ONCOR ELECTRIC DELIVERY COMPANY LLC	7.00	01 May, 2032	0.01
MASCO CORP	1.50	15 Feb, 2028	0.01
FIRST AMERICAN FINANCIAL CORP	2.40	15 Aug, 2031	0.01
GLOBE LIFE INC	4.55	15 Sep, 2028	0.01
PROTECTIVE LIFE GLOBAL FUNDING	5.47	08 Dec, 2028	0.01
LEGG MASON INC	5.62	15 Jan, 2044	0.01
KEURIG DR PEPPER INC	3.80	01 May, 2050	0.01
ERP OPERATING LP	2.50	15 Feb, 2030	0.01
FIDELITY NATIONAL INFORMATION SERVICES INC	3.10	01 Mar, 2041	0.01
HONGKONG LAND FINANCE (CAYMAN ISLANDS) COMPANY LTD	2.88	27 May, 2030	0.01
TEXAS INSTRUMENTS INC	4.50	23 May, 2030	0.01
MERCEDES-BENZ FINANCE NORTH AMERICA LLC	4.65	01 Apr, 2027	0.01
INVITATION HOMES OPERATING PARTNERSHIP LP	2.00	15 Aug, 2031	0.01
AMGEN INC	4.95	01 Oct, 2041	0.01
AMERICAN HOMES 4 RENT LP	3.62	15 Apr, 2032	0.01
REPUBLIC SERVICES INC	1.45	15 Feb, 2031	0.01
DOLLAR GENERAL CORP	4.62	01 Nov, 2027	0.01
BAXTER INTERNATIONAL INC	1.73	01 Apr, 2031	0.01
AUTOZONE INC	6.55	01 Nov, 2033	0.01
COMMONWEALTH EDISON CO	5.30	01 Feb, 2053	0.01
SIMON PROPERTY GROUP LP	6.25	15 Jan, 2034	0.01
TYCO ELECTRONICS GROUP SA	7.12	01 Oct, 2037	0.01
APTIV SWISS HOLDINGS LTD	4.65	13 Sep, 2029	0.01
NATIONAL RURAL UTILITIES COOPERATIVE FINANCE CORP	4.12	16 Sep, 2027	0.01
WELLTOWER OP LLC	2.75	15 Jan, 2031	0.01
CONSOLIDATED EDISON COMPANY OF NEW YORK INC	4.12	15 May, 2049	0.01
JABIL INC	3.00	15 Jan, 2031	0.01
HEALTHPEAK OP LLC	2.88	15 Jan, 2031	0.01
AUTOZONE INC	4.75	01 Feb, 2033	0.01

Issuer Name	Coupon (%)	Maturity Date	Weight (%)
KIMCO REALTY OP LLC	6.40	01 Mar, 2034	0.01
PROCTER & GAMBLE CO	4.60	01 May, 2035	0.01
PROGRESSIVE CORP	4.00	01 Mar, 2029	0.01
REPUBLIC SERVICES INC	2.30	01 Mar, 2030	0.01
WELLTOWER OP LLC	4.12	15 Mar, 2029	0.01
PECO ENERGY CO	5.25	15 Sep, 2054	0.01
VENTAS REALTY LP	5.00	15 Jan, 2035	0.01
RAYMOND JAMES FINANCIAL INC	3.75	01 Apr, 2051	0.01
OLD REPUBLIC INTERNATIONAL CORP	3.88	26 Aug, 2026	0.01
WASTE CONNECTIONS INC	2.95	15 Jan, 2052	0.01
ALLSTATE CORP	3.28	15 Dec, 2026	0.01
KIMCO REALTY OP LLC	3.20	01 Apr, 2032	0.01
JOHNSON CONTROLS INTERNATIONAL PLC	1.75	15 Sep, 2030	0.01
ANALOG DEVICES INC	2.80	01 Oct, 2041	0.01
QUALCOMM INC	3.25	20 May, 2050	0.01
TRANE TECHNOLOGIES GLOBAL HOLDING COMPANY LTD	3.75	21 Aug, 2028	0.01
COMMONWEALTH EDISON CO	3.70	15 Aug, 2028	0.01
WALMART INC	7.55	15 Feb, 2030	0.01
APOLLO GLOBAL MANAGEMENT INC	6.38	15 Nov, 2033	0.01
DICK'S SPORTING GOODS INC	4.10	15 Jan, 2052	0.01
SYSCO CORP	6.00	17 Jan, 2034	0.01
AERCAP IRELAND CAPITAL DAC	3.88	23 Jan, 2028	0.01
WYETH LLC	6.00	15 Feb, 2036	0.01
OMNICOM GROUP INC	2.45	30 Apr, 2030	0.01
AIR PRODUCTS AND CHEMICALS INC	2.70	15 May, 2040	0.01
PUBLIC SERVICE ELECTRIC AND GAS CO	5.45	01 Mar, 2054	0.01
LEAR CORP	3.80	15 Sep, 2027	0.01
TRANSURBAN FINANCE COMPANY PTY LTD	3.38	22 Mar, 2027	0.01
KINROSS GOLD CORP	6.25	15 Jul, 2033	0.01
KYNDRYL HOLDINGS INC	6.35	20 Feb, 2034	0.01
AHOLD FINANCE USA LLC	6.88	01 May, 2029	0.01
AVALONBAY COMMUNITIES INC	2.45	15 Jan, 2031	0.01
EXELON CORP	4.10	15 Mar, 2052	0.01
COMERICA INC	4.00	01 Feb, 2029	0.01
ROCHE HOLDINGS INC	4.00	28 Nov, 2044	0.01
AT&T INC	5.55	15 Aug, 2041	0.01
PRINCIPAL FINANCIAL GROUP INC	6.05	15 Oct, 2036	0.01
AMERICAN WATER CAPITAL CORP	3.45	01 Jun, 2029	0.01
PROTECTIVE LIFE GLOBAL FUNDING	5.76	05 Jul, 2030	0.01
COMMONWEALTH EDISON CO	3.65	15 Jun, 2046	0.01
QBE INSURANCE GROUP LTD	5.88	17 Jun, 2046	0.01
DARDEN RESTAURANTS INC	6.30	10 Oct, 2033	0.01
AMGEN INC	6.38	01 Jun, 2037	0.01

Issuer Name	Coupon (%)	Maturity Date	Weight (%)
POTOMAC ELECTRIC POWER CO	4.15	15 Mar, 2043	0.01
NATIONAL RURAL UTILITIES COOPERATIVE FINANCE CORP	8.00	01 Mar, 2032	0.01
SANTANDER HOLDINGS USA INC	6.57	12 Jun, 2029	0.01
MARSH & MCLENNAN COMPANIES INC	6.25	01 Nov, 2052	0.01
BPCE SA	3.58	19 Oct, 2042	0.01
MASSMUTUAL GLOBAL FUNDING II	2.35	14 Jan, 2027	0.01
LEAR CORP	5.25	15 May, 2049	0.01
PRINCIPAL FINANCIAL GROUP INC	2.12	15 Jun, 2030	0.01
VONTIER CORP	2.95	01 Apr, 2031	0.01
WALT DISNEY CO	4.75	15 Sep, 2044	0.01
CARGILL INC	4.76	23 Nov, 2045	0.01
SANTANDER UK GROUP HOLDINGS PLC	2.90	15 Mar, 2032	0.01
AT&T INC	5.15	15 Feb, 2050	0.01
BALTIMORE GAS AND ELECTRIC CO	2.25	15 Jun, 2031	0.01
UNITEDHEALTH GROUP INC	4.62	15 Nov, 2041	0.01
AEP TEXAS INC	2.10	01 Jul, 2030	0.01
WALMART INC	3.95	28 Jun, 2038	0.01
APTIV SWISS HOLDINGS LTD	5.15	13 Sep, 2034	0.01
ROPER TECHNOLOGIES INC	2.00	30 Jun, 2030	0.01
VODAFONE GROUP PLC	6.25	30 Nov, 2032	0.01
ANALOG DEVICES INC	5.30	01 Apr, 2054	0.01
STATE STREET CORP	6.12	21 Nov, 2034	0.01
GATX CORP	6.05	15 Mar, 2034	0.01
MARSH & MCLENNAN COMPANIES INC	5.75	01 Nov, 2032	0.01
JOHN DEERE CAPITAL CORP	1.05	17 Jun, 2026	0.01
HUMANA INC	5.75	01 Dec, 2028	0.01
MARVELL TECHNOLOGY INC	5.95	15 Sep, 2033	0.01
NORDSON CORP	5.80	15 Sep, 2033	0.01
SONOCO PRODUCTS CO	5.75	01 Nov, 2040	0.01
ABB FINANCE (USA) INC	4.38	08 May, 2042	0.01
POLARIS INC	6.95	15 Mar, 2029	0.01
NETAPP INC	2.38	22 Jun, 2027	0.01
NIAGARA MOHAWK POWER CORP	1.96	27 Jun, 2030	0.01
AMERICAN HONDA FINANCE CORP	5.85	04 Oct, 2030	0.01
LINDE INC	3.55	07 Nov, 2042	0.01
TYCO ELECTRONICS GROUP SA	2.50	04 Feb, 2032	0.01
PRUDENTIAL FINANCIAL INC	6.75	01 Mar, 2053	0.01
AUTOZONE INC	6.25	01 Nov, 2028	0.01
ADOBE INC	5.30	17 Jan, 2035	0.01
WRKCO INC	3.00	15 Jun, 2033	0.01
SYSCO CORP	5.75	17 Jan, 2029	0.01
ARES MANAGEMENT CORP	6.38	10 Nov, 2028	0.01
COPT DEFENSE PROPERTIES LP	2.75	15 Apr, 2031	0.01

Issuer Name	Coupon (%)	Maturity Date	Weight (%)
CIGNA GROUP	3.05	15 Oct, 2027	0.01
ECOLAB INC	2.70	15 Dec, 2051	0.01
JOHNSON & JOHNSON	4.50	01 Sep, 2040	0.01
REGIONS BANK	6.45	26 Jun, 2037	0.01
ESSENT GROUP LTD	6.25	01 Jul, 2029	0.01
RELIANCE STANDARD LIFE GLOBAL FUNDING II	6.15	29 Jun, 2028	0.01
EQUITABLE HOLDINGS INC	5.59	11 Jan, 2033	0.01
WELLTOWER OP LLC	3.85	15 Jun, 2032	0.01
LINK FINANCE (CAYMAN) 2009 LTD	2.75	19 Jan, 2032	0.01
MASTERCARD INC	1.90	15 Mar, 2031	0.01
VERISK ANALYTICS INC	5.75	01 Apr, 2033	0.01
PRIMERICA INC	2.80	19 Nov, 2031	0.01
INGERSOLL RAND INC	5.31	15 Jun, 2031	0.01
AMERICAN ASSETS TRUST LP	6.15	01 Oct, 2034	0.01
INTERNATIONAL PAPER CO	4.40	15 Aug, 2047	0.01
NXP BV	5.55	01 Dec, 2028	0.01
JOHN DEERE CAPITAL CORP	2.00	17 Jun, 2031	0.01
MARVELL TECHNOLOGY INC	5.75	15 Feb, 2029	0.01
KIMBERLY-CLARK CORP	2.00	02 Nov, 2031	0.01
ZIMMER BIOMET HOLDINGS INC	5.35	01 Dec, 2028	0.01
DELL INTERNATIONAL LLC	6.10	15 Jul, 2027	0.01
LIBERTY UTILITIES FINANCE GP1	2.05	15 Sep, 2030	0.01
TORONTO-DOMINION BANK	2.45	12 Jan, 2032	0.01
VENTAS REALTY LP	5.62	01 Jul, 2034	0.01
CHURCH & DWIGHT CO INC	5.60	15 Nov, 2032	0.01
SIMON PROPERTY GROUP LP	1.38	15 Jan, 2027	0.01
JACOBS ENGINEERING GROUP INC	5.90	01 Mar, 2033	0.01
EXELON CORP	5.62	15 Jun, 2035	0.01
MARKEL GROUP INC	5.00	20 May, 2049	0.01
CNH INDUSTRIAL CAPITAL LLC	5.50	12 Jan, 2029	0.01
DEERE & CO	5.38	16 Oct, 2029	0.01
AVNET INC	6.25	15 Mar, 2028	0.01
NATIONAL RURAL UTILITIES COOPERATIVE FINANCE CORP	5.15	15 Jun, 2029	0.01
PROTECTIVE LIFE GLOBAL FUNDING	5.43	14 Jan, 2032	0.01
GLAXOSMITHKLINE CAPITAL INC	5.38	15 Apr, 2034	0.01
ILLUMINA INC	5.75	13 Dec, 2027	0.01
REGENCY CENTERS LP	3.60	01 Feb, 2027	0.01
GXO LOGISTICS INC	6.50	06 May, 2034	0.01
MITSUBISHI UFJ FINANCIAL GROUP INC	5.47	22 Feb, 2031	0.01
BANK LEUMI LE ISRAEL BM	7.13	18 Jul, 2033	0.01
BROWN & BROWN INC	4.95	17 Mar, 2052	0.01
AON PLC	4.75	15 May, 2045	0.01
KLA CORP	3.30	01 Mar, 2050	0.01

Issuer Name	Coupon (%)	Maturity Date	Weight (%)
PUBLIC STORAGE OPERATING CO	5.12	15 Jan, 2029	0.01
ANZ BANK NEW ZEALAND LTD	5.90	10 Jul, 2034	0.01
TWDC ENTERPRISES 18 CORP	4.12	01 Dec, 2041	0.01
AMERICAN EXPRESS CO	5.92	25 Apr, 2035	0.01
MITSUBISHI HC FINANCE AMERICA LLC	5.81	12 Sep, 2028	0.01
ECOLAB INC	5.25	15 Jan, 2028	0.01
CITIZENS FINANCIAL GROUP INC	2.64	30 Sep, 2032	0.01
OTIS WORLDWIDE CORP	3.36	15 Feb, 2050	0.01
ALEXANDRIA REAL ESTATE EQUITIES INC	4.00	01 Feb, 2050	0.01
SUMITOMO MITSUI TRUST BANK LTD	5.55	14 Sep, 2028	0.01
FISERV INC	5.35	15 Mar, 2031	0.01
ALLSTATE CORP	5.05	24 Jun, 2029	0.01
SWIRE PACIFIC MTN FINANCING HK LTD	5.12	05 Jul, 2029	0.01
PUBLIC SERVICE ELECTRIC AND GAS CO	5.20	01 Aug, 2033	0.01
WESTINGHOUSE AIR BRAKE TECHNOLOGIES CORP	5.61	11 Mar, 2034	0.01
ESTEE LAUDER COMPANIES INC	1.95	15 Mar, 2031	0.01
RYDER SYSTEM INC	5.65	01 Mar, 2028	0.01
TOYOTA MOTOR CORP	5.12	13 Jul, 2028	0.01
OWENS CORNING	5.50	15 Jun, 2027	0.01
CONSOLIDATED EDISON COMPANY OF NEW YORK INC	4.65	01 Dec, 2048	0.01
INGERSOLL RAND INC	5.40	14 Aug, 2028	0.01
MONDELEZ INTERNATIONAL INC	1.88	15 Oct, 2032	0.01
HUMANA INC	5.75	01 Mar, 2028	0.01
TOYOTA MOTOR CORP	5.12	13 Jul, 2033	0.01
MOODY'S CORP	2.00	19 Aug, 2031	0.01
VULCAN MATERIALS CO	4.95	01 Dec, 2029	0.01
SYSCO CORP	3.15	14 Dec, 2051	0.01
NOMURA HOLDINGS INC	5.59	02 Jul, 2027	0.01
CARDINAL HEALTH INC	5.45	15 Feb, 2034	0.01
MICRON TECHNOLOGY INC	5.65	01 Nov, 2032	0.01
EVERSOURCE ENERGY	1.65	15 Aug, 2030	0.01
GENERAL MILLS INC	5.50	17 Oct, 2028	0.01
TRITON CONTAINER INTERNATIONAL LTD	3.25	15 Mar, 2032	0.01
CONSOLIDATED EDISON COMPANY OF NEW YORK INC	3.60	15 Jun, 2061	0.01
PROGRESSIVE CORP	4.95	15 Jun, 2033	0.01
INTERNATIONAL PAPER CO	7.30	15 Nov, 2039	0.01
CRH AMERICA FINANCE INC	5.88	09 Jan, 2055	0.01
SUMITOMO MITSUI TRUST BANK LTD	5.50	09 Mar, 2028	0.01
RENAISSANCERE HOLDINGS LTD	5.80	01 Apr, 2035	0.01
MCDONALD'S CORP	4.60	26 May, 2045	0.01
CONSOLIDATED EDISON COMPANY OF NEW YORK INC	5.20	01 Mar, 2033	0.01
ARTHUR J. GALLAGHER & CO.	5.45	15 Jul, 2034	0.01
LENNOX INTERNATIONAL INC	5.50	15 Sep, 2028	0.01

Issuer Name	Coupon (%)	Maturity Date	Weight (%)
GENERAL MOTORS FINANCIAL COMPANY INC	5.65	17 Jan, 2029	0.01
CBRE SERVICES INC	5.50	01 Apr, 2029	0.01
KEURIG DR PEPPER INC	5.20	15 Mar, 2031	0.01
FLOWERS FOODS INC	5.75	15 Mar, 2035	0.01
ZIONS BANCORPORATION NA	6.82	19 Nov, 2035	0.01
AMERICAN EXPRESS CO	5.62	28 Jul, 2034	0.01
MASTERCARD INC	4.95	15 Mar, 2032	0.01
ARROW ELECTRONICS INC	5.88	10 Apr, 2034	0.01
HP INC	6.10	25 Apr, 2035	0.01
BANK OF NEW ZEALAND	5.70	28 Jan, 2035	0.01
STANDARD CHARTERED BANK (NEW YORK BRANCH)	4.85	03 Dec, 2027	0.01
DOLLAR GENERAL CORP	5.20	05 Jul, 2028	0.01
STATE STREET CORP	5.82	04 Nov, 2028	0.01
NOKIA OYJ	6.62	15 May, 2039	0.01
METROPOLITAN LIFE GLOBAL FUNDING I	5.05	06 Jan, 2028	0.01
PANASONIC HOLDINGS CORP	5.30	16 Jul, 2034	0.01
mitsubishi hc finance america llc	5.66	28 Feb, 2033	0.01
NOMURA HOLDINGS INC	5.39	06 Jul, 2027	0.01
CENTERPOINT ENERGY HOUSTON ELECTRIC LLC	5.20	01 Oct, 2028	0.01
METROPOLITAN LIFE GLOBAL FUNDING I	4.90	09 Jan, 2030	0.01
JOHN DEERE CAPITAL CORP	1.45	15 Jan, 2031	0.01
COUSINS PROPERTIES LP	5.88	01 Oct, 2034	0.01
BANK OF NEW YORK MELLON CORP	5.61	21 Jul, 2039	0.01
ELEVANCE HEALTH INC	5.10	15 Jan, 2044	0.01
ITC HOLDINGS CORP	5.40	01 Jun, 2033	0.01
CORNING INC	5.35	15 Nov, 2048	0.01
EXELON CORP	5.12	15 Mar, 2031	0.01
TORONTO-DOMINION BANK	5.26	11 Dec, 2026	0.01
TRANE TECHNOLOGIES FINANCING LTD	5.10	13 Jun, 2034	0.01
DELL INTERNATIONAL LLC	3.45	15 Dec, 2051	0.01
NATIONAL RURAL UTILITIES COOPERATIVE FINANCE CORP	4.95	07 Feb, 2030	0.01
APPLIED MATERIALS INC	5.10	01 Oct, 2035	0.01
AVERY DENNISON CORP	4.88	06 Dec, 2028	0.01
ENEL FINANCE AMERICA LLC	2.88	12 Jul, 2041	0.01
COOPERATIEVE RABOBANK UA (NEW YORK BRANCH)	4.80	09 Jan, 2029	0.01
TRANE TECHNOLOGIES GLOBAL HOLDING COMPANY LTD	5.75	15 Jun, 2043	0.01
KKR GROUP FINANCE CO VIII LLC	3.50	25 Aug, 2050	0.01
JOHNSON & JOHNSON	4.95	15 May, 2033	0.01
EQUITABLE HOLDINGS INC	6.70	28 Mar, 2055	0.01
DAIMLER TRUCK FINANCE NORTH AMERICA LLC	5.38	13 Jan, 2032	0.01
LPL HOLDINGS INC	6.00	20 May, 2034	0.01
MASCO CORP	2.00	15 Feb, 2031	0.01
OVERSEA-CHINESE BANKING CORPORATION LTD	5.52	21 May, 2034	0.01

Issuer Name	Coupon (%)	Maturity Date	Weight (%)
GOODMAN US FINANCE THREE LLC	3.70	15 Mar, 2028	0.01
CUMMINS INC	4.90	20 Feb, 2029	0.01
ARTHUR J. GALLAGHER & CO.	5.00	15 Feb, 2032	0.01
STARBUCKS CORP	4.90	15 Feb, 2031	0.01
MIZUHO FINANCIAL GROUP INC	2.17	22 May, 2032	0.01
ROYALTY PHARMA PLC	2.15	02 Sep, 2031	0.01
HERSHEY CO	4.95	24 Feb, 2032	0.01
HASBRO INC	6.05	14 May, 2034	0.01
ALLY FINANCIAL INC	5.54	17 Jan, 2031	0.01
AEP TEXAS INC	5.45	15 May, 2029	0.01
MAGNA INTERNATIONAL INC	5.50	21 Mar, 2033	0.01
M&G PLC	6.50	20 Oct, 2048	0.01
HASBRO INC	6.35	15 Mar, 2040	0.01
S&P GLOBAL INC	1.25	15 Aug, 2030	0.01
SATS TREASURY PTE LTD	4.83	23 Jan, 2029	0.01
AMERICAN HOMES 4 RENT LP	5.50	15 Jul, 2034	0.01
CUBESMART LP	2.25	15 Dec, 2028	0.01
AIR LEASE CORP	5.10	01 Mar, 2029	0.01
GENERAL MOTORS CO	6.25	15 Apr, 2035	0.01
GLOBAL PAYMENTS INC	5.30	15 Aug, 2029	0.01
SUMITOMO MITSUI TRUST BANK LTD	5.35	07 Mar, 2034	0.01
DAIMLER TRUCK FINANCE NORTH AMERICA LLC	5.12	19 Jan, 2028	0.01
ESSENTIAL UTILITIES INC	5.38	15 Jan, 2034	0.01
MARSH & MCLENNAN COMPANIES INC	5.15	15 Mar, 2034	0.01
ROYALTY PHARMA PLC	5.15	02 Sep, 2029	0.01
JOHN DEERE CAPITAL CORP	4.65	07 Jan, 2028	0.01
NATIONAL RURAL UTILITIES COOPERATIVE FINANCE CORP	4.85	07 Feb, 2029	0.01
HP INC	5.40	25 Apr, 2030	0.01
ALEXANDRIA REAL ESTATE EQUITIES INC	3.00	18 May, 2051	0.01
NORINCHUKIN BANK	5.43	09 Mar, 2028	0.01
AUTOZONE INC	1.65	15 Jan, 2031	0.01
CHARTER COMMUNICATIONS OPERATING LLC	6.83	23 Oct, 2055	0.01
HERSHEY CO	4.75	24 Feb, 2030	0.01
CROWN CASTLE INC	3.10	15 Nov, 2029	0.01
ENSTAR GROUP LTD	4.95	01 Jun, 2029	0.01
AUTOZONE INC	5.12	15 Jun, 2030	0.01
KRAFT HEINZ FOODS CO	5.20	15 Mar, 2032	0.01
SYNOVUS FINANCIAL CORP	6.17	01 Nov, 2030	0.01
ANZ BANK NEW ZEALAND LTD	5.55	11 Aug, 2032	0.01
BLACKROCK INC	4.90	08 Jan, 2035	0.01
BLACKROCK INC	4.70	14 Mar, 2029	0.01
FLEX LTD	5.25	15 Jan, 2032	0.01
VERISIGN, INC	5.25	01 Jun, 2032	0.01

Issuer Name	Coupon (%)	Maturity Date	Weight (%)
AUTONATION INC	5.89	15 Mar, 2035	0.01
QBE INSURANCE GROUP LTD	5.83	03 Oct, 2035	0.01
GATX CORP	5.50	15 Jun, 2035	0.01
PFIZER INC	5.60	15 Sep, 2040	0.01
INTEL CORP	5.00	21 Feb, 2031	0.01
BRISTOL-MYERS SQUIBB CO	2.35	13 Nov, 2040	0.01
CENCORA INC	4.62	15 Dec, 2027	0.01
HERSHEY CO	5.10	24 Feb, 2035	0.01
ORIX CORP	5.20	13 Sep, 2032	0.01
ATLASSIAN CORP	5.50	15 May, 2034	0.01
TOYOTA MOTOR CORP	5.28	13 Jul, 2026	0.01
PRINCIPAL LIFE GLOBAL FUNDING II	5.00	16 Jan, 2027	0.01
ARROW ELECTRONICS INC	5.15	21 Aug, 2029	0.01
ALLSTATE CORP	6.50	15 May, 2067	0.01
ATLASSIAN CORP	5.25	15 May, 2029	0.01
MCDONALD'S CORP	5.00	17 May, 2029	0.01
MCDONALD'S CORP	5.20	17 May, 2034	0.01
BORGWARNER INC	4.95	15 Aug, 2029	0.01
PROTECTIVE LIFE GLOBAL FUNDING	4.99	12 Jan, 2027	0.01
IDEX CORP	4.95	01 Sep, 2029	0.01
COLGATE-PALMOLIVE CO	4.60	01 Mar, 2028	0.01
IBM INTERNATIONAL CAPITAL PTE LTD	4.75	05 Feb, 2031	0.01
ASTRAZENECA FINANCE LLC	4.88	03 Mar, 2033	0.01
JOHN DEERE CAPITAL CORP	2.45	09 Jan, 2030	0.01
MASSMUTUAL GLOBAL FUNDING II	5.15	30 May, 2029	0.01
SUMITOMO MITSUI TRUST BANK LTD	5.65	14 Sep, 2026	0.01
SYNOVUS BANK	5.62	15 Feb, 2028	0.01
KRAFT HEINZ FOODS CO	5.40	15 Mar, 2035	0.01
FIRST HORIZON CORP	5.51	07 Mar, 2031	0.01
BORGWARNER INC	5.40	15 Aug, 2034	0.01
REPUBLIC SERVICES INC	4.75	15 Jul, 2030	0.01
NUTRIEN LTD	5.88	01 Dec, 2036	0.01
COMMONWEALTH BANK OF AUSTRALIA	4.61	14 Mar, 2030	0.01
ORIX CORP	5.40	25 Feb, 2035	0.01
AMERICAN HONDA FINANCE CORP	4.70	12 Jan, 2028	0.01
ALLSTATE CORP	1.45	15 Dec, 2030	0.01
ROYALTY PHARMA PLC	5.40	02 Sep, 2034	0.01
PHOENIX GROUP HOLDINGS PLC	5.38	06 Jul, 2027	0.01
ICON INVESTMENTS SIX DAC	6.00	08 May, 2034	0.01
MOODY'S CORP	5.00	05 Aug, 2034	0.01
BANK OF NEW YORK MELLON CORP	4.60	26 Jul, 2030	0.01
PECO ENERGY CO	3.90	01 Mar, 2048	0.01
EMERSON ELECTRIC CO	5.00	15 Mar, 2035	0.01

Issuer Name	Coupon (%)	Maturity Date	Weight (%)
GLOBAL PAYMENTS INC	4.95	15 Aug, 2027	0.01
M&T BANK CORP	4.83	16 Jan, 2029	0.01
REPUBLIC SERVICES INC	5.20	15 Nov, 2034	0.01
MOSAIC CO	5.45	15 Nov, 2033	0.01
AMPHENOL CORP	4.35	01 Jun, 2029	0.01
HEALTHPEAK OP LLC	5.38	15 Feb, 2035	0.01
AON CORP	5.00	12 Sep, 2032	0.01
EQT AB	5.85	08 May, 2035	0.01
CHARLES SCHWAB CORP	4.62	22 Mar, 2030	0.01
WASTE CONNECTIONS INC	4.25	01 Dec, 2028	0.01
HERSHEY CO	4.55	24 Feb, 2028	0.01
CSL FINANCE PLC	5.11	03 Apr, 2034	0.01
CAMPBELL'S CO	5.20	19 Mar, 2027	0.01
ESSENTIAL UTILITIES INC	4.80	15 Aug, 2027	0.01
IBM INTERNATIONAL CAPITAL PTE LTD	4.60	05 Feb, 2029	0.01
NORDEA BANK ABP	5.00	19 Mar, 2027	0.01
METROPOLITAN LIFE GLOBAL FUNDING I	4.40	30 Jun, 2027	0.01
mitsubishi hc finance america llc	5.15	24 Oct, 2029	0.01
O'REILLY AUTOMOTIVE INC	4.35	01 Jun, 2028	0.01
AT&T INC	5.45	01 Mar, 2047	0.01
DAIMLER TRUCK FINANCE NORTH AMERICA LLC	5.38	18 Jan, 2034	0.01
ORIX CORP	5.00	13 Sep, 2027	0.01
CATERPILLAR FINANCIAL SERVICES CORP	4.50	08 Jan, 2027	0.01
PUBLIC STORAGE OPERATING CO	1.95	09 Nov, 2028	0.01
NXP BV	4.40	01 Jun, 2027	0.01
SUMITOMO MITSUI TRUST BANK LTD	4.95	15 Sep, 2027	0.01
CENCORA INC	5.12	15 Feb, 2034	0.01
BRISTOL-MYERS SQUIBB CO	3.45	15 Nov, 2027	0.01
CARGILL INC	5.12	11 Feb, 2035	0.01
KROGER CO	7.50	01 Apr, 2031	0.01
HOME DEPOT INC	5.40	15 Sep, 2040	0.01
STARBUCKS CORP	5.40	15 May, 2035	0.01
COLGATE-PALMOLIVE CO	4.00	15 Aug, 2045	0.01
ECOLAB INC	1.30	30 Jan, 2031	0.01
TOYOTA MOTOR CREDIT CORP	4.70	12 Jan, 2033	0.01
WESTERN UNION CO	6.20	17 Nov, 2036	0.01
CATERPILLAR INC	6.05	15 Aug, 2036	0.01
EIDP INC	5.12	15 May, 2032	0.01
ADOBE INC	4.85	04 Apr, 2027	0.01
NVENT FINANCE SARL	5.65	15 May, 2033	0.01
LPL HOLDINGS INC	5.75	15 Jun, 2035	0.01
mitsubishi hc capital inc	5.08	15 Sep, 2027	0.01
GENERAL MILLS INC	4.70	30 Jan, 2027	0.01

Issuer Name	Coupon (%)	Maturity Date	Weight (%)
COLGATE-PALMOLIVE CO	4.60	01 Mar, 2033	0.01
STARBUCKS CORP	5.00	15 Feb, 2034	0.01
LPL HOLDINGS INC	5.70	20 May, 2027	0.01
LPL HOLDINGS INC	5.15	15 Jun, 2030	0.01
LPL HOLDINGS INC	5.65	15 Mar, 2035	0.01
SEKISUI HOUSE LTD	4.70	23 Feb, 2030	0.01
RAYMOND JAMES FINANCIAL INC	4.65	01 Apr, 2030	0.01
SUMITOMO MITSUI TRUST BANK LTD	4.70	13 Mar, 2030	0.01
IBM INTERNATIONAL CAPITAL PTE LTD	4.60	05 Feb, 2027	0.01
INTEL CORP	2.80	12 Aug, 2041	0.01
RENTOKIL TERMINIX FUNDING LLC	5.62	28 Apr, 2035	0.01
NORINCHUKIN BANK	5.09	16 Oct, 2029	0.01
PACCAR FINANCIAL CORP	5.00	13 May, 2027	0.01
STRYKER CORP	4.55	10 Feb, 2027	0.01
BMW US CAPITAL LLC	5.40	21 Mar, 2035	0.01
AMERICAN HONDA FINANCE CORP	4.80	05 Mar, 2030	0.01
CONAGRA BRANDS INC	5.30	01 Oct, 2026	0.01
AVIATION CAPITAL GROUP LLC	5.12	10 Apr, 2030	0.01
BRISTOL-MYERS SQUIBB CO	3.25	27 Feb, 2027	0.01
UNITEDHEALTH GROUP INC	3.95	15 Oct, 2042	0.01
PACCAR FINANCIAL CORP	5.20	09 Nov, 2026	0.01
HOWMET AEROSPACE INC	4.85	15 Oct, 2031	0.01
DBS GROUP HOLDINGS LTD	4.40	21 Mar, 2028	0.01
HORMEL FOODS CORP	4.80	30 Mar, 2027	0.01
ROLLINS INC	5.25	24 Feb, 2035	0.01
AUTONATION INC	4.75	01 Jun, 2030	0.01
DANSKE BANK A/S	4.38	12 Jun, 2028	0.01
FEDERATION DES CAISSES DESJARDINS DU QUEBEC	4.55	23 Aug, 2027	0.01
STATE STREET CORP	4.14	03 Dec, 2029	0.01
MERITAGE HOMES CORP	5.65	15 Mar, 2035	0.01
HOST HOTELS & RESORTS LP	5.70	15 Jun, 2032	0.01
WESTPAC SECURITIES NZ LTD (LONDON BRANCH)	4.36	30 Jul, 2027	0.01
CNH INDUSTRIAL CAPITAL LLC	4.75	21 Mar, 2028	0.01
FAIRFAX FINANCIAL HOLDINGS LTD	5.75	20 May, 2035	0.01
KUBOTA CREDIT CORP USA	5.33	29 May, 2027	0.01
UNITED PARCEL SERVICE INC	4.65	15 Oct, 2030	0.01
ROPER TECHNOLOGIES INC	4.75	15 Feb, 2032	0.01
STARBUCKS CORP	4.80	15 May, 2030	0.01
GATX CORP	4.70	01 Apr, 2029	0.01
LPL HOLDINGS INC	4.90	03 Apr, 2028	0.01
M&T BANK CORP	4.55	16 Aug, 2028	0.01
CONSOLIDATED EDISON COMPANY OF NEW YORK INC	4.00	01 Dec, 2028	0.01
WMG ACQUISITION CORP	3.88	15 Jul, 2030	0.01

Issuer Name	Coupon (%)	Maturity Date	Weight (%)
BERRY GLOBAL INC	5.50	15 Apr, 2028	0.01
PAYPAL HOLDINGS INC	3.90	01 Jun, 2027	0.01
WASTE MANAGEMENT INC	4.62	15 Feb, 2033	0.01
NORINCHUKIN BANK	4.87	14 Sep, 2027	0.01
MCCORMICK & COMPANY INC	4.95	15 Apr, 2033	0.01
PROLOGIS LP	4.75	15 Jan, 2031	0.01
EXELON CORP	5.88	15 Mar, 2055	0.01
HUMANA INC	4.88	01 Apr, 2030	0.01
NTT FINANCE CORP	4.37	27 Jul, 2027	0.01
CITIGROUP INC	5.88	22 Feb, 2033	0.01
APOLLO GLOBAL MANAGEMENT INC	6.00	15 Dec, 2054	0.01
BANK OF NEW YORK MELLON CORP	3.99	13 Jun, 2028	0.01
RIO TINTO FINANCE (USA) PLC	4.38	12 Mar, 2027	0.01
SUMITOMO MITSUI TRUST BANK LTD	4.50	13 Mar, 2028	0.01
VERIZON COMMUNICATIONS INC	4.10	04 Mar, 2055	0.01
COMMONWEALTH EDISON CO	6.45	15 Jan, 2038	0.01
ERP OPERATING LP	4.95	15 Jun, 2032	0.01
AIR LEASE CORP	4.62	01 Oct, 2028	0.01
KINROSS GOLD CORP	4.50	15 Jul, 2027	0.01
EQUITABLE FINANCIAL LIFE GLOBAL FUNDING	4.88	19 Nov, 2027	0.01
STARBUCKS CORP	4.80	15 Feb, 2033	0.01
AERCAP IRELAND CAPITAL DAC	6.50	31 Jan, 2056	0.01
NOKIA OYJ	4.38	12 Jun, 2027	0.01
MASSMUTUAL GLOBAL FUNDING II	4.45	27 Mar, 2028	0.01
ONCOR ELECTRIC DELIVERY COMPANY LLC	4.50	20 Mar, 2027	0.01
CVS HEALTH CORP	4.12	01 Apr, 2040	0.01
ARCH CAPITAL FINANCE LLC	4.01	15 Dec, 2026	0.01
COOPERATIEVE RABOBANK UA (NEW YORK BRANCH)	4.33	28 Aug, 2026	0.01
QUEST DIAGNOSTICS INC	4.20	30 Jun, 2029	0.01
INTERPUBLIC GROUP OF COMPANIES INC	4.65	01 Oct, 2028	0.01
NBCUNIVERSAL MEDIA LLC	5.95	01 Apr, 2041	0.01
DR HORTON INC	4.85	15 Oct, 2030	0.01
UNITEDHEALTH GROUP INC	4.60	15 Apr, 2027	0.01
ILLUMINA INC	4.65	09 Sep, 2026	0.01
QUALCOMM INC	4.50	20 May, 2030	0.01
NIAGARA MOHAWK POWER CORP	4.28	15 Dec, 2028	0.01
WESTPAC SECURITIES NZ LTD (LONDON BRANCH)	4.41	26 Feb, 2027	0.01
KLA CORP	4.70	01 Feb, 2034	0.01
BROOKLYN UNION GAS CO	4.27	15 Mar, 2048	0.01
KUBOTA CREDIT CORP USA	4.79	28 May, 2028	0.01
PROCTER & GAMBLE CO	4.15	24 Oct, 2029	0.01
CADENCE DESIGN SYSTEMS INC	4.20	10 Sep, 2027	0.01
BEST BUY CO INC	4.45	01 Oct, 2028	0.01

Issuer Name	Coupon (%)	Maturity Date	Weight (%)
CME GROUP INC	3.75	15 Jun, 2028	0.01
CBRE SERVICES INC	5.50	15 Jun, 2035	0.01
SONOCO PRODUCTS CO	4.45	01 Sep, 2026	0.01
NASDAQ INC	3.85	30 Jun, 2026	0.01
MACQUARIE GROUP LTD	4.65	27 Mar, 2029	0.01
NESTLE HOLDINGS INC	4.25	01 Oct, 2029	0.01
ASTRAZENECA PLC	3.00	28 May, 2051	0.01
TRAVELERS COMPANIES INC	3.05	08 Jun, 2051	0.01
NESTLE HOLDINGS INC	4.12	01 Oct, 2027	0.01
EATON CORP	4.35	18 May, 2028	0.01
CNO FINANCIAL GROUP INC	5.25	30 May, 2029	0.01
QUEST DIAGNOSTICS INC	2.80	30 Jun, 2031	0.01
CNH INDUSTRIAL CAPITAL LLC	4.50	08 Oct, 2027	0.01
HP INC	1.45	17 Jun, 2026	0.01
RELX CAPITAL INC	4.75	20 May, 2032	0.01
KEURIG DR PEPPER INC	4.60	15 May, 2030	0.01
VMWARE LLC	4.65	15 May, 2027	0.01
ROPER TECHNOLOGIES INC	4.50	15 Oct, 2029	0.01
AMERICAN HONDA FINANCE CORP	5.20	05 Mar, 2035	0.01
BRISTOL-MYERS SQUIBB CO	5.50	22 Feb, 2044	0.01
MCKESSON CORP	4.25	15 Sep, 2029	0.01
EATON CAPITAL UNLIMITED CO	4.45	09 May, 2030	0.01
CARDINAL HEALTH INC	4.70	15 Nov, 2026	0.01
COLGATE-PALMOLIVE CO	4.20	01 May, 2030	0.01
COOPERATIEVE RABOBANK UA (NEW YORK BRANCH)	4.37	27 May, 2027	0.01
CLOROX CO	4.40	01 May, 2029	0.01
SUMITOMO MITSUI TRUST BANK LTD	5.05	13 Mar, 2035	0.01
AMERICAN HOMES 4 RENT LP	4.25	15 Feb, 2028	0.01
VENTAS REALTY LP	4.75	15 Nov, 2030	0.01
WRKCO INC	3.90	01 Jun, 2028	0.01
STANDARD CHARTERED PLC	4.87	15 Mar, 2033	0.01
MERCK & CO INC	4.05	17 May, 2028	0.01
WALMART INC	4.00	15 Apr, 2030	0.01
ENSTAR FINANCE LLC	5.50	15 Jan, 2042	0.01
LAZARD GROUP LLC	4.50	19 Sep, 2028	0.01
JPMORGAN CHASE & CO	8.75	01 Sep, 2030	0.01
KEURIG DR PEPPER INC	4.35	15 May, 2028	0.01
WALT DISNEY CO	3.70	23 Mar, 2027	0.01
NVENT FINANCE SARL	4.55	15 Apr, 2028	0.01
JABIL INC	3.95	12 Jan, 2028	0.01
PROCTER & GAMBLE CO	4.55	24 Oct, 2034	0.01
TOYOTA MOTOR CORP	3.67	20 Jul, 2028	0.01
AMERICAN HOMES 4 RENT LP	5.25	15 Mar, 2035	0.01

Issuer Name	Coupon (%)	Maturity Date	Weight (%)
O'REILLY AUTOMOTIVE INC	5.00	19 Aug, 2034	0.01
CSI MTN LTD	4.38	22 Apr, 2028	0.01
PUBLIC SERVICE ELECTRIC AND GAS CO	4.65	15 Mar, 2033	0.01
CROWN CASTLE INC	4.00	01 Mar, 2027	0.01
ZOETIS INC	3.90	20 Aug, 2028	0.01
LOWE'S COMPANIES INC	5.75	01 Jul, 2053	0.01
AUTODESK INC	3.50	15 Jun, 2027	0.01
ARTHUR J. GALLAGHER & CO.	5.75	15 Jul, 2054	0.01
AIR LEASE CORP	3.62	01 Dec, 2027	0.01
LINCOLN NATIONAL CORP	3.80	01 Mar, 2028	0.01
MONDELEZ INTERNATIONAL INC	4.50	06 May, 2030	0.01
TRANSURBAN QUEENSLAND FINANCE PTY LTD	4.50	19 Apr, 2028	0.01
KEURIG DR PEPPER INC	5.15	15 May, 2035	0.01
CARGILL INC	4.75	24 Apr, 2033	0.01
AIA GROUP LTD	4.95	30 Mar, 2035	0.01
SYNCHRONY FINANCIAL	3.70	04 Aug, 2026	0.01
BROADRIDGE FINANCIAL SOLUTIONS INC	3.40	27 Jun, 2026	0.01
O'REILLY AUTOMOTIVE INC	3.90	01 Jun, 2029	0.01
COMMONWEALTH EDISON CO	3.75	15 Aug, 2047	0.01
MASSACHUSETTS MUTUAL LIFE INSURANCE CO	5.67	01 Dec, 2052	0.01
SIMON PROPERTY GROUP LP	4.75	15 Mar, 2042	0.01
APTIV SWISS HOLDINGS LTD	5.75	13 Sep, 2054	0.01
PUBLIC SERVICE ELECTRIC AND GAS CO	5.50	01 Mar, 2055	0.01
ORIX CORP	3.70	18 Jul, 2027	0.01
MONDELEZ INTERNATIONAL INC	4.75	28 Aug, 2034	0.01
LOWE'S COMPANIES INC	4.55	05 Apr, 2049	0.01
KIMBERLY-CLARK CORP	3.95	01 Nov, 2028	0.01
MARSH & MCLENNAN COMPANIES INC	4.20	01 Mar, 2048	0.01
TARGET CORP	4.40	15 Jan, 2033	0.01
DELTA AIR LINES INC	4.38	19 Apr, 2028	0.01
MIZUHO FINANCIAL GROUP INC	3.66	28 Feb, 2027	0.01
JABIL INC	4.25	15 May, 2027	0.01
NORINCHUKIN BANK	5.07	14 Sep, 2032	0.01
mitsui fudosan co ltd	3.65	20 Jul, 2027	0.01
MARTIN MARIETTA MATERIALS INC	4.25	15 Dec, 2047	0.01
PROGRESSIVE CORP	4.20	15 Mar, 2048	0.01
LAZARD GROUP LLC	4.38	11 Mar, 2029	0.01
REPUBLIC SERVICES INC	2.90	01 Jul, 2026	0.01
INTERNATIONAL BUSINESS MACHINES CORP	3.30	27 Jan, 2027	0.01
NORTHERN TRUST CORP	3.65	03 Aug, 2028	0.01
EVERSOURCE ENERGY	4.25	01 Apr, 2029	0.01
AIA GROUP LTD	3.90	06 Apr, 2028	0.01
JOHN DEERE CAPITAL CORP	2.65	10 Jun, 2026	0.01

Issuer Name	Coupon (%)	Maturity Date	Weight (%)
O'REILLY AUTOMOTIVE INC	4.20	01 Apr, 2030	0.01
ANZ NEW ZEALAND INTL LTD (LONDON BRANCH)	3.45	17 Jul, 2027	0.01
ECOLAB INC	3.25	01 Dec, 2027	0.01
AEP TEXAS INC	3.95	01 Jun, 2028	0.01
J M SMUCKER CO	3.38	15 Dec, 2027	0.01
INTERNATIONAL BUSINESS MACHINES CORP	6.22	01 Aug, 2027	0.01
MASTERCARD INC	3.50	26 Feb, 2028	0.01
CSL FINANCE PLC	3.85	27 Apr, 2027	0.01
MARTIN MARIETTA MATERIALS INC	3.50	15 Dec, 2027	0.01
CMS ENERGY CORP	4.75	01 Jun, 2050	0.01
SUMITOMO MITSUI TRUST BANK LTD	4.85	10 Sep, 2034	0.01
LIBERTY MUTUAL GROUP INC	4.85	01 Aug, 2044	0.01
TOYOTA MOTOR CREDIT CORP	3.65	08 Jan, 2029	0.01
TAKEDA PHARMACEUTICAL CO LTD	5.80	05 Jul, 2064	0.01
COTY INC	4.75	15 Jan, 2029	0.01
DOLLAR GENERAL CORP	4.12	01 May, 2028	0.01
ARROW ELECTRONICS INC	3.88	12 Jan, 2028	0.01
STANLEY BLACK & DECKER INC	4.25	15 Nov, 2028	0.01
CSL FINANCE PLC	4.05	27 Apr, 2029	0.01
SOLVENTUM CORP	6.00	15 May, 2064	0.01
KEURIG DR PEPPER INC	3.43	15 Jun, 2027	0.01
AMERIPRISE FINANCIAL INC	4.50	13 May, 2032	0.01
SCENTRE GROUP TRUST 1	3.75	23 Mar, 2027	0.01
MASSMUTUAL GLOBAL FUNDING II	4.35	17 Sep, 2031	0.01
DARDEN RESTAURANTS INC	3.85	01 May, 2027	0.01
COMCAST CORP	6.95	15 Aug, 2037	0.01
SEKISUI HOUSE LTD	5.10	23 Oct, 2034	0.01
COMMONWEALTH EDISON CO	2.55	15 Jun, 2026	0.01
PARAMOUNT GLOBAL	4.20	01 Jun, 2029	0.01
LINK FINANCE (CAYMAN) 2009 LTD	2.88	21 Jul, 2026	0.01
ANZ NEW ZEALAND INTL LTD (LONDON BRANCH)	3.45	21 Jan, 2028	0.01
TELUS CORP	3.70	15 Sep, 2027	0.01
S&P GLOBAL INC	2.95	22 Jan, 2027	0.01
J M SMUCKER CO	4.38	15 Mar, 2045	0.01
LABORATORY CORPORATION OF AMERICA HOLDINGS	4.55	01 Apr, 2032	0.01
COLGATE-PALMOLIVE CO	3.10	15 Aug, 2027	0.01
CLOROX CO	3.90	15 May, 2028	0.01
ERP OPERATING LP	3.50	01 Mar, 2028	0.01
FMC CORP	5.65	18 May, 2033	0.01
KIMCO REALTY OP LLC	4.85	01 Mar, 2035	0.01
CITIZENS FINANCIAL GROUP INC	2.85	27 Jul, 2026	0.01
CNH INDUSTRIAL NV	3.85	15 Nov, 2027	0.01
STARBUCKS CORP	2.45	15 Jun, 2026	0.01

Issuer Name	Coupon (%)	Maturity Date	Weight (%)
BOOKING HOLDINGS INC	3.55	15 Mar, 2028	0.01
UNITED PARCEL SERVICE INC	3.40	01 Sep, 2049	0.01
CONNECTICUT LIGHT AND POWER CO	3.20	15 Mar, 2027	0.01
MARVELL TECHNOLOGY INC	4.88	22 Jun, 2028	0.01
AIR LEASE CORP	3.62	01 Apr, 2027	0.01
MOODY'S CORP	3.25	15 Jan, 2028	0.01
SWIRE PROPERTIES MTN FINANCING LTD	3.50	10 Jan, 2028	0.01
QUALCOMM INC	4.25	20 May, 2032	0.01
AMERIPRISE FINANCIAL INC	2.88	15 Sep, 2026	0.01
ESTEE LAUDER COMPANIES INC	3.15	15 Mar, 2027	0.01
MOODY'S CORP	4.25	08 Aug, 2032	0.01
UNITED PARCEL SERVICE INC	5.20	01 Apr, 2040	0.01
GATX CORP	4.00	30 Jun, 2030	0.01
AMERICAN HONDA FINANCE CORP	3.50	15 Feb, 2028	0.01
TYSON FOODS INC	4.88	15 Aug, 2034	0.01
LAM RESEARCH CORP	2.88	15 Jun, 2050	0.01
INGREDION INC	3.20	01 Oct, 2026	0.01
ROYALTY PHARMA PLC	5.90	02 Sep, 2054	0.01
NIAGARA MOHAWK POWER CORP	5.78	16 Sep, 2052	0.01
AEP TEXAS INC	4.70	15 May, 2032	0.01
BMW US CAPITAL LLC	3.30	06 Apr, 2027	0.01
XYLEM INC	3.25	01 Nov, 2026	0.01
OWENS CORNING	4.30	15 Jul, 2047	0.01
LOWE'S COMPANIES INC	5.85	01 Apr, 2063	0.01
HERSHEY CO	2.30	15 Aug, 2026	0.01
COMERICA BANK	5.33	25 Aug, 2033	0.01
PROCTER & GAMBLE CO	2.80	25 Mar, 2027	0.01
FMC CORP	3.20	01 Oct, 2026	0.01
HIGH STREET FUNDING TRUST III	5.81	15 Feb, 2055	0.01
MARSH & MCLENNAN COMPANIES INC	5.35	15 Nov, 2044	0.01
INVITATION HOMES OPERATING PARTNERSHIP LP	4.88	01 Feb, 2035	0.01
MANUFACTURERS AND TRADERS TRUST CO	3.40	17 Aug, 2027	0.01
KONINKLIJKE AHOLD DELHAIZE NV	5.70	01 Oct, 2040	0.01
WW GRAINGER INC	4.45	15 Sep, 2034	0.01
TOYOTA MOTOR CREDIT CORP	3.05	11 Jan, 2028	0.01
HOME DEPOT INC	5.40	25 Jun, 2064	0.01
ADVANCED MICRO DEVICES INC	3.92	01 Jun, 2032	0.01
HASBRO INC	3.50	15 Sep, 2027	0.01
PUBLIC STORAGE OPERATING CO	3.09	15 Sep, 2027	0.01
WELLTOWER OP LLC	2.70	15 Feb, 2027	0.01
STATE STREET CORP	4.42	13 May, 2033	0.01
PARKER-HANNIFIN CORP	4.10	01 Mar, 2047	0.01
KIMCO REALTY OP LLC	2.80	01 Oct, 2026	0.01

Issuer Name	Coupon (%)	Maturity Date	Weight (%)
SUN HUNG KAI PROPERTIES (CAPITAL MARKET) LTD	3.75	25 Feb, 2029	0.01
ERP OPERATING LP	2.85	01 Nov, 2026	0.01
PROGRESSIVE CORP	2.45	15 Jan, 2027	0.01
GOODMAN US FINANCE FIVE LLC	4.62	04 May, 2032	0.01
TJX COMPANIES INC	3.88	15 Apr, 2030	0.01
JUNIPER NETWORKS INC	3.75	15 Aug, 2029	0.01
ALCON FINANCE CORP	2.75	23 Sep, 2026	0.01
UNUM GROUP	5.75	15 Aug, 2042	0.01
BECTON DICKINSON AND CO	4.30	22 Aug, 2032	0.01
BAXTER INTERNATIONAL INC	3.13	01 Dec, 2051	0.01
INTERCONTINENTAL EXCHANGE INC	3.10	15 Sep, 2027	0.01
JOHN DEERE CAPITAL CORP	3.90	07 Jun, 2032	0.01
LEGGETT & PLATT INC	4.40	15 Mar, 2029	0.01
WRKCO INC	4.20	01 Jun, 2032	0.01
ROYAL CARIBBEAN CRUISES LTD	3.70	15 Mar, 2028	0.01
AMPHENOL CORP	5.38	15 Nov, 2054	0.01
CARGILL INC	3.12	25 May, 2051	0.01
BAXTER INTERNATIONAL INC	3.95	01 Apr, 2030	0.01
SUMITOMO MITSUI TRUST BANK LTD	2.80	10 Mar, 2027	0.01
JPMORGAN CHASE FINANCIAL COMPANY LLC	5.00	28 Aug, 2028	0.01
FACTSET RESEARCH SYSTEMS INC	2.90	01 Mar, 2027	0.01
WASTE CONNECTIONS INC	3.50	01 May, 2029	0.01
AMERICAN HONDA FINANCE CORP	2.30	09 Sep, 2026	0.01
ITC HOLDINGS CORP	3.35	15 Nov, 2027	0.01
AON PLC	4.60	14 Jun, 2044	0.01
HUMANA INC	6.00	01 May, 2055	0.01
ROGERS COMMUNICATIONS INC	2.90	15 Nov, 2026	0.01
JOHN DEERE CAPITAL CORP	2.80	08 Sep, 2027	0.01
AMERICAN HONDA FINANCE CORP	2.35	08 Jan, 2027	0.01
AMERICAN WATER CAPITAL CORP	2.30	01 Jun, 2031	0.01
PROGRESSIVE CORP	2.50	15 Mar, 2027	0.01
TEXAS INSTRUMENTS INC	2.90	03 Nov, 2027	0.01
ZURICH FINANCE (IRELAND) II DAC	5.50	23 Apr, 2055	0.01
PARAMOUNT GLOBAL	3.70	01 Jun, 2028	0.01
PRINCIPAL FINANCIAL GROUP INC	3.70	15 May, 2029	0.01
UNITED PARCEL SERVICE INC	2.40	15 Nov, 2026	0.01
PARAMOUNT GLOBAL	3.38	15 Feb, 2028	0.01
NOV INC	3.60	01 Dec, 2029	0.01
JOHN DEERE CAPITAL CORP	2.35	08 Mar, 2027	0.01
MCCORMICK & COMPANY INC	4.70	15 Oct, 2034	0.01
SUMITOMO MITSUI FINANCIAL GROUP INC	2.17	14 Jan, 2027	0.01
STATE STREET CORP	2.62	07 Feb, 2033	0.01
ROYAL BANK OF CANADA	2.05	21 Jan, 2027	0.01

Issuer Name	Coupon (%)	Maturity Date	Weight (%)
MARSH & MCLENNAN COMPANIES INC	5.45	15 Mar, 2054	0.01
NXP BV	3.15	01 May, 2027	0.01
FEDEX CORP	5.10	15 Jan, 2044	0.01
PUBLIC SERVICE ELECTRIC AND GAS CO	5.30	01 Aug, 2054	0.01
TELSTRA GROUP LTD	3.25	15 Nov, 2027	0.01
EQUITABLE FINANCIAL LIFE GLOBAL FUNDING	1.30	12 Jul, 2026	0.01
FEDEX CORP	4.40	15 Jan, 2047	0.01
WASTE MANAGEMENT INC	3.88	15 Jan, 2029	0.01
STERIS IRISH FINCO UNLIMITED CO	3.75	15 Mar, 2051	0.01
PROTECTIVE LIFE CORP	5.35	10 Aug, 2052	0.01
LEGGETT & PLATT INC	3.50	15 Nov, 2027	0.01
PUBLIC STORAGE OPERATING CO	3.38	01 May, 2029	0.01
AFLAC INC	4.75	15 Jan, 2049	0.01
CDW LLC	3.28	01 Dec, 2028	0.01
CATERPILLAR FINANCIAL SERVICES CORP	1.70	08 Jan, 2027	0.01
MCKESSON CORP	1.30	15 Aug, 2026	0.01
MANULIFE FINANCIAL CORP	2.48	19 May, 2027	0.01
METROPOLITAN LIFE GLOBAL FUNDING I	3.30	21 Mar, 2029	0.01
JOHN DEERE CAPITAL CORP	1.70	11 Jan, 2027	0.01
OTIS WORLDWIDE CORP	2.29	05 Apr, 2027	0.01
JABIL INC	3.60	15 Jan, 2030	0.01
DISCOVERY COMMUNICATIONS LLC	6.35	01 Jun, 2040	0.01
PROLOGIS LP	2.12	15 Apr, 2027	0.01
HCA INC	3.38	15 Mar, 2029	0.01
INTEL CORP	4.10	14 Aug, 2047	0.01
NORTHERN TRUST CORP	3.15	03 May, 2029	0.01
WRKCO INC	3.38	15 Sep, 2027	0.01
CATERPILLAR FINANCIAL SERVICES CORP	1.15	14 Sep, 2026	0.01
TEXAS INSTRUMENTS INC	1.12	15 Sep, 2026	0.01
ECOLAB INC	1.65	01 Feb, 2027	0.01
METROPOLITAN LIFE GLOBAL FUNDING I	3.05	17 Jun, 2029	0.01
FIFTH THIRD BANCORP	1.71	01 Nov, 2027	0.01
STARBUCKS CORP	2.00	12 Mar, 2027	0.01
BANK OF NEW YORK MELLON CORP	3.00	30 Oct, 2028	0.01
CELLNEX FINANCE COMPANY SAU	3.88	07 Jul, 2041	0.01
JOHN DEERE CAPITAL CORP	1.75	09 Mar, 2027	0.01
MASTERCARD INC	3.80	21 Nov, 2046	0.01
STATE STREET CORP	1.68	18 Nov, 2027	0.01
PANASONIC HOLDINGS CORP	3.11	19 Jul, 2029	0.01
ALEXANDRIA REAL ESTATE EQUITIES INC	4.75	15 Apr, 2035	0.01
EQUITABLE FINANCIAL LIFE GLOBAL FUNDING	1.70	12 Nov, 2026	0.01
EPR PROPERTIES	3.75	15 Aug, 2029	0.01
FMC CORP	6.38	18 May, 2053	0.01

Issuer Name	Coupon (%)	Maturity Date	Weight (%)
ELI LILLY AND CO	5.55	15 Mar, 2037	0.01
3M CO	3.70	15 Apr, 2050	0.01
HP INC	3.40	17 Jun, 2030	0.01
BANK OF NEW YORK MELLON CORP	1.05	15 Oct, 2026	0.01
MARSH & MCLENNAN COMPANIES INC	4.75	15 Mar, 2039	0.01
NORINCHUKIN BANK	1.28	22 Sep, 2026	0.01
PUBLIC STORAGE OPERATING CO	2.25	09 Nov, 2031	0.01
NESTLE HOLDINGS INC	1.15	14 Jan, 2027	0.01
PROGRESSIVE CORP	3.20	26 Mar, 2030	0.01
ROCKWELL AUTOMATION INC	4.20	01 Mar, 2049	0.01
BAXALTA INC	5.25	23 Jun, 2045	0.01
INTERNATIONAL BUSINESS MACHINES CORP	2.85	15 May, 2040	0.01
MOHAWK INDUSTRIES INC	3.62	15 May, 2030	0.01
HKT CAPITAL NO.5 LTD	3.25	30 Sep, 2029	0.01
EQUINIX INC	1.80	15 Jul, 2027	0.01
TOYOTA MOTOR CORP	2.76	02 Jul, 2029	0.01
INTERNATIONAL BUSINESS MACHINES CORP	2.95	15 May, 2050	0.01
MASSACHUSETTS MUTUAL LIFE INSURANCE CO	3.38	15 Apr, 2050	0.01
OMEGA HEALTHCARE INVESTORS INC	3.62	01 Oct, 2029	0.01
SAN DIEGO GAS & ELECTRIC CO	2.95	15 Aug, 2051	0.01
VODAFONE GROUP PLC	5.75	10 Feb, 2063	0.01
DISCOVERY COMMUNICATIONS LLC	5.20	20 Sep, 2047	0.01
AIR LEASE CORP	3.25	01 Oct, 2029	0.01
MACQUARIE GROUP LTD	1.94	14 Apr, 2028	0.01
APPLIED MATERIALS INC	2.75	01 Jun, 2050	0.01
MIZUHO FINANCIAL GROUP INC	3.26	22 May, 2030	0.01
CONNECTICUT LIGHT AND POWER CO	5.25	15 Jan, 2053	0.01
ELI LILLY AND CO	4.15	15 Mar, 2059	0.01
TOYOTA MOTOR CREDIT CORP	1.65	10 Jan, 2031	0.01
PARKER-HANNIFIN CORP	4.20	21 Nov, 2034	0.01
FEDERAL REALTY OP LP	4.50	01 Dec, 2044	0.01
EMERSON ELECTRIC CO	1.80	15 Oct, 2027	0.01
ORIX CORP	4.00	13 Apr, 2032	0.01
TAKE-TWO INTERACTIVE SOFTWARE INC	4.00	14 Apr, 2032	0.01
INTUIT INC	1.35	15 Jul, 2027	0.01
HUMANA INC	3.12	15 Aug, 2029	0.01
AMERICAN HONDA FINANCE CORP	1.80	13 Jan, 2031	0.01
XYLEM INC	1.95	30 Jan, 2028	0.01
ELECTRONIC ARTS INC	2.95	15 Feb, 2051	0.01
BLOCK FINANCIAL LLC	2.50	15 Jul, 2028	0.01
UNITED PARCEL SERVICE INC	4.88	15 Nov, 2040	0.01
ELI LILLY AND CO	2.50	15 Sep, 2060	0.01
HUNTINGTON BANCSHARES INC	2.49	15 Aug, 2036	0.01

Issuer Name	Coupon (%)	Maturity Date	Weight (%)
OLD REPUBLIC INTERNATIONAL CORP	3.85	11 Jun, 2051	0.01
SUMITOMO MITSUI FINANCIAL GROUP INC	2.47	14 Jan, 2029	0.01
INVITATION HOMES OPERATING PARTNERSHIP LP	5.45	15 Aug, 2030	0.01
CARDINAL HEALTH INC	4.37	15 Jun, 2047	0.01
NOMURA HOLDINGS INC	2.71	22 Jan, 2029	0.01
AUTODESK INC	2.85	15 Jan, 2030	0.01
SWIRE PACIFIC MTN FINANCING HK LTD	2.88	30 Jan, 2030	0.01
MICROSOFT CORP	4.50	01 Oct, 2040	0.01
ORACLE CORP	3.25	15 May, 2030	0.01
AMERICAN INTERNATIONAL GROUP INC	3.88	15 Jan, 2035	0.01
STEEL DYNAMICS INC	3.25	15 Jan, 2031	0.01
KKR FINANCIAL HOLDINGS LLC	5.50	30 Mar, 2032	0.01
GLOBE LIFE INC	5.85	15 Sep, 2034	0.01
mitsubishi UFJ FINANCIAL GROUP INC	4.29	26 Jul, 2038	0.01
JOHNSON & JOHNSON	4.50	05 Dec, 2043	0.01
CUMMINS INC	4.88	01 Oct, 2043	0.01
JPMORGAN CHASE & CO	8.00	29 Apr, 2027	0.01
CATERPILLAR INC	2.60	19 Sep, 2029	0.01
PAYPAL HOLDINGS INC	5.25	01 Jun, 2062	0.01
LINCOLN NATIONAL CORP	3.40	15 Jan, 2031	0.01
KEYSIGHT TECHNOLOGIES INC	3.00	30 Oct, 2029	0.01
WESTROCK MWV LLC	8.20	15 Jan, 2030	0.01
BRUNSWICK CORP	2.40	18 Aug, 2031	0.01
S&P GLOBAL INC	2.50	01 Dec, 2029	0.01
AGILENT TECHNOLOGIES INC	2.75	15 Sep, 2029	0.01
AIA GROUP LTD	4.88	11 Mar, 2044	0.01
SUMITOMO MITSUI FINANCIAL GROUP INC	2.72	27 Sep, 2029	0.01
DR HORTON INC	1.40	15 Oct, 2027	0.01
MIZUHO FINANCIAL GROUP INC	2.87	13 Sep, 2030	0.01
VONTIER CORP	2.40	01 Apr, 2028	0.01
TRAVELERS COMPANIES INC	6.75	20 Jun, 2036	0.01
INTERPUBLIC GROUP OF COMPANIES INC	5.40	01 Oct, 2048	0.01
EQUITABLE FINANCIAL LIFE GLOBAL FUNDING	1.40	27 Aug, 2027	0.01
CATERPILLAR FINANCIAL SERVICES CORP	4.80	08 Jan, 2030	0.01
AT&T INC	3.10	01 Feb, 2043	0.01
FLOWSERVE CORP	3.50	01 Oct, 2030	0.01
JOHN DEERE CAPITAL CORP	1.50	06 Mar, 2028	0.01
ASSURED GUARANTY US HOLDINGS INC	3.15	15 Jun, 2031	0.01
AEP TEXAS INC	5.40	01 Jun, 2033	0.01
HEALTHPEAK OP LLC	2.12	01 Dec, 2028	0.01
INTEL CORP	4.25	15 Dec, 2042	0.01
BANK OF NEW YORK MELLON CORP	1.65	14 Jul, 2028	0.01
NATIONAL RURAL UTILITIES COOPERATIVE FINANCE CORP	5.00	07 Feb, 2031	0.01

Issuer Name	Coupon (%)	Maturity Date	Weight (%)
FEDERAL REALTY OP LP	3.25	15 Jul, 2027	0.01
COLGATE-PALMOLIVE CO	3.25	15 Aug, 2032	0.01
FMC CORP	3.45	01 Oct, 2029	0.01
TR FINANCE LLC	5.85	15 Apr, 2040	0.01
AIR LEASE CORP	2.10	01 Sep, 2028	0.01
ONCOR ELECTRIC DELIVERY COMPANY LLC	5.25	30 Sep, 2040	0.01
WESTERN DIGITAL CORP	2.85	01 Feb, 2029	0.01
AIR LIQUIDE FINANCE SA	2.25	10 Sep, 2029	0.01
COMMONWEALTH EDISON CO	3.12	15 Mar, 2051	0.01
CARLISLE COMPANIES INC	2.20	01 Mar, 2032	0.01
STATE STREET CORP	3.15	30 Mar, 2031	0.01
PUBLIC SERVICE ELECTRIC AND GAS CO	5.20	01 Mar, 2034	0.01
NEWMONT CORPORATION	5.75	15 Nov, 2041	0.01
AMPHENOL CORP	5.05	05 Apr, 2029	0.01
WELLTOWER OP LLC	2.05	15 Jan, 2029	0.01
mitsubishi UFJ FINANCIAL GROUP INC	4.15	07 Mar, 2039	0.01
NUTRIEN LTD	2.95	13 May, 2030	0.01
ARCH CAPITAL GROUP (US) INC	5.14	01 Nov, 2043	0.01
IDEX CORP	3.00	01 May, 2030	0.01
WELLTOWER OP LLC	4.95	01 Sep, 2048	0.01
RIO TINTO ALCAN INC	7.25	15 Mar, 2031	0.01
CANADIAN IMPERIAL BANK OF COMMERCE	5.62	17 Jul, 2026	0.01
AMERICAN WATER CAPITAL CORP	2.80	01 May, 2030	0.01
EBAY INC	6.30	22 Nov, 2032	0.01
MASTERCARD INC	2.95	15 Mar, 2051	0.01
MDC HOLDINGS INC	6.00	15 Jan, 2043	0.01
CENCORA INC	2.80	15 May, 2030	0.01
CAPITAL ONE NA	2.70	06 Feb, 2030	0.01
CVS HEALTH CORP	6.12	15 Sep, 2039	0.01
WASTE CONNECTIONS INC	3.20	01 Jun, 2032	0.01
REVVITY INC	1.90	15 Sep, 2028	0.01
WASTE MANAGEMENT INC	1.15	15 Mar, 2028	0.01
ONCOR ELECTRIC DELIVERY COMPANY LLC	3.10	15 Sep, 2049	0.01
EVERSOURCE ENERGY	3.45	15 Jan, 2050	0.01
FIRST HORIZON BANK	5.75	01 May, 2030	0.01
MONDELEZ INTERNATIONAL INC	4.12	07 May, 2028	0.01
STATE STREET CORP	3.03	01 Nov, 2034	0.01
TYSON FOODS INC	5.15	15 Aug, 2044	0.01
JPMORGAN CHASE & CO	7.62	15 Oct, 2026	0.01
NATIONAL RURAL UTILITIES COOPERATIVE FINANCE CORP	2.40	15 Mar, 2030	0.01
SUN HUNG KAI PROPERTIES (CAPITAL MARKET) LTD	2.75	13 May, 2030	0.01
AUTOZONE INC	5.05	15 Jul, 2026	0.01
CHURCH & DWIGHT CO INC	5.00	15 Jun, 2052	0.01

Issuer Name	Coupon (%)	Maturity Date	Weight (%)
ESSENTIAL UTILITIES INC	2.70	15 Apr, 2030	0.01
MASTERCARD INC	4.55	15 Mar, 2028	0.01
CATERPILLAR FINANCIAL SERVICES CORP	4.50	07 Jan, 2027	0.01
FORTIVE CORP	4.30	15 Jun, 2046	0.01
KEURIG DR PEPPER INC	4.50	15 Nov, 2045	0.01
TJX COMPANIES INC	1.15	15 May, 2028	0.01
CONSOLIDATED EDISON COMPANY OF NEW YORK INC	5.12	15 Mar, 2035	0.01
MARTIN MARIETTA MATERIALS INC	2.50	15 Mar, 2030	0.01
HOME DEPOT INC	0.90	15 Mar, 2028	0.01
NUTRIEN LTD	5.62	01 Dec, 2040	0.01
MERCEDES-BENZ FINANCE NORTH AMERICA LLC	5.00	01 Apr, 2030	0.01
KIMCO REALTY OP LLC	2.70	01 Oct, 2030	0.01
SHERWIN-WILLIAMS CO	4.80	01 Sep, 2031	0.01
SYSCO CORP	2.40	15 Feb, 2030	0.01
AUTOZONE INC	4.50	01 Feb, 2028	0.01
PUBLIC SERVICE ELECTRIC AND GAS CO	3.10	15 Mar, 2032	0.01
FACTSET RESEARCH SYSTEMS INC	3.45	01 Mar, 2032	0.01
TARGET CORP	3.62	15 Apr, 2046	0.01
AVERY DENNISON CORP	2.65	30 Apr, 2030	0.01
ROYALTY PHARMA PLC	3.35	02 Sep, 2051	0.01
ZIONS BANCORPORATION NA	3.25	29 Oct, 2029	0.01
EPR PROPERTIES	4.75	15 Dec, 2026	0.01
MCCORMICK & COMPANY INC	2.50	15 Apr, 2030	0.01
NUTRIEN LTD	4.90	01 Jun, 2043	0.01
NATIONAL RURAL UTILITIES COOPERATIVE FINANCE CORP	5.10	06 May, 2027	0.01
EIDP INC	2.30	15 Jul, 2030	0.01
HYSAN MTN LTD	2.82	04 Sep, 2029	0.01
PROGRESSIVE CORP	3.00	15 Mar, 2032	0.01
ALEXANDRIA REAL ESTATE EQUITIES INC	4.70	01 Jul, 2030	0.01
GLOBAL PAYMENTS INC	4.45	01 Jun, 2028	0.01
PAYPAL HOLDINGS INC	4.45	06 Mar, 2028	0.01
CATERPILLAR FINANCIAL SERVICES CORP	4.40	03 Mar, 2028	0.01
RIO TINTO FINANCE (USA) PLC	4.75	22 Mar, 2042	0.01
EPR PROPERTIES	4.50	01 Jun, 2027	0.01
ESSENTIAL UTILITIES INC	5.30	01 May, 2052	0.01
UNUM GROUP	4.12	15 Jun, 2051	0.01
MERCEDES-BENZ FINANCE NORTH AMERICA LLC	4.75	31 Mar, 2028	0.01
NASDAQ INC	2.50	21 Dec, 2040	0.01
J M SMUCKER CO	2.38	15 Mar, 2030	0.01
FIRST INDUSTRIAL LP	5.25	15 Jan, 2031	0.01
PRUDENTIAL FINANCIAL INC	2.10	10 Mar, 2030	0.01
KILROY REALTY LP	3.05	15 Feb, 2030	0.01
PROLOGIS LP	3.00	15 Apr, 2050	0.01

Issuer Name	Coupon (%)	Maturity Date	Weight (%)
TOLL BROTHERS FINANCE CORP	4.88	15 Mar, 2027	0.01
LABORATORY CORPORATION OF AMERICA HOLDINGS	2.70	01 Jun, 2031	0.01
TELEFONICA EMISIONES SAU	4.67	06 Mar, 2038	0.01
SMITHFIELD FOODS INC	3.00	15 Oct, 2030	0.01
RADIAN GROUP INC	4.88	15 Mar, 2027	0.01
PARAMOUNT GLOBAL	4.60	15 Jan, 2045	0.01
INTERNATIONAL BUSINESS MACHINES CORP	3.43	09 Feb, 2052	0.01
GENUINE PARTS CO	6.50	01 Nov, 2028	0.01
MIZUHO FINANCIAL GROUP INC	2.59	25 May, 2031	0.01
BIOGEN INC	3.25	15 Feb, 2051	0.01
CAMPBELL'S CO	2.38	24 Apr, 2030	0.01
PROGRESSIVE CORP	6.25	01 Dec, 2032	0.01
CORNING INC	4.75	15 Mar, 2042	0.01
KELLANOVA	2.10	01 Jun, 2030	0.01
SAN DIEGO GAS & ELECTRIC CO	4.50	15 Aug, 2040	0.01
AMERICAN ASSETS TRUST LP	3.38	01 Feb, 2031	0.01
KROGER CO	2.20	01 May, 2030	0.01
SAN DIEGO GAS & ELECTRIC CO	3.00	15 Mar, 2032	0.01
FIDELITY NATIONAL INFORMATION SERVICES INC	3.75	21 May, 2029	0.01
REGENERON PHARMACEUTICALS INC	2.80	15 Sep, 2050	0.01
AGILENT TECHNOLOGIES INC	2.10	04 Jun, 2030	0.01
AEP TEXAS INC	5.25	15 May, 2052	0.01
SOCIETE GENERALE SA	5.62	24 Nov, 2045	0.01
TRAVELERS COMPANIES INC	4.60	01 Aug, 2043	0.01
SHERWIN-WILLIAMS CO	2.30	15 May, 2030	0.01
WELLTOWER OP LLC	2.75	15 Jan, 2032	0.01
AMERICAN WATER CAPITAL CORP	4.15	01 Jun, 2049	0.01
TYCO ELECTRONICS GROUP SA	4.50	09 Feb, 2031	0.01
IDEX CORP	2.62	15 Jun, 2031	0.01
KIMBERLY-CLARK CORP	5.30	01 Mar, 2041	0.01
VERIZON COMMUNICATIONS INC	5.50	16 Mar, 2047	0.01
VOYA FINANCIAL INC	3.65	15 Jun, 2026	0.01
TOYOTA MOTOR CORP	2.36	25 Mar, 2031	0.01
TYCO ELECTRONICS GROUP SA	5.00	09 May, 2035	0.01
METLIFE INC	4.72	15 Dec, 2044	0.01
TAPESTRY INC	3.05	15 Mar, 2032	0.01
LOWE'S COMPANIES INC	4.65	15 Apr, 2042	0.01
AON CORP	2.60	02 Dec, 2031	0.01
VERIZON COMMUNICATIONS INC	5.85	15 Sep, 2035	0.01
INTERNATIONAL BUSINESS MACHINES CORP	2.72	09 Feb, 2032	0.01
VODAFONE GROUP PLC	5.12	19 Jun, 2059	0.01
LINCOLN NATIONAL CORP	2.33	15 Aug, 2030	0.01
PROLOGIS LP	3.38	15 Dec, 2027	0.01

Issuer Name	Coupon (%)	Maturity Date	Weight (%)
ENSTAR GROUP LTD	3.10	01 Sep, 2031	0.01
SKYWORKS SOLUTIONS INC	3.00	01 Jun, 2031	0.01
EMPOWER FINANCE 2020 LP	3.08	17 Sep, 2051	0.01
MICROSOFT CORP	4.00	12 Feb, 2055	0.01
CHARLES SCHWAB CORP	2.75	01 Oct, 2029	0.01
MARKEL GROUP INC	5.00	05 Apr, 2046	0.01
ARES FINANCE CO III LLC	4.12	30 Jun, 2051	0.01
AMERICAN INTERNATIONAL GROUP INC	5.75	01 Apr, 2048	0.01
SIMON PROPERTY GROUP LP	4.25	30 Nov, 2046	0.01
WESTERN DIGITAL CORP	3.10	01 Feb, 2032	0.01
ARTHUR J. GALLAGHER & CO.	6.50	15 Feb, 2034	0.01
SYSCO CORP	4.85	01 Oct, 2045	0.01
WELLTOWER OP LLC	6.50	15 Mar, 2041	0.01
EMERSON ELECTRIC CO	1.95	15 Oct, 2030	0.01
INTERPUBLIC GROUP OF COMPANIES INC	2.40	01 Mar, 2031	0.01
BMW US CAPITAL LLC	2.55	01 Apr, 2031	0.01
TARGET CORP	6.50	15 Oct, 2037	0.01
OWENS CORNING	3.95	15 Aug, 2029	0.01
XYLEM INC	2.25	30 Jan, 2031	0.01
TARGET CORP	2.65	15 Sep, 2030	0.01
GATX CORP	6.90	01 May, 2034	0.01
HUBBELL INC	3.50	15 Feb, 2028	0.01
RELIANCE INC	2.15	15 Aug, 2030	0.01
FEDEX CORP	3.25	15 May, 2041	0.01
FIRST AMERICAN FINANCIAL CORP	5.45	30 Sep, 2034	0.01
ALLSTATE CORP	4.50	15 Jun, 2043	0.01
YAMANA GOLD INC	2.63	15 Aug, 2031	0.01
CSL FINANCE PLC	4.62	27 Apr, 2042	0.01
AVALONBAY COMMUNITIES INC	3.20	15 Jan, 2028	0.01
VENTAS REALTY LP	3.25	15 Oct, 2026	0.01
NEWMONT CORPORATION	5.45	09 Jun, 2044	0.01
NMI HOLDINGS INC	6.00	15 Aug, 2029	0.01
JONES LANG LASALLE INC	6.88	01 Dec, 2028	0.01
SONOCO PRODUCTS CO	2.85	01 Feb, 2032	0.01
INTUIT INC	1.65	15 Jul, 2030	0.01
PROCTER & GAMBLE CO	3.55	25 Mar, 2040	0.01
CBRE SERVICES INC	2.50	01 Apr, 2031	0.01
EVERSOURCE ENERGY	3.30	15 Jan, 2028	0.01
MEAD JOHNSON NUTRITION CO	4.60	01 Jun, 2044	0.01
KEURIG DR PEPPER INC	2.25	15 Mar, 2031	0.01
LINCOLN NATIONAL CORP	3.05	15 Jan, 2030	0.01
WP CAREY INC	2.40	01 Feb, 2031	0.01
ARROW ELECTRONICS INC	2.95	15 Feb, 2032	0.01

Issuer Name	Coupon (%)	Maturity Date	Weight (%)
VENTAS REALTY LP	2.50	01 Sep, 2031	0.01
ORIX CORP	2.25	09 Mar, 2031	0.01
REPUBLIC SERVICES INC	6.20	01 Mar, 2040	0.01
MASSMUTUAL GLOBAL FUNDING II	2.15	09 Mar, 2031	0.01
CONSOLIDATED EDISON COMPANY OF NEW YORK INC	6.20	15 Jun, 2036	0.01
ZURICH FINANCE (IRELAND) DAC	3.50	02 May, 2052	0.01
WASTE MANAGEMENT INC	2.00	01 Jun, 2029	0.01
DOC DR LLC	2.62	01 Nov, 2031	0.01
FORTINET INC	2.20	15 Mar, 2031	0.01
ALEXANDRIA REAL ESTATE EQUITIES INC	5.15	15 Apr, 2053	0.01
ILLUMINA INC	2.55	23 Mar, 2031	0.01
ACUITY BRANDS LIGHTING INC	2.15	15 Dec, 2030	0.01
AVALONBAY COMMUNITIES INC	3.30	01 Jun, 2029	0.01
AMERICAN TOWER CORP	3.70	15 Oct, 2049	0.01
CATERPILLAR INC	1.90	12 Mar, 2031	0.01
VERIZON COMMUNICATIONS INC	4.75	01 Nov, 2041	0.01
CLOROX CO	1.80	15 May, 2030	0.01
AUTOZONE INC	3.75	18 Apr, 2029	0.01
JOHN DEERE CAPITAL CORP	2.25	14 Sep, 2026	0.01
RYDER SYSTEM INC	2.85	01 Mar, 2027	0.01
JACKSON FINANCIAL INC	3.12	23 Nov, 2031	0.01
CATERPILLAR INC	4.75	15 May, 2064	0.01
CIGNA GROUP	6.12	15 Nov, 2041	0.01
ASB BANK LTD	2.38	22 Oct, 2031	0.01
HONGKONG LAND FINANCE (CAYMAN ISLANDS) COMPANY LTD	2.25	15 Jul, 2031	0.01
KYNDRYL HOLDINGS INC	4.10	15 Oct, 2041	0.01
VERIZON COMMUNICATIONS INC	5.00	15 Mar, 2051	0.01
FLOWSERVE CORP	2.80	15 Jan, 2032	0.01
GENUINE PARTS CO	2.75	01 Feb, 2032	0.01
BALTIMORE GAS AND ELECTRIC CO	6.35	01 Oct, 2036	0.01
BRIXMOR OPERATING PARTNERSHIP LP	2.50	16 Aug, 2031	0.01
STANLEY BLACK & DECKER INC	3.00	15 May, 2032	0.01
UNITED UTILITIES PLC	6.88	15 Aug, 2028	0.01
FLOWERS FOODS INC	2.40	15 Mar, 2031	0.01
KIMCO REALTY OP LLC	2.25	01 Dec, 2031	0.01
BANK OF AMERICA CORP	4.88	01 Apr, 2044	0.01
VODAFONE GROUP PLC	4.38	30 May, 2028	0.01
CAPITAL ONE FINANCIAL CORP	2.62	02 Nov, 2032	0.01
TEXAS INSTRUMENTS INC	1.90	15 Sep, 2031	0.01
RYDER SYSTEM INC	6.30	01 Dec, 2028	0.01
DANAHER CORP	4.38	15 Sep, 2045	0.01
BANK OF NEW YORK MELLON CORP	1.80	28 Jul, 2031	0.01
AMERICAN WATER CAPITAL CORP	4.30	01 Dec, 2042	0.01

Issuer Name	Coupon (%)	Maturity Date	Weight (%)
PRUDENTIAL FINANCIAL INC	6.62	01 Dec, 2037	0.01
ERAC USA FINANCE LLC	4.50	15 Feb, 2045	0.01
GENERAL MILLS INC	2.25	14 Oct, 2031	0.01
SOCIETE GENERALE SA	5.10	27 Jun, 2036	0.01
CATERPILLAR INC	4.30	15 May, 2044	0.01
MERITAGE HOMES CORP	3.88	15 Apr, 2029	0.01
MCCORMICK & COMPANY INC	1.85	15 Feb, 2031	0.01
OWENS CORNING	7.00	01 Dec, 2036	0.01
UNITEDHEALTH GROUP INC	4.38	15 Mar, 2042	0.01
TD SYNnex CORP	2.65	09 Aug, 2031	0.01
INTEL CORP	3.20	12 Aug, 2061	0.01
CONSOLIDATED EDISON COMPANY OF NEW YORK INC	3.85	15 Jun, 2046	0.01
BANK OF NEW YORK MELLON CORP	1.65	28 Jan, 2031	0.01
DOW CHEMICAL CO	4.25	01 Oct, 2034	0.01
CARGILL INC	1.70	02 Feb, 2031	0.01
UNILEVER CAPITAL CORP	1.38	14 Sep, 2030	0.01
GLAXOSMITHKLINE CAPITAL INC	4.20	18 Mar, 2043	0.01
QUANTA SERVICES INC	2.35	15 Jan, 2032	0.01
KROGER CO	1.70	15 Jan, 2031	0.01
ERP OPERATING LP	1.85	01 Aug, 2031	0.01
S&P GLOBAL INC	3.25	01 Dec, 2049	0.01
PUBLIC SERVICE ELECTRIC AND GAS CO	3.80	01 Mar, 2046	0.01
CBOE GLOBAL MARKETS INC	1.62	15 Dec, 2030	0.01
STRYKER CORP	2.90	15 Jun, 2050	0.01
SMITHFIELD FOODS INC	2.62	13 Sep, 2031	0.01
CUBESMART LP	2.50	15 Feb, 2032	0.01
PARAMOUNT GLOBAL	4.90	15 Aug, 2044	0.01
WALT DISNEY CO	3.38	15 Nov, 2026	0.01
PIEDMONT OPERATING PARTNERSHIP LP	6.88	15 Jul, 2029	0.01
FIRST AMERICAN FINANCIAL CORP	4.00	15 May, 2030	0.01
PROLOGIS LP	4.00	15 Sep, 2028	0.01
KROGER CO	4.65	15 Jan, 2048	0.01
PARKER-HANNIFIN CORP	4.45	21 Nov, 2044	0.01
SUMITOMO MITSUI FINANCIAL GROUP INC	1.71	12 Jan, 2031	0.01
O'REILLY AUTOMOTIVE INC	1.75	15 Mar, 2031	0.01
SHERWIN-WILLIAMS CO	2.20	15 Mar, 2032	0.01
TJX COMPANIES INC	1.60	15 May, 2031	0.01
BOSTON SCIENTIFIC CORP	4.55	01 Mar, 2039	0.01
GENUINE PARTS CO	1.88	01 Nov, 2030	0.01
MARSH & MCLENNAN COMPANIES INC	4.35	30 Jan, 2047	0.01
PULTEGROUP INC	6.38	15 May, 2033	0.01
TOYOTA MOTOR CREDIT CORP	1.90	12 Sep, 2031	0.01
BALTIMORE GAS AND ELECTRIC CO	4.55	01 Jun, 2052	0.01

Issuer Name	Coupon (%)	Maturity Date	Weight (%)
ADVANCED MICRO DEVICES INC	4.39	01 Jun, 2052	0.01
JOHNSON CONTROLS INTERNATIONAL PLC	2.00	16 Sep, 2031	0.01
HEALTHPEAK OP LLC	1.35	01 Feb, 2027	0.01
REVVITY INC	2.25	15 Sep, 2031	0.01
ANALOG DEVICES INC	3.45	15 Jun, 2027	0.01
ROSS STORES INC	1.88	15 Apr, 2031	0.01
CSL FINANCE PLC	4.95	27 Apr, 2062	0.01
MOODY'S CORP	2.75	19 Aug, 2041	0.01
MASSACHUSETTS ELECTRIC CO	1.73	24 Nov, 2030	0.01
WALMART INC	2.95	24 Sep, 2049	0.01
MONDELEZ INTERNATIONAL INC	1.50	04 Feb, 2031	0.01
STANLEY BLACK & DECKER INC	2.75	15 Nov, 2050	0.01
HARTFORD INSURANCE GROUP INC	6.10	01 Oct, 2041	0.01
ELEVANCE HEALTH INC	5.85	15 Jan, 2036	0.01
NUTRIEN LTD	5.25	15 Jan, 2045	0.01
FIRSTENERGY TRANSMISSION LLC	4.55	01 Apr, 2049	0.01
JOHNSON CONTROLS INTERNATIONAL PLC	4.50	15 Feb, 2047	0.01
AVERY DENNISON CORP	2.25	15 Feb, 2032	0.01
PENTAIR FINANCE SARL	5.90	15 Jul, 2032	0.01
NORINCHUKIN BANK	2.08	22 Sep, 2031	0.01
NEW YORK STATE ELECTRIC & GAS CORP	5.85	15 Aug, 2033	0.01
ALEXANDRIA REAL ESTATE EQUITIES INC	3.95	15 Jan, 2028	0.01
ROGERS COMMUNICATIONS INC	4.50	15 Mar, 2043	0.01
COMMONWEALTH EDISON CO	3.00	01 Mar, 2050	0.01
ONCOR ELECTRIC DELIVERY COMPANY LLC	3.75	01 Apr, 2045	0.01
GENPACT LUXEMBOURG SARL	6.00	04 Jun, 2029	0.01
ESTEE LAUDER COMPANIES INC	3.12	01 Dec, 2049	0.01
CONSOLIDATED EDISON COMPANY OF NEW YORK INC	5.85	15 Mar, 2036	0.01
FORTUNE BRANDS INNOVATIONS INC	4.00	25 Mar, 2032	0.01
KYNDRYL HOLDINGS INC	2.70	15 Oct, 2028	0.01
LAZARD GROUP LLC	6.00	15 Mar, 2031	0.01
PROLOGIS LP	2.25	15 Jan, 2032	0.01
NATIONAL RURAL UTILITIES COOPERATIVE FINANCE CORP	7.12	15 Sep, 2053	0.01
HARTFORD INSURANCE GROUP INC	4.40	15 Mar, 2048	0.01
REINSURANCE GROUP OF AMERICA INC	6.00	15 Sep, 2033	0.01
KROGER CO	6.90	15 Apr, 2038	0.01
AT&T INC	6.00	15 Aug, 2040	0.01
AVERY DENNISON CORP	5.75	15 Mar, 2033	0.01
AMGEN INC	5.65	15 Jun, 2042	0.01
BRUNSWICK CORP	4.40	15 Sep, 2032	0.01
GREAT-WEST LIFECO FINANCE 2018 LP	4.58	17 May, 2048	0.01
MERCK & CO INC	6.55	15 Sep, 2037	0.01
AT&T INC	3.50	01 Feb, 2061	0.01

Issuer Name	Coupon (%)	Maturity Date	Weight (%)
STANLEY BLACK & DECKER INC	6.00	06 Mar, 2028	0.01
NBCUNIVERSAL MEDIA LLC	6.40	30 Apr, 2040	0.01
SYSCO CORP	4.50	01 Apr, 2046	0.01
AVALONBAY COMMUNITIES INC	5.35	01 Jun, 2034	0.01
COMMONWEALTH EDISON CO	5.30	01 Jun, 2034	0.01
FLEX LTD	6.00	15 Jan, 2028	0.01
MICROSOFT CORP	3.75	12 Feb, 2045	0.01
AVALONBAY COMMUNITIES INC	5.30	07 Dec, 2033	0.01
BANK OF AMERICA CORP	6.22	15 Sep, 2026	0.01
CINCINNATI FINANCIAL CORP	6.92	15 May, 2028	0.01
MYLAN INC	5.40	29 Nov, 2043	0.01
PROCTER & GAMBLE CO	5.80	15 Aug, 2034	0.01
HCA INC	4.38	15 Mar, 2042	0.01
NATIONAL RURAL UTILITIES COOPERATIVE FINANCE CORP	4.30	15 Mar, 2049	0.01
PROTECTIVE LIFE GLOBAL FUNDING	5.21	12 Jun, 2029	0.01
SYSCO CORP	4.45	15 Mar, 2048	0.01
CHURCH & DWIGHT CO INC	3.15	01 Aug, 2027	0.01
BALTIMORE GAS AND ELECTRIC CO	5.30	01 Jun, 2034	0.01
WALT DISNEY CO	7.75	01 Dec, 2045	0.01
STANLEY BLACK & DECKER INC	4.85	15 Nov, 2048	0.01
GENUINE PARTS CO	6.88	01 Nov, 2033	0.01
MASSACHUSETTS MUTUAL LIFE INSURANCE CO	3.20	01 Dec, 2061	0.01
PARAMOUNT GLOBAL	5.50	15 May, 2033	0.01
BRIXMOR OPERATING PARTNERSHIP LP	5.75	15 Feb, 2035	0.01
BECTON DICKINSON AND CO	3.79	20 May, 2050	0.01
NUTRIEN LTD	6.12	15 Jan, 2041	0.01
ROCKWELL AUTOMATION INC	3.50	01 Mar, 2029	0.01
ARCH CAPITAL FINANCE LLC	5.03	15 Dec, 2046	0.01
CONSOLIDATED EDISON COMPANY OF NEW YORK INC	3.70	15 Nov, 2059	0.01
AT&T INC	4.65	01 Jun, 2044	0.01
BRUNSWICK CORP	5.85	18 Mar, 2029	0.01
CONNECTICUT LIGHT AND POWER CO	4.95	15 Jan, 2030	0.01
PUBLIC SERVICE ELECTRIC AND GAS CO	3.00	15 May, 2027	0.01
BORGWARNER INC	4.38	15 Mar, 2045	0.01
DOW CHEMICAL CO	4.62	01 Oct, 2044	0.01
DELL INC	6.50	15 Apr, 2038	0.01
PUBLIC SERVICE ELECTRIC AND GAS CO	2.25	15 Sep, 2026	0.01
NUTRIEN LTD	4.00	15 Dec, 2026	0.01
PUBLIC SERVICE ELECTRIC AND GAS CO	4.90	15 Dec, 2032	0.01
OLD REPUBLIC INTERNATIONAL CORP	5.75	28 Mar, 2034	0.01
MCKESSON CORP	4.90	15 Jul, 2028	0.01
SELECTIVE INSURANCE GROUP INC	5.90	15 Apr, 2035	0.01
PRINCIPAL FINANCIAL GROUP INC	5.38	15 Mar, 2033	0.01

Issuer Name	Coupon (%)	Maturity Date	Weight (%)
NUTRIEN LTD	5.20	21 Jun, 2027	0.01
DEUTSCHE BANK AG (NEW YORK BRANCH)	5.37	09 Sep, 2027	0.01
JACKSON FINANCIAL INC	5.17	08 Jun, 2027	0.01
CENCORA INC	4.25	01 Mar, 2045	0.01
AXIS SPECIALTY FINANCE LLC	4.90	15 Jan, 2040	0.01
KELLANOVA	5.25	01 Mar, 2033	0.01
ALLSTATE CORP	5.95	01 Apr, 2036	0.01
CENCORA INC	4.30	15 Dec, 2047	0.01
HONGKONG LAND FINANCE (CAYMAN ISLANDS) COMPANY LTD	5.25	14 Jul, 2033	0.01
AT&T INC	4.80	15 Jun, 2044	0.01
KIMCO REALTY OP LLC	4.25	01 Apr, 2045	0.01
COUSINS PROPERTIES LP	5.38	15 Feb, 2032	0.01
CONSOLIDATED EDISON COMPANY OF NEW YORK INC	5.38	15 May, 2034	0.01
REGENCY CENTERS LP	5.25	15 Jan, 2034	0.01
JOHN DEERE CAPITAL CORP	4.85	11 Oct, 2029	0.01
HANWHA Q CELLS AMERICAS HOLDINGS CORP	5.00	27 Jul, 2028	0.01
HANWHA Q CELLS AMERICAS HOLDINGS CORP	5.00	27 Jul, 2028	0.01
CONAGRA BRANDS INC	7.00	01 Oct, 2028	0.01
MERCEDES-BENZ FINANCE NORTH AMERICA LLC	2.62	10 Mar, 2030	0.01
NATIONAL RURAL UTILITIES COOPERATIVE FINANCE CORP	5.05	15 Sep, 2028	0.01
GATX CORP	5.45	15 Sep, 2033	0.01
CORNING INC	5.75	15 Aug, 2040	0.01
WP CAREY INC	5.38	30 Jun, 2034	0.01
ROGERS COMMUNICATIONS INC	7.50	15 Aug, 2038	0.01
MAGNA INTERNATIONAL INC	5.05	14 Mar, 2029	0.01
REPUBLIC SERVICES INC	5.00	15 Nov, 2029	0.01
NOVARTIS CAPITAL CORP	3.70	21 Sep, 2042	0.01
ECOLAB INC	2.75	18 Aug, 2055	0.01
BANK OF AMERICA CORP	4.75	21 Apr, 2045	0.01
QUEST DIAGNOSTICS INC	4.60	15 Dec, 2027	0.01
NSTAR ELECTRIC CO	4.85	01 Mar, 2030	0.01
WEA FINANCE LLC	4.75	17 Sep, 2044	0.01
MOSAIC CO	5.38	15 Nov, 2028	0.01
MAGNA INTERNATIONAL INC	5.88	01 Jun, 2035	0.01
ALLEGION US HOLDING COMPANY INC	5.60	29 May, 2034	0.01
BRIXMOR OPERATING PARTNERSHIP LP	5.50	15 Feb, 2034	0.01
WILLIS NORTH AMERICA INC	3.88	15 Sep, 2049	0.01
FAIRFAX FINANCIAL HOLDINGS LTD	6.50	20 May, 2055	0.01
SHERWIN-WILLIAMS CO	3.80	15 Aug, 2049	0.01
BROOKLYN UNION GAS CO	4.50	10 Mar, 2046	0.01
CHUBB INA HOLDINGS LLC	4.15	13 Mar, 2043	0.01
AMERICAN HOMES 4 RENT LP	4.90	15 Feb, 2029	0.01
ELEVANCE HEALTH INC	6.38	15 Jun, 2037	0.01

Issuer Name	Coupon (%)	Maturity Date	Weight (%)
AETNA INC	4.50	15 May, 2042	0.01
RELIANCE STANDARD LIFE GLOBAL FUNDING II	5.28	07 Nov, 2029	0.01
JOHN DEERE CAPITAL CORP	4.50	08 Jan, 2027	0.01
COMMONWEALTH EDISON CO	4.90	01 Feb, 2033	0.01
AGCO CORP	5.45	21 Mar, 2027	0.01
PUBLIC SERVICE ELECTRIC AND GAS CO	5.05	01 Mar, 2035	0.01
MOTOROLA SOLUTIONS INC	5.00	15 Apr, 2029	0.01
TIMKEN CO	4.50	15 Dec, 2028	0.01
KILROY REALTY LP	6.25	15 Jan, 2036	0.01
STEEL DYNAMICS INC	5.00	15 Dec, 2026	0.01
MASTERCARD INC	3.95	26 Feb, 2048	0.01
BIOGEN INC	5.05	15 Jan, 2031	0.01
BRIXMOR OPERATING PARTNERSHIP LP	5.20	01 Apr, 2032	0.01
NSTAR ELECTRIC CO	5.20	01 Mar, 2035	0.01
OHIO POWER CO	5.00	01 Jun, 2033	0.01
AT&T INC	6.55	15 Feb, 2039	0.01
BALTIMORE GAS AND ELECTRIC CO	5.65	01 Jun, 2054	0.01
NATIONAL RURAL UTILITIES COOPERATIVE FINANCE CORP	5.60	13 Nov, 2026	0.01
COMMONWEALTH EDISON CO	5.65	01 Jun, 2054	0.01
SOUTHWEST GAS CORP	2.20	15 Jun, 2030	0.01
SHERWIN-WILLIAMS CO	4.55	01 Mar, 2028	0.01
TRAVELERS COMPANIES INC	4.10	04 Mar, 2049	0.01
ERP OPERATING LP	4.15	01 Dec, 2028	0.01
CABOT CORP	5.00	30 Jun, 2032	0.01
INTERNATIONAL PAPER CO	5.15	15 May, 2046	0.01
CONSOLIDATED EDISON COMPANY OF NEW YORK INC	3.20	01 Dec, 2051	0.01
FIRSTENERGY TRANSMISSION LLC	4.55	15 Jan, 2030	0.01
BROOKLYN UNION GAS CO	4.63	05 Aug, 2027	0.01
UNITEDHEALTH GROUP INC	4.70	15 Apr, 2029	0.01
COMMERZBANK AG	6.00	12 Jan, 2028	0.01
PENTAIR FINANCE SARL	4.50	01 Jul, 2029	0.01
TWDC ENTERPRISES 18 CORP	3.70	01 Dec, 2042	0.01
TARGET CORP	3.90	15 Nov, 2047	0.01
UNUM GROUP	6.00	15 Jun, 2054	0.01
ECOLAB INC	5.50	08 Dec, 2041	0.01
AFFILIATED MANAGERS GROUP INC	5.50	20 Aug, 2034	0.01
RELIANCE STANDARD LIFE GLOBAL FUNDING II	4.93	01 Sep, 2027	0.01
GLAXOSMITHKLINE CAPITAL PLC	4.32	12 Mar, 2027	0.01
REGENCY CENTERS LP	5.00	15 Jul, 2032	0.01
PRICOA GLOBAL FUNDING I	4.65	27 Aug, 2031	0.01
KILROY REALTY LP	4.75	15 Dec, 2028	0.01
MOODY'S CORP	4.25	01 Feb, 2029	0.01
MARKEL GROUP INC	3.45	07 May, 2052	0.01

Issuer Name	Coupon (%)	Maturity Date	Weight (%)
HIGHWOODS REALTY LP	7.65	01 Feb, 2034	0.01
QUALCOMM INC	4.75	20 May, 2032	0.01
INTERNATIONAL PAPER CO	5.00	15 Sep, 2035	0.01
VALMONT INDUSTRIES INC	5.00	01 Oct, 2044	0.01
NUTRIEN LTD	4.50	12 Mar, 2027	0.01
PARAMOUNT GLOBAL	4.85	01 Jul, 2042	0.01
VULCAN MATERIALS CO	4.70	01 Mar, 2048	0.01
TRAVELERS COMPANIES INC	4.05	07 Mar, 2048	0.01
CONSOLIDATED EDISON COMPANY OF NEW YORK INC	4.30	01 Dec, 2056	0.01
PRUDENTIAL FINANCIAL INC	6.62	21 Jun, 2040	0.01
REGENCY CENTERS LP	2.95	15 Sep, 2029	0.01
CONNECTICUT LIGHT AND POWER CO	4.30	15 Apr, 2044	0.01
ZOETIS INC	3.95	12 Sep, 2047	0.01
BUNGE LIMITED FINANCE CORP	4.10	07 Jan, 2028	0.01
MONDELEZ INTERNATIONAL INC	5.12	06 May, 2035	0.01
PAYPAL HOLDINGS INC	5.50	01 Jun, 2054	0.01
FIRSTENERGY TRANSMISSION LLC	5.00	15 Jan, 2035	0.01
OHIO EDISON CO	6.88	15 Jul, 2036	0.01
PACCAR FINANCIAL CORP	4.50	25 Nov, 2026	0.01
DARDEN RESTAURANTS INC	4.35	15 Oct, 2027	0.01
DOW CHEMICAL CO	5.35	15 Mar, 2035	0.01
TOLL BROTHERS FINANCE CORP	4.35	15 Feb, 2028	0.01
STEWART INFORMATION SERVICES CORP	3.60	15 Nov, 2031	0.01
NUTRIEN LTD	4.12	15 Mar, 2035	0.01
INTERNATIONAL FLAVORS & FRAGRANCES INC	4.45	26 Sep, 2028	0.01
HORMEL FOODS CORP	3.05	03 Jun, 2051	0.01
DOC DR LLC	4.30	15 Mar, 2027	0.01
CINTAS NO 2 CORP	4.20	01 May, 2028	0.01
MCDONALD'S CORP	3.70	15 Feb, 2042	0.01
MASSACHUSETTS ELECTRIC CO	5.87	26 Feb, 2054	0.01
EPR PROPERTIES	4.95	15 Apr, 2028	0.01
AMERICAN INTERNATIONAL GROUP INC	4.80	10 Jul, 2045	0.01
UNILEVER CAPITAL CORP	2.62	12 Aug, 2051	0.01
JUNIPER NETWORKS INC	5.95	15 Mar, 2041	0.01
GLOBE LIFE INC	4.80	15 Jun, 2032	0.01
HEXCEL CORP	4.20	15 Feb, 2027	0.01
REINSURANCE GROUP OF AMERICA INC	3.95	15 Sep, 2026	0.01
PRINCIPAL FINANCIAL GROUP INC	4.11	15 Feb, 2028	0.01
PACCAR FINANCIAL CORP	4.00	26 Sep, 2029	0.01
JANUS HENDERSON US (HOLDINGS) INC	5.45	10 Sep, 2034	0.01
HSBC BANK USA NA	5.62	15 Aug, 2035	0.01
PRUDENTIAL FINANCIAL INC	5.75	15 Jul, 2033	0.01
GATX CORP	4.90	15 Mar, 2033	0.01

Issuer Name	Coupon (%)	Maturity Date	Weight (%)
ITC HOLDINGS CORP	3.25	30 Jun, 2026	0.01
HOST HOTELS & RESORTS LP	2.90	15 Dec, 2031	0.01
MERCK & CO INC	3.60	15 Sep, 2042	0.01
PUBLIC SERVICE ELECTRIC AND GAS CO	5.45	01 Aug, 2053	0.01
UNUM GROUP	4.00	15 Jun, 2029	0.01
TAPESTRY INC	4.12	15 Jul, 2027	0.01
BANK OF NEW YORK MELLON CORP	2.50	26 Jan, 2032	0.01
BRIXMOR OPERATING PARTNERSHIP LP	3.90	15 Mar, 2027	0.01
VULCAN MATERIALS CO	3.90	01 Apr, 2027	0.01
PROLOGIS LP	3.88	15 Sep, 2028	0.01
OWENS CORNING	3.40	15 Aug, 2026	0.01
REPUBLIC SERVICES INC	5.70	15 May, 2041	0.01
WALMART INC	5.00	25 Oct, 2040	0.01
ESSENTIAL UTILITIES INC	3.35	15 Apr, 2050	0.01
FIFTH THIRD BANCORP	4.05	25 Apr, 2028	0.01
FEDEX CORP	4.25	15 May, 2030	0.01
KIMCO REALTY OP LLC	3.80	01 Apr, 2027	0.01
SYSCO CORP	2.45	14 Dec, 2031	0.01
UPM-KYMMENE OYJ	7.45	26 Nov, 2027	0.01
TELUS CORP	4.30	15 Jun, 2049	0.01
COLGATE-PALMOLIVE CO	3.70	01 Aug, 2047	0.01
VENTAS REALTY LP	3.85	01 Apr, 2027	0.01
CARDINAL HEALTH INC	4.90	15 Sep, 2045	0.01
LINCOLN NATIONAL CORP	3.62	12 Dec, 2026	0.01
VOYA FINANCIAL INC	5.70	15 Jul, 2043	0.01
RAYONIER LP	2.75	17 May, 2031	0.01
RPM INTERNATIONAL INC	3.75	15 Mar, 2027	0.01
HERSHEY CO	4.50	04 May, 2033	0.01
GENERAL MOTORS FINANCIAL COMPANY INC	3.85	05 Jan, 2028	0.01
AETNA INC	3.88	15 Aug, 2047	0.01
MIRVAC GROUP FINANCE LTD	3.62	18 Mar, 2027	0.01
CVS HEALTH CORP	6.25	01 Jun, 2027	0.01
AMERICAN TOWER CORP	3.12	15 Jan, 2027	0.01
RYDER SYSTEM INC	2.90	01 Dec, 2026	0.01
ERP OPERATING LP	3.25	01 Aug, 2027	0.01
INTESA SANPAOLO SPA	4.70	23 Sep, 2049	0.01
COMCAST CORP	4.75	01 Mar, 2044	0.01
FLOWERS FOODS INC	3.50	01 Oct, 2026	0.01
MOTOROLA SOLUTIONS INC	5.50	01 Sep, 2044	0.01
ECOLAB INC	3.95	01 Dec, 2047	0.01
ELI LILLY AND CO	3.10	15 May, 2027	0.01
HUNTINGTON BANCSHARES INC	5.02	17 May, 2033	0.01
CITIZENS FINANCIAL GROUP INC	5.64	21 May, 2037	0.01

Issuer Name	Coupon (%)	Maturity Date	Weight (%)
LINCOLN NATIONAL CORP	6.30	09 Oct, 2037	0.01
PROGRESSIVE CORP	3.95	26 Mar, 2050	0.01
AMERICAN HOMES 4 RENT LP	2.38	15 Jul, 2031	0.01
JOHN DEERE CAPITAL CORP	3.05	06 Jan, 2028	0.01
VOYA FINANCIAL INC	5.00	20 Sep, 2034	0.01
MASSACHUSETTS MUTUAL LIFE INSURANCE CO	4.90	01 Apr, 2077	0.01
NSTAR ELECTRIC CO	3.95	01 Apr, 2030	0.01
ESSENTIAL UTILITIES INC	4.28	01 May, 2049	0.01
BIO RAD LABORATORIES INC	3.30	15 Mar, 2027	0.01
TYCO ELECTRONICS GROUP SA	3.12	15 Aug, 2027	0.01
INTERNATIONAL BUSINESS MACHINES CORP	7.12	01 Dec, 2096	0.01
AVALONBAY COMMUNITIES INC	3.35	15 May, 2027	0.01
ALLEGION US HOLDING COMPANY INC	3.55	01 Oct, 2027	0.01
BOSTON SCIENTIFIC CORP	6.50	15 Nov, 2035	0.01
CONSOLIDATED EDISON COMPANY OF NEW YORK INC	3.88	15 Jun, 2047	0.01
ALEXANDRIA REAL ESTATE EQUITIES INC	5.25	15 May, 2036	0.01
KEURIG DR PEPPER INC	2.55	15 Sep, 2026	0.01
SYSCO CORP	5.38	21 Sep, 2035	0.01
STEEL DYNAMICS INC	5.75	15 May, 2055	0.01
ONCOR ELECTRIC DELIVERY COMPANY LLC	4.15	01 Jun, 2032	0.01
BROOKLYN UNION GAS CO	4.87	05 Aug, 2032	0.01
NEWMONT CORPORATION	4.20	13 May, 2050	0.01
ESTEE LAUDER COMPANIES INC	4.15	15 Mar, 2047	0.01
LOWE'S COMPANIES INC	5.12	15 Apr, 2050	0.01
CUMMINS INC	2.60	01 Sep, 2050	0.01
FEDEX CORP	4.10	01 Feb, 2045	0.01
GENERAL MILLS INC	3.00	01 Feb, 2051	0.01
VERIZON COMMUNICATIONS INC	6.40	15 Sep, 2033	0.01
CHUBB INA HOLDINGS LLC	2.85	15 Dec, 2051	0.01
CLOROX CO	3.10	01 Oct, 2027	0.01
CUBESMART LP	2.00	15 Feb, 2031	0.01
SYSCO CORP	6.60	01 Apr, 2040	0.01
JOHNSON CONTROLS INTERNATIONAL PLC	4.62	02 Jul, 2044	0.01
KILROY REALTY LP	4.25	15 Aug, 2029	0.01
WALT DISNEY CO	6.55	15 Mar, 2033	0.01
CROWN CASTLE INC	4.15	01 Jul, 2050	0.01
PRUDENTIAL FINANCIAL INC	3.88	27 Mar, 2028	0.01
TRAVELERS COMPANIES INC	3.75	15 May, 2046	0.01
AUTONATION INC	2.40	01 Aug, 2031	0.01
HYSAN MTN LTD	2.88	02 Jun, 2027	0.01
WALMART INC	5.88	05 Apr, 2027	0.01
TOLL BROTHERS FINANCE CORP	3.80	01 Nov, 2029	0.01
ESSENTIAL UTILITIES INC	3.57	01 May, 2029	0.01

Issuer Name	Coupon (%)	Maturity Date	Weight (%)
CINCINNATI FINANCIAL CORP	6.12	01 Nov, 2034	0.01
RENAISSANCERE HOLDINGS LTD	3.60	15 Apr, 2029	0.01
ALLSTATE CORP	3.85	10 Aug, 2049	0.01
ALBEMARLE CORP	5.65	01 Jun, 2052	0.01
ROCKWELL AUTOMATION INC	1.75	15 Aug, 2031	0.01
CTR PARTNERSHIP LP	3.88	30 Jun, 2028	0.01
MCDONALD'S CORP	3.62	01 May, 2043	0.01
FEDERAL REALTY OP LP	3.50	01 Jun, 2030	0.01
PPL ELECTRIC UTILITIES CORP	3.95	01 Jun, 2047	0.01
AMGEN INC	5.75	15 Mar, 2040	0.01
MICROSOFT CORP	1.35	15 Sep, 2030	0.01
POTOMAC ELECTRIC POWER CO	5.20	15 Mar, 2034	0.01
FEDERAL REALTY OP LP	3.20	15 Jun, 2029	0.01
JOHN DEERE CAPITAL CORP	1.30	13 Oct, 2026	0.01
GENERAL MILLS INC	4.70	17 Apr, 2048	0.01
MARKEL GROUP INC	4.15	17 Sep, 2050	0.01
PROLOGIS LP	1.75	01 Feb, 2031	0.01
NSTAR ELECTRIC CO	3.25	15 May, 2029	0.01
BERRY GLOBAL INC	1.65	15 Jan, 2027	0.01
ALLEGION PLC	3.50	01 Oct, 2029	0.01
STIFEL FINANCIAL CORP	4.00	15 May, 2030	0.01
ABB FINANCE (USA) INC	3.80	03 Apr, 2028	0.01
NSTAR ELECTRIC CO	4.55	01 Jun, 2052	0.01
OHIO POWER CO	1.62	15 Jan, 2031	0.01
JAB HOLDINGS BV	4.50	08 Apr, 2052	0.01
LPL HOLDINGS INC	4.38	15 May, 2031	0.01
KROGER CO	3.88	15 Oct, 2046	0.01
TEXAS INSTRUMENTS INC	3.65	16 Aug, 2032	0.01
GENERAL MILLS INC	5.40	15 Jun, 2040	0.01
KRAFT HEINZ FOODS CO	4.25	01 Mar, 2031	0.01
TR FINANCE LLC	5.50	15 Aug, 2035	0.01
COMMONWEALTH EDISON CO	4.35	15 Nov, 2045	0.01
PRUDENTIAL FINANCIAL INC	3.00	10 Mar, 2040	0.01
PUBLIC SERVICE ELECTRIC AND GAS CO	5.12	15 Mar, 2053	0.01
AROUNDTOWN SA	4.75	27 Mar, 2032	0.01
AMERICAN WATER CAPITAL CORP	3.25	01 Jun, 2051	0.01
STANLEY BLACK & DECKER INC	5.20	01 Sep, 2040	0.01
BRISTOL-MYERS SQUIBB CO	3.25	01 Aug, 2042	0.01
ONCOR ELECTRIC DELIVERY COMPANY LLC	3.80	01 Jun, 2049	0.01
KIMCO REALTY OP LLC	1.90	01 Mar, 2028	0.01
DISCOVERY COMMUNICATIONS LLC	5.00	20 Sep, 2037	0.01
DOLLAR GENERAL CORP	4.12	03 Apr, 2050	0.01
HARTFORD INSURANCE GROUP INC	2.90	15 Sep, 2051	0.01

Issuer Name	Coupon (%)	Maturity Date	Weight (%)
ONCOR ELECTRIC DELIVERY COMPANY LLC	7.25	15 Jan, 2033	0.01
STARBUCKS CORP	3.75	01 Dec, 2047	0.01
SUMITOMO MITSUI FINANCIAL GROUP INC	3.05	14 Jan, 2042	0.01
ELI LILLY AND CO	5.50	15 Mar, 2027	0.01
S&P GLOBAL INC	3.90	01 Mar, 2062	0.01
AON CORP	2.90	23 Aug, 2051	0.01
KROGER CO	5.15	01 Aug, 2043	0.01
PROCTER & GAMBLE CO	3.60	25 Mar, 2050	0.01
MOODY'S CORP	3.75	25 Feb, 2052	0.01
ESTEE LAUDER COMPANIES INC	4.38	15 Jun, 2045	0.01
PROGRESSIVE CORP	3.70	15 Mar, 2052	0.01
INVESCO FINANCE PLC	5.38	30 Nov, 2043	0.01
PROLOGIS LP	3.25	01 Oct, 2026	0.01
INTERPUBLIC GROUP OF COMPANIES INC	3.38	01 Mar, 2041	0.01
UNITED PARCEL SERVICE INC	2.50	01 Sep, 2029	0.01
EMPOWER FINANCE 2020 LP	1.36	17 Sep, 2027	0.01
NIAGARA MOHAWK POWER CORP	4.28	01 Oct, 2034	0.01
FMC CORP	4.50	01 Oct, 2049	0.01
AVALONBAY COMMUNITIES INC	1.90	01 Dec, 2028	0.01
ALEXANDRIA REAL ESTATE EQUITIES INC	2.75	15 Dec, 2029	0.01
EQUINIX INC	2.00	15 May, 2028	0.01
KLA CORP	5.00	15 Mar, 2049	0.01
CONNECTICUT LIGHT AND POWER CO	2.05	01 Jul, 2031	0.01
JOHNSON CONTROLS INTERNATIONAL PLC	6.00	15 Jan, 2036	0.01
BAYER CORP	6.65	15 Feb, 2028	0.01
PUBLIC SERVICE ELECTRIC AND GAS CO	5.80	01 May, 2037	0.01
ALCON FINANCE CORP	3.80	23 Sep, 2049	0.01
AUTONATION INC	1.95	01 Aug, 2028	0.01
PRINCIPAL LIFE GLOBAL FUNDING II	2.50	16 Sep, 2029	0.01
ASSURED GUARANTY US HOLDINGS INC	6.12	15 Sep, 2028	0.01
PUBLIC SERVICE ELECTRIC AND GAS CO	3.70	01 May, 2028	0.01
BOSTON SCIENTIFIC CORP	7.38	15 Jan, 2040	0.01
BALTIMORE GAS AND ELECTRIC CO	3.50	15 Aug, 2046	0.01
PUBLIC SERVICE ELECTRIC AND GAS CO	3.95	01 May, 2042	0.01
3M CO	3.62	15 Oct, 2047	0.01
APTARGROUP INC	3.60	15 Mar, 2032	0.01
BANK OF NEW YORK MELLON CORP	1.90	25 Jan, 2029	0.01
NVIDIA CORP	3.70	01 Apr, 2060	0.01
GATX CORP	3.50	01 Jun, 2032	0.01
BELL TELEPHONE COMPANY OF CANADA OR BELL CANADA	3.65	15 Aug, 2052	0.01
NUTRIEN LTD	3.95	13 May, 2050	0.01
MCDONALD'S CORP	5.70	01 Feb, 2039	0.01
AMGEN INC	6.40	01 Feb, 2039	0.01

Issuer Name	Coupon (%)	Maturity Date	Weight (%)
OHIO POWER CO	5.65	01 Jun, 2034	0.01
PUBLIC SERVICE ELECTRIC AND GAS CO	1.90	15 Aug, 2031	0.01
MORGAN STANLEY	4.55	19 Feb, 2036	0.01
OHIO POWER CO	2.90	01 Oct, 2051	0.01
NEW YORK STATE ELECTRIC & GAS CORP	5.65	15 Aug, 2028	0.01
MICROSOFT CORP	3.50	15 Nov, 2042	0.01
LEAR CORP	4.25	15 May, 2029	0.01
WALT DISNEY CO	4.95	15 Oct, 2045	0.01
CONSOLIDATED EDISON COMPANY OF NEW YORK INC	5.70	15 Jun, 2040	0.01
HIGHWOODS REALTY LP	3.05	15 Feb, 2030	0.01
MICRON TECHNOLOGY INC	3.37	01 Nov, 2041	0.01
KRAFT HEINZ FOODS CO	4.62	30 Jan, 2029	0.01
PHILLIPS EDISON GROCERY CENTER OPERATING PARTNERSHIP I LP	5.75	15 Jul, 2034	0.01
KEMPER CORP	3.80	23 Feb, 2032	0.01
UNITEDHEALTH GROUP INC	5.95	15 Feb, 2041	0.01
CMS ENERGY CORP	3.75	01 Dec, 2050	0.01
JACKSON FINANCIAL INC	5.67	08 Jun, 2032	0.01
COPT DEFENSE PROPERTIES LP	2.00	15 Jan, 2029	0.01
ARTHUR J. GALLAGHER & CO.	5.50	02 Mar, 2033	0.01
HUMANA INC	3.95	15 Aug, 2049	0.01
ONCOR ELECTRIC DELIVERY COMPANY LLC	7.50	01 Sep, 2038	0.01
MOODY'S CORP	4.88	17 Dec, 2048	0.01
UNUM GROUP	4.50	15 Dec, 2049	0.01
ELEVANCE HEALTH INC	5.95	15 Dec, 2034	0.01
NORDSON CORP	5.60	15 Sep, 2028	0.01
LINCOLN NATIONAL CORP	5.85	15 Mar, 2034	0.01
MERCK & CO INC	5.75	15 Nov, 2036	0.01
COMCAST CORP	6.55	01 Jul, 2039	0.01
EPR PROPERTIES	3.60	15 Nov, 2031	0.01
CROWN CASTLE INC	5.20	15 Feb, 2049	0.01
MICROSOFT CORP	4.50	15 Jun, 2047	0.01
CONSOLIDATED EDISON COMPANY OF NEW YORK INC	5.30	01 Mar, 2035	0.01
MUFG BANK LTD	4.70	10 Mar, 2044	0.01
CONSOLIDATED EDISON COMPANY OF NEW YORK INC	3.00	01 Dec, 2060	0.01
EVEREST REINSURANCE HOLDINGS INC	4.87	01 Jun, 2044	0.01
FORTUNE BRANDS INNOVATIONS INC	4.50	25 Mar, 2052	0.01
S&P GLOBAL INC	2.30	15 Aug, 2060	0.01
PUBLIC SERVICE ELECTRIC AND GAS CO	3.20	15 May, 2029	0.01
GOLDMAN SACHS FINANCE CORP INTERNATIONAL LTD	5.00	16 Feb, 2028	0.01
SAN DIEGO GAS & ELECTRIC CO	3.70	15 Mar, 2052	0.01
GOLDMAN SACHS FINANCE CORP INTERNATIONAL LTD	5.02	20 Feb, 2028	0.01
UNITED PARCEL SERVICE INC	3.40	15 Nov, 2046	0.01
INVITATION HOMES OPERATING PARTNERSHIP LP	5.50	15 Aug, 2033	0.01

Issuer Name	Coupon (%)	Maturity Date	Weight (%)
REGENCY CENTERS LP	4.40	01 Feb, 2047	0.01
CONNECTICUT LIGHT AND POWER CO	4.65	01 Jan, 2029	0.01
ONCOR ELECTRIC DELIVERY COMPANY LLC	4.55	01 Dec, 2041	0.01
AVALONBAY COMMUNITIES INC	5.00	15 Feb, 2033	0.01
FEDERAL REALTY OP LP	5.38	01 May, 2028	0.01
EVERSOURCE ENERGY	5.00	01 Jan, 2027	0.01
LXP INDUSTRIAL TRUST	2.70	15 Sep, 2030	0.01
ZURICH FINANCE (IRELAND) DAC	2.25	08 Dec, 2031	0.01
AMERICAN TOWER CORP	5.35	15 Mar, 2035	0.01
WILLIS NORTH AMERICA INC	5.05	15 Sep, 2048	0.01
GENERAL MILLS INC	4.15	15 Feb, 2043	0.01
ESSENTIAL PROPERTIES LP	2.95	15 Jul, 2031	0.01
PULTEGROUP INC	7.88	15 Jun, 2032	0.01
RYDER SYSTEM INC	5.30	15 Mar, 2027	0.01
PACCAR FINANCIAL CORP	5.00	22 Mar, 2034	0.01
TYCO ELECTRONICS GROUP SA	4.62	01 Feb, 2030	0.01
NSTAR ELECTRIC CO	4.95	15 Sep, 2052	0.01
PROLOGIS LP	3.25	30 Jun, 2026	0.01
GATX CORP	5.40	15 Mar, 2027	0.01
AON CORP	4.50	15 Dec, 2028	0.01
AEP TEXAS INC	5.70	15 May, 2034	0.01
WASTE MANAGEMENT INC	2.95	01 Jun, 2041	0.01
LOWE'S COMPANIES INC	5.50	15 Oct, 2035	0.01
AT&T INC	2.95	15 Jul, 2026	0.01
VERISK ANALYTICS INC	3.62	15 May, 2050	0.01
SMITH & NEPHEW PLC	5.15	20 Mar, 2027	0.01
WALT DISNEY CO	4.75	15 Nov, 2046	0.01
NATIONAL RURAL UTILITIES COOPERATIVE FINANCE CORP	5.00	15 Aug, 2034	0.01
QUANTA SERVICES INC	3.05	01 Oct, 2041	0.01
PECO ENERGY CO	4.38	15 Aug, 2052	0.01
MICROSOFT CORP	3.40	15 Jun, 2027	0.01
KIMBERLY-CLARK CORP	3.20	30 Jul, 2046	0.01
NXP BV	3.12	15 Feb, 2042	0.01
ROHM AND HAAS CO	7.85	15 Jul, 2029	0.01
FEDEX CORP	3.10	05 Aug, 2029	0.01
KKR GROUP FINANCE CO VII LLC	3.62	25 Feb, 2050	0.01
FEDEX CORP	3.90	01 Feb, 2035	0.01
PACCAR FINANCIAL CORP	4.55	08 May, 2030	0.01
WESTROCK MWV LLC	7.95	15 Feb, 2031	0.01
WALT DISNEY CO	6.15	01 Mar, 2037	0.01
KIMBERLY-CLARK CORP	4.50	16 Feb, 2033	0.01
CONAGRA BRANDS INC	8.25	15 Sep, 2030	0.01
AMERICAN WATER CAPITAL CORP	3.45	01 May, 2050	0.01

Issuer Name	Coupon (%)	Maturity Date	Weight (%)
BELL TELEPHONE COMPANY OF CANADA OR BELL CANADA	2.15	15 Feb, 2032	0.01
LOWE'S COMPANIES INC	4.38	15 Sep, 2045	0.01
WALMART INC	4.00	11 Apr, 2043	0.01
PARKER-HANNIFIN CORP	6.25	15 May, 2038	0.01
GLOBE LIFE INC	2.15	15 Aug, 2030	0.01
MARSH & MCLENNAN COMPANIES INC	2.38	15 Dec, 2031	0.01
HERSHEY CO	4.25	04 May, 2028	0.01
KILROY REALTY LP	2.65	15 Nov, 2033	0.01
ONCOR ELECTRIC DELIVERY COMPANY LLC	4.10	15 Nov, 2048	0.01
NIAGARA MOHAWK POWER CORP	2.76	10 Jan, 2032	0.01
RPM INTERNATIONAL INC	4.55	01 Mar, 2029	0.01
PROTECTIVE LIFE GLOBAL FUNDING	4.33	13 Sep, 2027	0.01
BROWN & BROWN INC	4.50	15 Mar, 2029	0.01
TANGER PROPERTIES LP	2.75	01 Sep, 2031	0.01
REVVITY INC	2.55	15 Mar, 2031	0.01
ESSENTIAL UTILITIES INC	2.40	01 May, 2031	0.01
TOYOTA MOTOR CREDIT CORP	2.40	13 Jan, 2032	0.01
AXIS SPECIALTY FINANCE PLC	4.00	06 Dec, 2027	0.01
CHURCH & DWIGHT CO INC	2.30	15 Dec, 2031	0.01
ELEVANCE HEALTH INC	4.50	30 Oct, 2026	0.01
ALEXANDRIA REAL ESTATE EQUITIES INC	3.95	15 Jan, 2027	0.01
CUBESMART LP	4.38	15 Feb, 2029	0.01
DOC DR LLC	3.95	15 Jan, 2028	0.01
WP CAREY INC	4.25	01 Oct, 2026	0.01
GXO LOGISTICS INC	2.65	15 Jul, 2031	0.01
REXFORD INDUSTRIAL REALTY LP	2.12	01 Dec, 2030	0.01
PHOENIX GROUP HOLDINGS PLC	4.75	04 Sep, 2031	0.01
EMPOWER FINANCE 2020 LP	1.78	17 Mar, 2031	0.01
ABBVIE INC	4.62	01 Oct, 2042	0.01
OWENS CORNING	3.50	15 Feb, 2030	0.01
WASTE MANAGEMENT INC	4.10	01 Mar, 2045	0.01
DARDEN RESTAURANTS INC	4.55	15 Oct, 2029	0.01
JUNIPER NETWORKS INC	2.00	10 Dec, 2030	0.01
MICROSOFT CORP	3.95	08 Aug, 2056	0.01
ARTHUR J. GALLAGHER & CO.	2.40	09 Nov, 2031	0.01
KEMPER CORP	2.40	30 Sep, 2030	0.01
OHIO POWER CO	4.00	01 Jun, 2049	0.01
KEURIG DR PEPPER INC	5.08	25 May, 2048	0.01
ATLANTIC CITY ELECTRIC CO	4.00	15 Oct, 2028	0.01
GATX CORP	3.10	01 Jun, 2051	0.01
ARCH CAPITAL GROUP LTD	7.35	01 May, 2034	0.01
NESTLE HOLDINGS INC	2.50	14 Sep, 2041	0.01
HIGHWOODS REALTY LP	2.60	01 Feb, 2031	0.01

Issuer Name	Coupon (%)	Maturity Date	Weight (%)
DEERE & CO	7.12	03 Mar, 2031	0.01
FEDEX CORP	4.90	15 Jan, 2034	0.01
BOSTON SCIENTIFIC CORP	4.00	01 Mar, 2028	0.01
WP CAREY INC	2.25	01 Apr, 2033	0.01
BANK OF NEW YORK MELLON CORP	3.85	26 Apr, 2029	0.01
AON CORP	2.05	23 Aug, 2031	0.01
CMS ENERGY CORP	3.45	15 Aug, 2027	0.01
GATX CORP	3.25	15 Sep, 2026	0.01
AROUNDTOWN SA	5.38	21 Mar, 2029	0.01
DOVER CORP	5.38	01 Mar, 2041	0.01
CGI INC	2.30	14 Sep, 2031	0.01
PULTEGROUP INC	5.00	15 Jan, 2027	0.01
TANGER PROPERTIES LP	3.12	01 Sep, 2026	0.01
PHILLIPS EDISON GROCERY CENTER OPERATING PARTNERSHIP I LP	4.95	15 Jan, 2035	0.01
MCKESSON CORP	3.95	16 Feb, 2028	0.01
HIGHWOODS REALTY LP	4.12	15 Mar, 2028	0.01
BPCE SA	4.62	17 Apr, 2035	0.01
FEDEX CORP	3.88	01 Aug, 2042	0.01
LOWE'S COMPANIES INC	3.50	01 Apr, 2051	0.01
ROTHESAY LIFE PLC	7.00	11 Sep, 2034	0.01
REGIONS FINANCIAL CORP	7.38	10 Dec, 2037	0.01
3M CO	3.12	19 Sep, 2046	0.01
SUMITOMO MITSUI FINANCIAL GROUP INC	2.30	12 Jan, 2041	0.01
BALTIMORE GAS AND ELECTRIC CO	2.40	15 Aug, 2026	0.01
VERISK ANALYTICS INC	5.50	15 Jun, 2045	0.01
PRINCIPAL LIFE GLOBAL FUNDING II	1.50	27 Aug, 2030	0.01
KRAFT HEINZ FOODS CO	4.62	01 Oct, 2039	0.01
REXFORD INDUSTRIAL REALTY LP	2.15	01 Sep, 2031	0.01
SHERWIN-WILLIAMS CO	4.55	01 Aug, 2045	0.01
PRINCIPAL FINANCIAL GROUP INC	3.10	15 Nov, 2026	0.01
COMMONWEALTH EDISON CO	2.95	15 Aug, 2027	0.01
WALMART INC	3.62	15 Dec, 2047	0.01
PROLOGIS LP	2.88	15 Nov, 2029	0.01
MICRON TECHNOLOGY INC	3.48	01 Nov, 2051	0.01
TRAVELERS COMPANIES INC	4.30	25 Aug, 2045	0.01
ALLSTATE CORP	5.35	01 Jun, 2033	0.01
STRYKER CORP	4.38	15 May, 2044	0.01
ZOETIS INC	4.45	20 Aug, 2048	0.01
GATX CORP	1.90	01 Jun, 2031	0.01
COMMONWEALTH EDISON CO	3.85	15 Mar, 2052	0.01
CHUBB INA HOLDINGS LLC	6.70	15 May, 2036	0.01
TWDC ENTERPRISES 18 CORP	3.00	30 Jul, 2046	0.01
CONSOLIDATED EDISON COMPANY OF NEW YORK INC	3.12	15 Nov, 2027	0.01

Issuer Name	Coupon (%)	Maturity Date	Weight (%)
HIGHWOODS REALTY LP	4.20	15 Apr, 2029	0.01
PROLOGIS LP	1.62	15 Mar, 2031	0.01
HUNTSMAN INTERNATIONAL LLC	2.95	15 Jun, 2031	0.01
ONCOR ELECTRIC DELIVERY COMPANY LLC	5.30	01 Jun, 2042	0.01
KILROY REALTY LP	2.50	15 Nov, 2032	0.01
CONSOLIDATED EDISON COMPANY OF NEW YORK INC	4.20	15 Mar, 2042	0.01
HUMANA INC	4.62	01 Dec, 2042	0.01
STARBUCKS CORP	3.35	12 Mar, 2050	0.01
AMERICAN INTERNATIONAL GROUP INC	4.20	01 Apr, 2028	0.01
JOHNSON & JOHNSON	6.95	01 Sep, 2029	0.01
JACKSON FINANCIAL INC	4.00	23 Nov, 2051	0.01
NORTHERN TRUST CORP	3.38	08 May, 2032	0.01
KRAFT HEINZ FOODS CO	6.75	15 Mar, 2032	0.01
CK PROPERTY FINANCE (MTN) LTD	1.38	30 Jun, 2026	0.01
KEYBANK NA	3.90	13 Apr, 2029	0.01
SYSCO CORP	3.30	15 Feb, 2050	0.01
EQUINIX INC	3.40	15 Feb, 2052	0.01
PRUDENTIAL FINANCIAL INC	4.42	27 Mar, 2048	0.01
KEURIG DR PEPPER INC	3.35	15 Mar, 2051	0.01
INTERNATIONAL BUSINESS MACHINES CORP	6.50	15 Jan, 2028	0.01
TJX COMPANIES INC	4.50	15 Apr, 2050	0.01
LXP INDUSTRIAL TRUST	2.38	01 Oct, 2031	0.01
ONCOR ELECTRIC DELIVERY COMPANY LLC	4.60	01 Jun, 2052	0.01
NASDAQ INC	3.25	28 Apr, 2050	0.01
KEURIG DR PEPPER INC	4.42	15 Dec, 2046	0.01
SNAP-ON INC	3.10	01 May, 2050	0.01
LOWE'S COMPANIES INC	6.50	15 Mar, 2029	0.01
FEDEX CORP	4.25	15 May, 2030	0.01
ONCOR ELECTRIC DELIVERY COMPANY LLC	5.75	15 Mar, 2029	0.01
SHERWIN-WILLIAMS CO	3.30	15 May, 2050	0.01
BELL TELEPHONE COMPANY OF CANADA OR BELL CANADA	4.30	29 Jul, 2049	0.01
MONDELEZ INTERNATIONAL HOLDINGS NETHERLANDS BV	1.25	24 Sep, 2026	0.01
NATIONAL RURAL UTILITIES COOPERATIVE FINANCE CORP	1.35	15 Mar, 2031	0.01
LOWE'S COMPANIES INC	5.00	15 Apr, 2040	0.01
HEALTHPEAK OP LLC	6.75	01 Feb, 2041	0.01
CARLYLE FINANCE LLC	5.65	15 Sep, 2048	0.01
TARGET CORP	6.35	01 Nov, 2032	0.01
ASSURANT INC	3.70	22 Feb, 2030	0.01
MERCK & CO INC	5.95	01 Dec, 2028	0.01
FEDEX CORP	3.40	15 Feb, 2028	0.01
HUMANA INC	4.80	15 Mar, 2047	0.01
AMERICAN EXPRESS CREDIT CORP	3.30	03 May, 2027	0.01
SABRA HEALTH CARE LP	3.90	15 Oct, 2029	0.01

Issuer Name	Coupon (%)	Maturity Date	Weight (%)
INVITATION HOMES OPERATING PARTNERSHIP LP	2.70	15 Jan, 2034	0.01
COPT DEFENSE PROPERTIES LP	2.90	01 Dec, 2033	0.01
STRYKER CORP	4.10	01 Apr, 2043	0.01
VODAFONE GROUP PLC	5.35	09 Mar, 2047	0.01
ZIMMER BIOMET HOLDINGS INC	4.45	15 Aug, 2045	0.01
AFFILIATED MANAGERS GROUP INC	3.30	15 Jun, 2030	0.01
OWENS CORNING	4.40	30 Jan, 2048	0.01
REGENCY CENTERS LP	5.10	15 Jan, 2035	0.01
WASTE CONNECTIONS INC	3.05	01 Apr, 2050	0.01
AT&T INC	6.38	01 Mar, 2041	0.01
PPL ELECTRIC UTILITIES CORP	4.15	15 Jun, 2048	0.01
SIMON PROPERTY GROUP LP	4.25	01 Oct, 2044	0.01
PPL ELECTRIC UTILITIES CORP	6.25	15 May, 2039	0.01
BRIXMOR OPERATING PARTNERSHIP LP	2.25	01 Apr, 2028	0.01
VOYA FINANCIAL INC	4.70	23 Jan, 2048	0.01
DEERE & CO	2.88	07 Sep, 2049	0.01
EXELON CORP	4.95	15 Jun, 2035	0.01
STEEL DYNAMICS INC	1.65	15 Oct, 2027	0.01
WW GRAINGER INC	4.20	15 May, 2047	0.01
LEAR CORP	3.50	30 May, 2030	0.01
ZOETIS INC	3.00	15 May, 2050	0.01
XYLEM INC	4.38	01 Nov, 2046	0.01
ANALOG DEVICES INC	5.30	15 Dec, 2045	0.01
PROGRESSIVE CORP	6.62	01 Mar, 2029	0.01
CUBESMART LP	3.00	15 Feb, 2030	0.01
TR FINANCE LLC	5.65	23 Nov, 2043	0.01
TIMKEN CO	4.12	01 Apr, 2032	0.01
COMCAST CABLE COMMUNICATIONS LLC	7.12	15 Feb, 2028	0.01
HUNTSMAN INTERNATIONAL LLC	5.70	15 Oct, 2034	0.01
PRUDENTIAL FUNDING (ASIA) PLC	3.62	24 Mar, 2032	0.01
KIMBERLY-CLARK CORP	2.88	07 Feb, 2050	0.01
AMERICAN INTERNATIONAL GROUP INC	3.40	30 Jun, 2030	0.01
RIO TINTO ALCAN INC	5.75	01 Jun, 2035	0.01
MARSH & MCLENNAN COMPANIES INC	5.88	01 Aug, 2033	0.01
CAMPBELL'S CO	3.12	24 Apr, 2050	0.01
BAXTER INTERNATIONAL INC	3.50	15 Aug, 2046	0.01
JPMORGAN CHASE FINANCIAL COMPANY LLC	5.00	29 Dec, 2028	0.01
NASDAQ INC	3.95	07 Mar, 2052	0.01
TOLEDO EDISON CO	6.15	15 May, 2037	0.01
HORACE MANN EDUCATORS CORP	7.25	15 Sep, 2028	0.01
PUBLIC SERVICE ELECTRIC AND GAS CO	3.80	01 Jan, 2043	0.01
CITIGROUP INC	6.62	15 Jan, 2028	0.01
MASCO CORP	4.50	15 May, 2047	0.01

Issuer Name	Coupon (%)	Maturity Date	Weight (%)
UNUM GROUP	4.05	15 Aug, 2041	0.01
SNAP-ON INC	4.10	01 Mar, 2048	0.01
DELL INC	7.10	15 Apr, 2028	0.01
SAN DIEGO GAS & ELECTRIC CO	6.00	01 Jun, 2039	0.01
HOWMET AEROSPACE INC	6.75	15 Jan, 2028	0.01
KEYBANK NA	6.95	01 Feb, 2028	0.01
OHIO POWER CO	2.60	01 Apr, 2030	0.01
ESTEE LAUDER COMPANIES INC	6.00	15 May, 2037	0.01
PPL ELECTRIC UTILITIES CORP	4.75	15 Jul, 2043	0.01
PECO ENERGY CO	5.95	01 Oct, 2036	0.01
PUBLIC SERVICE ELECTRIC AND GAS CO	3.65	01 Sep, 2028	0.01
CONOPCO INC	7.25	15 Dec, 2026	0.01
AON CORP	6.25	30 Sep, 2040	0.01
CAMPBELL'S CO	5.25	13 Oct, 2054	0.01
CATERPILLAR INC	5.30	15 Sep, 2035	0.01
NXP BV	3.25	30 Nov, 2051	0.01
AETNA INC	4.75	15 Mar, 2044	0.01
CLEVELAND ELECTRIC ILLUMINATING CO	5.95	15 Dec, 2036	0.01
WP CAREY INC	3.85	15 Jul, 2029	0.01
KROGER CO	5.00	15 Apr, 2042	0.01
ROYAL CARIBBEAN CRUISES LTD	7.50	15 Oct, 2027	0.01
STORA ENSO OYJ	7.25	15 Apr, 2036	0.01
COMMONWEALTH EDISON CO	2.20	01 Mar, 2030	0.01
BROADSTONE NET LEASE LLC	2.60	15 Sep, 2031	0.01
PULTEGROUP INC	6.00	15 Feb, 2035	0.01
LEGGETT & PLATT INC	3.50	15 Nov, 2051	0.01
TAKE-TWO INTERACTIVE SOFTWARE INC	5.60	12 Jun, 2034	0.01
ZIMMER BIOMET HOLDINGS INC	5.75	30 Nov, 2039	0.01
NIAGARA MOHAWK POWER CORP	3.02	27 Jun, 2050	0.01
LXP INDUSTRIAL TRUST	6.75	15 Nov, 2028	0.01
RYDER SYSTEM INC	5.50	01 Jun, 2029	0.01
LAM RESEARCH CORP	3.12	15 Jun, 2060	0.01
AT&T INC	5.70	01 Mar, 2057	0.01
PROCTER & GAMBLE CO	3.50	25 Oct, 2047	0.01
SOUTHWEST GAS CORP	5.80	01 Dec, 2027	0.01
UL SOLUTIONS INC	6.50	20 Oct, 2028	0.01
COMMONWEALTH EDISON CO	4.70	15 Jan, 2044	0.01
EQUINIX INC	3.00	15 Jul, 2050	0.01
PROLOGIS LP	4.38	01 Feb, 2029	0.01
NATIONAL GRID USA	5.80	01 Apr, 2035	0.01
CHURCH & DWIGHT CO INC	3.95	01 Aug, 2047	0.01
FEDEX CORP	2.40	15 May, 2031	0.01
TAKE-TWO INTERACTIVE SOFTWARE INC	5.40	12 Jun, 2029	0.01

Issuer Name	Coupon (%)	Maturity Date	Weight (%)
PRINCIPAL LIFE GLOBAL FUNDING II	5.50	28 Jun, 2028	0.01
COMMONWEALTH EDISON CO	4.00	01 Mar, 2049	0.01
EMERSON ELECTRIC CO	2.75	15 Oct, 2050	0.01
HARTFORD INSURANCE GROUP INC	5.95	15 Oct, 2036	0.01
PROGRESSIVE CORP	3.70	26 Jan, 2045	0.01
INTERNATIONAL FLAVORS & FRAGRANCES INC	4.38	01 Jun, 2047	0.01
AVISTA CORP	4.35	01 Jun, 2048	0.01
SAN DIEGO GAS & ELECTRIC CO	4.10	15 Jun, 2049	0.01
ASSOCIATED BANC-CORP	6.46	29 Aug, 2030	0.01
JABIL INC	5.45	01 Feb, 2029	0.01
AFLAC INC	4.00	15 Oct, 2046	0.01
OHIO EDISON CO	5.50	15 Jan, 2033	0.01
MEAD JOHNSON NUTRITION CO	5.90	01 Nov, 2039	0.01
COMMONWEALTH EDISON CO	4.60	15 Aug, 2043	0.01
BANK OZK	2.75	01 Oct, 2031	0.01
RYDER SYSTEM INC	4.90	01 Dec, 2029	0.01
WW GRAINGER INC	3.75	15 May, 2046	0.01
COMMONWEALTH EDISON CO	3.70	01 Mar, 2045	0.01
EVERSOURCE ENERGY	2.55	15 Mar, 2031	0.01
TWDC ENTERPRISES 18 CORP	4.38	16 Aug, 2041	0.01
HERSHEY CO	1.70	01 Jun, 2030	0.01
DOVER CORP	5.38	15 Oct, 2035	0.01
EBAY INC	5.95	22 Nov, 2027	0.01
OHIO POWER CO	4.15	01 Apr, 2048	0.01
PACCAR FINANCIAL CORP	4.95	10 Aug, 2028	0.01
INTERPUBLIC GROUP OF COMPANIES INC	5.38	15 Jun, 2033	0.01
ATLANTIC CITY ELECTRIC CO	2.30	15 Mar, 2031	0.01
SAN DIEGO GAS & ELECTRIC CO	4.15	15 May, 2048	0.01
MITSUBISHI HC CAPITAL UK PLC	5.30	23 Jan, 2028	0.01
ELI LILLY AND CO	3.70	01 Mar, 2045	0.01
EQUINIX INC	2.95	15 Sep, 2051	0.01
MERITAGE HOMES CORP	5.12	06 Jun, 2027	0.01
AVNET INC	5.50	01 Jun, 2032	0.01
AEP TEXAS INC	3.45	15 Jan, 2050	0.01
PUBLIC SERVICE COMPANY OF NEW HAMPSHIRE	2.20	15 Jun, 2031	0.01
MOODY'S CORP	3.10	29 Nov, 2061	0.01
HEXCEL CORP	5.88	26 Feb, 2035	0.01
SOUTHWEST GAS CORP	5.45	23 Mar, 2028	0.01
RESONA BANK LTD	4.98	22 Jan, 2028	0.01
REXFORD INDUSTRIAL REALTY LP	5.00	15 Jun, 2028	0.01
J M SMUCKER CO	2.12	15 Mar, 2032	0.01
MDC HOLDINGS INC	2.50	15 Jan, 2031	0.01
AUTOZONE INC	5.20	01 Aug, 2033	0.01

Issuer Name	Coupon (%)	Maturity Date	Weight (%)
PACCAR FINANCIAL CORP	4.60	10 Jan, 2028	0.01
PUBLIC SERVICE ELECTRIC AND GAS CO	5.50	01 Mar, 2040	0.01
RYDER SYSTEM INC	4.95	01 Sep, 2029	0.01
UNITEDHEALTH GROUP INC	5.70	15 Oct, 2040	0.01
SHERWIN-WILLIAMS CO	2.90	15 Mar, 2052	0.01
DELMARVA POWER & LIGHT CO	4.15	15 May, 2045	0.01
NESTLE HOLDINGS INC	2.62	14 Sep, 2051	0.01
RYDER SYSTEM INC	5.00	15 Mar, 2030	0.01
PACCAR FINANCIAL CORP	5.05	10 Aug, 2026	0.01
AOZORA BANK LTD	5.90	08 Sep, 2026	0.01
NSTAR ELECTRIC CO	5.50	15 Mar, 2040	0.01
MERCEDES-BENZ FINANCE NORTH AMERICA LLC	5.45	01 Apr, 2035	0.01
KENNAMETAL INC	4.62	15 Jun, 2028	0.01
FEDEX CORP	4.10	15 Apr, 2043	0.01
HBOS PLC	6.00	01 Nov, 2033	0.01
TEXAS INSTRUMENTS INC	2.70	15 Sep, 2051	0.01
RYDER SYSTEM INC	4.30	15 Jun, 2027	0.01
BROOKFIELD INFRASTRUCTURE FINANCE ULC	6.75	15 Mar, 2055	0.01
CONNECTICUT LIGHT AND POWER CO	4.90	01 Jul, 2033	0.01
CVS HEALTH CORP	4.25	01 Apr, 2050	0.01
ITC HOLDINGS CORP	4.95	22 Sep, 2027	0.01
INDEPENDENT BANK CORP (MASSACHUSETTS)	7.25	01 Apr, 2035	0.01
PHILLIPS EDISON GROCERY CENTER OPERATING PARTNERSHIP I LP	2.62	15 Nov, 2031	0.01
ASSURANT INC	4.90	27 Mar, 2028	0.01
LEAR CORP	2.60	15 Jan, 2032	0.01
CONNECTICUT LIGHT AND POWER CO	4.95	15 Aug, 2034	0.01
BANKUNITED INC	5.12	11 Jun, 2030	0.01
NORTH HAVEN PRIVATE INCOME FUND LLC	5.75	01 Feb, 2030	0.01
APTIV SWISS HOLDINGS LTD	5.40	15 Mar, 2049	0.01
ALEXANDRIA REAL ESTATE EQUITIES INC	4.50	30 Jul, 2029	0.01
RYDER SYSTEM INC	4.85	15 Jun, 2030	0.01
DYNO NOBEL FINANCE LLC	3.95	03 Aug, 2027	0.01
SAN DIEGO GAS & ELECTRIC CO	3.75	01 Jun, 2047	0.01
CORNING INC	3.90	15 Nov, 2049	0.01
BARCLAYS BANK PLC	4.50	19 Feb, 2027	0.01
EMERSON ELECTRIC CO	5.25	15 Nov, 2039	0.01
AVIATION CAPITAL GROUP LLC	4.75	14 Apr, 2027	0.01
FLOWERS FOODS INC	6.20	15 Mar, 2055	0.01
AEP TEXAS INC	3.45	15 May, 2051	0.01
WP CAREY INC	2.45	01 Feb, 2032	0.01
BEAZLEY INSURANCE DAC	5.50	10 Sep, 2029	0.01
BANCO SANTANDER SA	4.75	19 Oct, 2026	0.01
ALBEMARLE CORP	5.45	01 Dec, 2044	0.01

Issuer Name	Coupon (%)	Maturity Date	Weight (%)
INGREDION INC	3.90	01 Jun, 2050	0.01
CUMMINS INC	4.25	09 May, 2028	0.01
AT&T INC	5.15	15 Mar, 2042	0.01
REGENCY CENTERS LP	4.12	15 Mar, 2028	0.01
BRISTOL-MYERS SQUIBB CO	4.50	01 Mar, 2044	0.01
ASSURANT INC	2.65	15 Jan, 2032	0.01
GATX CORP	4.55	07 Nov, 2028	0.01
PROGRESSIVE CORP	4.35	25 Apr, 2044	0.01
KEYBANK NA	4.39	14 Dec, 2027	0.01
TRAVELERS COMPANIES INC	2.55	27 Apr, 2050	0.01
TANGER PROPERTIES LP	3.88	15 Jul, 2027	0.01
PECO ENERGY CO	4.60	15 May, 2052	0.01
WALMART INC	2.38	24 Sep, 2029	0.01
CATERPILLAR INC	5.50	15 May, 2055	0.01
MARTIN MARIETTA MATERIALS INC	3.45	01 Jun, 2027	0.01
RENAISSANCERE FINANCE INC	3.45	01 Jul, 2027	0.01
CROWN CASTLE INC	4.75	15 May, 2047	0.01
KROGER CO	5.40	15 Jul, 2040	0.01
NATIONAL RURAL UTILITIES COOPERATIVE FINANCE CORP	1.65	15 Jun, 2031	0.01
ANALOG DEVICES INC	4.25	01 Oct, 2032	0.01
FERGUSON FINANCE PLC	4.25	20 Apr, 2027	0.01
WASTE MANAGEMENT INC	2.50	15 Nov, 2050	0.01
BELL TELEPHONE COMPANY OF CANADA OR BELL CANADA	3.20	15 Feb, 2052	0.01
GATX CORP	3.85	30 Mar, 2027	0.01
BELL TELEPHONE COMPANY OF CANADA OR BELL CANADA	3.65	17 Mar, 2051	0.01
mitsui fudosan co ltd	3.95	24 Jan, 2029	0.01
APTIV SWISS HOLDINGS LTD	4.35	15 Mar, 2029	0.01
CONSOLIDATED EDISON COMPANY OF NEW YORK INC	3.80	15 May, 2028	0.01
CARDINAL HEALTH INC	4.60	15 Mar, 2043	0.01
GOODMAN US FINANCE FOUR LLC	4.50	15 Oct, 2037	0.01
AVISTA CORP	4.00	01 Apr, 2052	0.01
SNAP-ON INC	3.25	01 Mar, 2027	0.01
CABOT CORP	4.00	01 Jul, 2029	0.01
MORGAN STANLEY	3.50	06 Apr, 2027	0.01
HIGHWOODS REALTY LP	3.88	01 Mar, 2027	0.01
CUBESMART LP	3.12	01 Sep, 2026	0.01
GREAT-WEST LIFECO FINANCE 2018 LP	4.05	17 May, 2028	0.01
LAZARD GROUP LLC	3.62	01 Mar, 2027	0.01
PUBLIC SERVICE ELECTRIC AND GAS CO	3.00	01 Mar, 2051	0.01
AGILENT TECHNOLOGIES INC	3.05	22 Sep, 2026	0.01
CENTERPOINT ENERGY HOUSTON ELECTRIC LLC	3.00	01 Feb, 2027	0.01
POTOMAC ELECTRIC POWER CO	5.50	15 Mar, 2054	0.01
CATERPILLAR FINANCIAL SERVICES CORP	2.40	09 Aug, 2026	0.01

Issuer Name	Coupon (%)	Maturity Date	Weight (%)
TRANE TECHNOLOGIES FINANCING LTD	4.50	21 Mar, 2049	0.01
KELLANOVA	5.75	16 May, 2054	0.01
SOUTHWEST GAS CORP	3.70	01 Apr, 2028	0.01
AFLAC INC	2.88	15 Oct, 2026	0.01
AVALONBAY COMMUNITIES INC	2.90	15 Oct, 2026	0.01
AXIS SPECIALTY FINANCE LLC	3.90	15 Jul, 2029	0.01
AUTONATION INC	3.80	15 Nov, 2027	0.01
KIMCO REALTY OP LLC	4.45	01 Sep, 2047	0.01
OWENS CORNING	3.88	01 Jun, 2030	0.01
HUBBELL INC	3.15	15 Aug, 2027	0.01
MARKEL GROUP INC	3.50	01 Nov, 2027	0.01
VENTAS REALTY LP	5.70	30 Sep, 2043	0.01
CARDINAL HEALTH INC	4.50	15 Nov, 2044	0.01
UNITED PARCEL SERVICE INC	3.62	01 Oct, 2042	0.01
GATX CORP	3.50	15 Mar, 2028	0.01
WEBSTER FINANCIAL CORP	4.10	25 Mar, 2029	0.01
CENTERPOINT ENERGY HOUSTON ELECTRIC LLC	2.40	01 Sep, 2026	0.01
ABN AMRO BANK NV	5.60	08 Apr, 2031	0.01
WALMART INC	4.30	22 Apr, 2044	0.01
XL GROUP PLC	5.25	15 Dec, 2043	0.01
MASCO CORP	3.50	15 Nov, 2027	0.01
CMT MTN PTE LTD	3.61	04 Apr, 2029	0.01
PPL ELECTRIC UTILITIES CORP	4.15	01 Oct, 2045	0.01
PRINCIPAL FINANCIAL GROUP INC	5.50	15 Mar, 2053	0.01
JOHNSON & JOHNSON	4.85	15 May, 2041	0.01
CORNING INC	4.70	15 Mar, 2037	0.01
CONNECTICUT LIGHT AND POWER CO	4.15	01 Jun, 2045	0.01
DISCOVERY COMMUNICATIONS LLC	4.00	15 Sep, 2055	0.01
PACCAR FINANCIAL CORP	2.00	04 Feb, 2027	0.01
NESTLE HOLDINGS INC	1.12	13 Jul, 2026	0.01
JOHNSON CONTROLS INTERNATIONAL PLC	4.95	02 Jul, 2064	0.01
PUBLIC SERVICE ELECTRIC AND GAS CO	3.85	01 May, 2049	0.01
RYDER SYSTEM INC	1.75	01 Sep, 2026	0.01
STARBUCKS CORP	4.30	15 Jun, 2045	0.01
ONCOR ELECTRIC DELIVERY COMPANY LLC	2.70	15 Nov, 2051	0.01
SONOCO PRODUCTS CO	2.25	01 Feb, 2027	0.01
ONCOR ELECTRIC DELIVERY COMPANY LLC	3.70	15 May, 2050	0.01
MARKEL GROUP INC	3.35	17 Sep, 2029	0.01
MDC HOLDINGS INC	3.85	15 Jan, 2030	0.01
CORNING INC	5.85	15 Nov, 2068	0.01
DAH SING BANK LTD	3.00	02 Nov, 2031	0.01
EVERSOURCE ENERGY	1.40	15 Aug, 2026	0.01
CHIBA BANK LTD	1.35	08 Sep, 2026	0.01

Issuer Name	Coupon (%)	Maturity Date	Weight (%)
PROLOGIS LP	1.75	01 Jul, 2030	0.01
MCDONALD'S CORP	4.88	15 Jul, 2040	0.01
ASSURED GUARANTY MUNICIPAL HOLDINGS INC	6.40	15 Dec, 2066	0.01
PPG INDUSTRIES INC	2.80	15 Aug, 2029	0.01
LENNOX INTERNATIONAL INC	1.70	01 Aug, 2027	0.01
ONCOR ELECTRIC DELIVERY COMPANY LLC	5.35	01 Oct, 2052	0.01
KIMCO REALTY OP LLC	4.12	01 Dec, 2046	0.01
RPM INTERNATIONAL INC	5.25	01 Jun, 2045	0.01
PUBLIC SERVICE COMPANY OF NEW HAMPSHIRE	5.15	15 Jan, 2053	0.01
DOVER CORP	2.95	04 Nov, 2029	0.01
PUBLIC SERVICE ELECTRIC AND GAS CO	3.20	01 Aug, 2049	0.01
ELI LILLY AND CO	3.95	15 May, 2047	0.01
COMMONWEALTH EDISON CO	3.80	01 Oct, 2042	0.01
FEDEX CORP	4.75	15 Nov, 2045	0.01
SWISS RE TREASURY (US) CORP	4.25	06 Dec, 2042	0.01
ITC HOLDINGS CORP	5.30	01 Jul, 2043	0.01
PARAMOUNT GLOBAL	5.25	01 Apr, 2044	0.01
AT&T INC	4.85	15 Jul, 2045	0.01
PUBLIC SERVICE ELECTRIC AND GAS CO	2.45	15 Jan, 2030	0.01
DOLLAR GENERAL CORP	5.50	01 Nov, 2052	0.01
PUBLIC SERVICE ELECTRIC AND GAS CO	3.65	01 Sep, 2042	0.01
HERSHEY CO	2.45	15 Nov, 2029	0.01
ASTRAZENECA PLC	2.12	06 Aug, 2050	0.01
GATX CORP	5.20	15 Mar, 2044	0.01
WHARF REIC FINANCE (BVI) LTD	2.88	07 May, 2030	0.01
VALMONT INDUSTRIES INC	5.25	01 Oct, 2054	0.01
REVVITY INC	3.62	15 Mar, 2051	0.01
AVALONBAY COMMUNITIES INC	3.90	15 Oct, 2046	0.01
PPG INDUSTRIES INC	2.55	15 Jun, 2030	0.01
GS FINANCE CORP	0.50	29 Dec, 2027	0.01
PARAMOUNT GLOBAL	5.90	15 Oct, 2040	0.01
ECOLAB INC	2.12	15 Aug, 2050	0.01
AMERICAN WATER CAPITAL CORP	4.30	01 Sep, 2045	0.01
KIMBERLY-CLARK CORP	3.90	04 May, 2047	0.01
ASSURED GUARANTY US HOLDINGS INC	3.60	15 Sep, 2051	0.01
COMMONWEALTH EDISON CO	3.15	15 Mar, 2032	0.01
COMMONWEALTH EDISON CO	2.75	01 Sep, 2051	0.01
CITIZENS FINANCIAL GROUP INC	2.50	06 Feb, 2030	0.01
BALTIMORE GAS AND ELECTRIC CO	3.20	15 Sep, 2049	0.01
SELECTIVE INSURANCE GROUP INC	5.38	01 Mar, 2049	0.01
PIEDMONT OPERATING PARTNERSHIP LP	3.15	15 Aug, 2030	0.01
REPUBLIC SERVICES INC	3.05	01 Mar, 2050	0.01
CMS ENERGY CORP	4.88	01 Mar, 2044	0.01

Issuer Name	Coupon (%)	Maturity Date	Weight (%)
APOLLO MANAGEMENT HOLDINGS LP	5.00	15 Mar, 2048	0.01
CBOE GLOBAL MARKETS INC	3.00	16 Mar, 2032	0.01
LINCOLN NATIONAL CORP	3.40	01 Mar, 2032	0.01
FIDELITY NATIONAL INFORMATION SERVICES INC	4.50	15 Aug, 2046	0.01
KENNAMETAL INC	2.80	01 Mar, 2031	0.01
SAN DIEGO GAS & ELECTRIC CO	3.32	15 Apr, 2050	0.01
PRINCIPAL FINANCIAL GROUP INC	4.62	15 Sep, 2042	0.01
KEYSPAN GAS EAST CORP	3.59	18 Jan, 2052	0.01
AVNET INC	3.00	15 May, 2031	0.01
HANOVER INSURANCE GROUP INC	2.50	01 Sep, 2030	0.01
MATTEL INC	5.45	01 Nov, 2041	0.01
HERSHEY CO	3.12	15 Nov, 2049	0.01
CARGILL INC	3.88	23 May, 2049	0.01
RPM INTERNATIONAL INC	2.95	15 Jan, 2032	0.01
MOSAIC CO	4.88	15 Nov, 2041	0.01
PROLOGIS LP	2.12	15 Oct, 2050	0.01
3M CO	3.88	15 Jun, 2044	0.01
HUBBELL INC	2.30	15 Mar, 2031	0.01
TRANE TECHNOLOGIES FINANCING LTD	4.65	01 Nov, 2044	0.01
PUBLIC SERVICE ELECTRIC AND GAS CO	3.60	01 Dec, 2047	0.01
STEEL DYNAMICS INC	3.25	15 Oct, 2050	0.01
VOYA FINANCIAL INC	4.80	15 Jun, 2046	0.01
PPL ELECTRIC UTILITIES CORP	3.00	01 Oct, 2049	0.01
WESTERN UNION CO	2.75	15 Mar, 2031	0.01
ROCKWELL AUTOMATION INC	2.80	15 Aug, 2061	0.01
QUEST DIAGNOSTICS INC	4.70	30 Mar, 2045	0.01
REGENCY CENTERS LP	4.65	15 Mar, 2049	0.01
ERP OPERATING LP	4.50	01 Jun, 2045	0.01
HASBRO INC	5.10	15 May, 2044	0.01
mitsui fudosan co ltd	2.57	21 Jan, 2032	0.01
PUBLIC SERVICE ELECTRIC AND GAS CO	4.05	01 May, 2048	0.01
MASCO CORP	2.00	01 Oct, 2030	0.01
CONSOLIDATED EDISON COMPANY OF NEW YORK INC	4.00	15 Nov, 2057	0.01
NVENT FINANCE SARL	2.75	15 Nov, 2031	0.01
NSTAR ELECTRIC CO	1.95	15 Aug, 2031	0.01
DOLLAR TREE INC	3.38	01 Dec, 2051	0.01
LINCOLN NATIONAL CORP	4.35	01 Mar, 2048	0.01
VENTAS REALTY LP	4.88	15 Apr, 2049	0.01
CROWN CASTLE INC	4.00	15 Nov, 2049	0.01
EQUITABLE FINANCIAL LIFE GLOBAL FUNDING	1.75	15 Nov, 2030	0.01
NSTAR ELECTRIC CO	4.40	01 Mar, 2044	0.01
MDC HOLDINGS INC	3.97	06 Aug, 2061	0.01
PRINCIPAL LIFE GLOBAL FUNDING II	1.62	19 Nov, 2030	0.00

Issuer Name	Coupon (%)	Maturity Date	Weight (%)
JPMORGAN CHASE & CO	1.05	23 Jun, 2027	0.00
PPL ELECTRIC UTILITIES CORP	4.12	15 Jun, 2044	0.00
KIMCO REALTY OP LLC	3.70	01 Oct, 2049	0.00
PRINCIPAL FINANCIAL GROUP INC	4.35	15 May, 2043	0.00
CVS HEALTH CORP	2.70	21 Aug, 2040	0.00
BALTIMORE GAS AND ELECTRIC CO	2.90	15 Jun, 2050	0.00
HARTFORD INSURANCE GROUP INC	4.30	15 Apr, 2043	0.00
ALEXANDRIA REAL ESTATE EQUITIES INC	4.85	15 Apr, 2049	0.00
RPM INTERNATIONAL INC	4.25	15 Jan, 2048	0.00
PROLOGIS LP	4.38	15 Sep, 2048	0.00
PECO ENERGY CO	4.15	01 Oct, 2044	0.00
AVALONBAY COMMUNITIES INC	4.35	15 Apr, 2048	0.00
PIEDMONT OPERATING PARTNERSHIP LP	2.75	01 Apr, 2032	0.00
PRINCIPAL FINANCIAL GROUP INC	4.30	15 Nov, 2046	0.00
TRANE TECHNOLOGIES GLOBAL HOLDING COMPANY LTD	4.30	21 Feb, 2048	0.00
VENTAS REALTY LP	4.38	01 Feb, 2045	0.00
PECO ENERGY CO	3.70	15 Sep, 2047	0.00
DARDEN RESTAURANTS INC	4.55	15 Feb, 2048	0.00
CENTRAL JAPAN RAILWAY CO	4.25	24 Nov, 2045	0.00
PECO ENERGY CO	3.05	15 Mar, 2051	0.00
AVALONBAY COMMUNITIES INC	4.15	01 Jul, 2047	0.00
SHERWIN-WILLIAMS CO	4.00	15 Dec, 2042	0.00
BALTIMORE GAS AND ELECTRIC CO	4.25	15 Sep, 2048	0.00
HARLEY-DAVIDSON INC	4.62	28 Jul, 2045	0.00
ONCOR ELECTRIC DELIVERY COMPANY LLC	3.80	30 Sep, 2047	0.00
NEW ENGLAND POWER CO	2.81	06 Oct, 2050	0.00
INTERNATIONAL FLAVORS & FRAGRANCES INC	3.27	15 Nov, 2040	0.00
AMERICAN WATER CAPITAL CORP	4.00	01 Dec, 2046	0.00
MCCORMICK & COMPANY INC	4.20	15 Aug, 2047	0.00
TEXAS INSTRUMENTS INC	4.10	16 Aug, 2052	0.00
EATON CORP	3.92	15 Sep, 2047	0.00
MARKEL GROUP INC	4.30	01 Nov, 2047	0.00
PECO ENERGY CO	2.85	15 Sep, 2051	0.00
ERP OPERATING LP	4.00	01 Aug, 2047	0.00
AMERICAN HOMES 4 RENT LP	4.30	15 Apr, 2052	0.00
PUBLIC SERVICE ELECTRIC AND GAS CO	2.70	01 May, 2050	0.00
SOUTHWEST GAS CORP	4.15	01 Jun, 2049	0.00
BRUNSWICK CORP	5.10	01 Apr, 2052	0.00
BALTIMORE GAS AND ELECTRIC CO	3.75	15 Aug, 2047	0.00
APTIV SWISS HOLDINGS LTD	4.40	01 Oct, 2046	0.00
AEP TEXAS INC	4.15	01 May, 2049	0.00
LEAR CORP	3.55	15 Jan, 2052	0.00
MARSH & MCLENNAN COMPANIES INC	2.90	15 Dec, 2051	0.00

Issuer Name	Coupon (%)	Maturity Date	Weight (%)
PECO ENERGY CO	2.80	15 Jun, 2050	0.00
ARTHUR J. GALLAGHER & CO.	3.05	09 Mar, 2052	0.00
SOUTHWEST GAS CORP	3.80	29 Sep, 2046	0.00
PUBLIC SERVICE COMPANY OF NEW HAMPSHIRE	3.60	01 Jul, 2049	0.00
HERSHEY CO	3.38	15 Aug, 2046	0.00
AEP TEXAS INC	3.80	01 Oct, 2047	0.00
HERSHEY CO	2.65	01 Jun, 2050	0.00
FRANKLIN RESOURCES INC	2.95	12 Aug, 2051	0.00
PECO ENERGY CO	3.00	15 Sep, 2049	0.00
PROLOGIS LP	3.05	01 Mar, 2050	0.00
PUBLIC SERVICE ELECTRIC AND GAS CO	3.15	01 Jan, 2050	0.00
DISCOVERY COMMUNICATIONS LLC	4.65	15 May, 2050	0.00
COMMONWEALTH EDISON CO	3.20	15 Nov, 2049	0.00
PUBLIC SERVICE ELECTRIC AND GAS CO	2.05	01 Aug, 2050	0.00
MOODY'S CORP	3.25	20 May, 2050	0.00
AMERICAN HOMES 4 RENT LP	3.38	15 Jul, 2051	0.00
NSTAR ELECTRIC CO	3.10	01 Jun, 2051	0.00
NEW YORK STATE ELECTRIC & GAS CORP	3.30	15 Sep, 2049	0.00
SOUTHWEST GAS CORP	3.18	15 Aug, 2051	0.00
MASCO CORP	3.12	15 Feb, 2051	0.00
LINDE INC	2.00	10 Aug, 2050	0.00
LINCOLN NATIONAL CORP	4.38	15 Jun, 2050	0.00
HA SUSTAINABLE INFRASTRUCTURE CAPITAL INC	6.38	01 Jul, 2034	0.00

Index Framework

Securities are screened to exclude issuers involved in severe ESG controversies, those lacking adequate ESG data, or those engaged in business activities which are not aligned with the sustainable investing principles. To ensure a meaningful ESG tilt, the methodology incorporates two key constraints: a minimum exclusion of 20% of issuers based on ESG criteria, and a minimum exposure to companies with strong sustainability profiles—defined by ESG ratings, controversy scores, and sustainability impact metrics. Eligible bonds are market-value weighted, but individual issuer exposure is capped at 3% to reduce concentration risk. The Index is rebalanced monthly.

This summary is provided for illustrative purposes only and does not include all material elements of the index or its methodology. For a complete description of the index methodology, please see [Index methodology - MSCI](#).

ABOUT MSCI INC.

MSCI is a leading provider of critical decision support tools and services for the global investment community. With over 50 years of expertise in research, data and technology, we power better investment decisions by enabling clients to understand and analyze key drivers of risk and return and confidently build more effective portfolios. We create industry-leading research-enhanced solutions that clients use to gain insight into and improve transparency across the investment process. To learn more, please visit www.msci.com

The information contained herein (the "Information") may not be reproduced or disseminated in whole or in part without prior written permission from MSCI. The Information may not be used to verify or correct other data, to create indexes, risk models, or analytics, or in connection with issuing, offering, sponsoring, managing or marketing any securities, portfolios, financial products or other investment vehicles. Historical data and analysis should not be taken as an indication or guarantee of any future performance, analysis, forecast or prediction. None of the Information or MSCI index or other product or service constitutes an offer to buy or sell, or a promotion or recommendation of, any security, financial instrument or product or trading strategy. Further, none of the Information or any MSCI index is intended to constitute investment advice or a recommendation to make (or refrain from making) any kind of investment decision and may not be relied on as such. The Information is provided "as is" and the user of the Information assumes the entire risk of any use it may make or permit to be made of the Information. NONE OF MSCI INC. OR ANY OF ITS SUBSIDIARIES OR ITS OR THEIR DIRECT OR INDIRECT SUPPLIERS OR ANY THIRD PARTY INVOLVED IN THE MAKING OR COMPILING OF THE INFORMATION (EACH, AN "MSCI PARTY") MAKES ANY WARRANTIES OR REPRESENTATIONS AND, TO THE MAXIMUM EXTENT PERMITTED BY LAW, EACH MSCI PARTY HERE BY EXPRESSLY DISCLAIMS ALL IMPLIED WARRANTIES, INCLUDING WARRANTIES OF MERCHANTABILITY AND FITNESS FOR A PARTICULAR PURPOSE. WITHOUT LIMITING ANY OF THE FOREGOING AND TO THE MAXIMUM EXTENT PERMITTED BY LAW, IN NO EVENT SHALL ANY OF THE MSCI PARTIES HAVE ANY LIABILITY REGARDING ANY OF THE INFORMATION FOR ANY DIRECT, INDIRECT, SPECIAL, PUNITIVE, CONSEQUENTIAL (INCLUDING LOST PROFITS) OR ANY OTHER DAMAGE SEVEN IF NOTIFIED OF THE POSSIBILITY OF SUCH DAMAGES.

The foregoing shall not exclude or limit any liability that may not by applicable law be excluded or limited.

© 2025 MSCI Inc. All rights reserved.