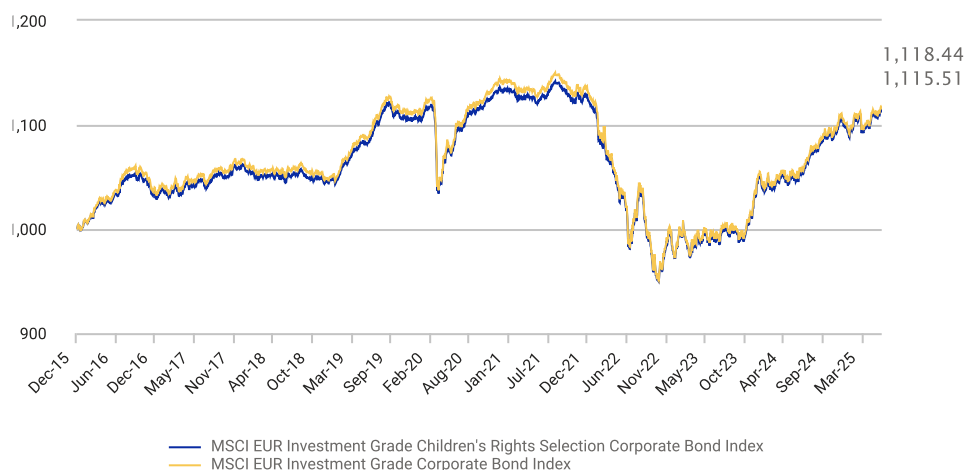


MSCI EUR Investment Grade Children's Rights Selection Corporate Bond Index

The MSCI EUR IG Children's Rights Selection Corporate Bond Index is a market value-weighted index designed to represent the performance of fixed income securities from the MSCI EUR IG ESG Leaders Corporate Bond Index that are not involved in child labor controversies, breast milk substitutes and specific business activities.

Cumulative Index Performance

EUR Returns Dec 2015 - May 2025



Annual Performance(%)

Year	MSCI EUR Investment Grade Children's Rights Selection Corporate Bond Index	MSCI EUR Investment Grade Corporate Bond Index
2024	4.66	4.67
2023	7.97	8.23
2022	-13.33	-13.80
2021	-1.07	-1.17
2020	2.59	2.73
2019	5.40	5.70
2018	-0.68	-0.84
2017	1.60	1.61
2016	3.83	4.29

Index Performance

EUR returns (%) May 30, 2025

	ANNUALIZED RETURN (%)							
Index	1 Month	3 Months	1 Year	Year to Date	3 Years	5 Years	10 Years	Since Dec 31, 2015
MSCI EUR Investment Grade Children's Rights Selection Corporate Bond Index	0.54	0.54	6.59	1.63	2.82	0.62	0.00	1.16
MSCI EUR Investment Grade Corporate Bond Index	0.53	0.50	6.56	1.57	2.80	0.58	1.06	1.19

Index Risk and Return Characteristics

EUR returns (%) May 30, 2025

Index	Tracking Error (%)	Turnover* (%)	ANNUALIZED STD. DEVIATION (%)			RISK RETURN RATIO			Max Drawdown (%)	Max Drawdown Period
			3 Years	5 Years	Since Dec 31, 2015	3 Years	5 Years	Since Dec 31, 2015		
MSCI EUR Investment Grade Children's Rights Selection Corporate Bond Index	0.22	45.18	5.92	5.13	4.62	0.48	0.12	0.25	16.86	2021-08-05 – 2022-10-21
MSCI EUR Investment Grade Corporate Bond Index	-	24.13	6.05	5.26	4.77	0.46	0.11	0.25	17.38	2021-08-05 – 2022-10-21

*Over rebalance of last 12 months

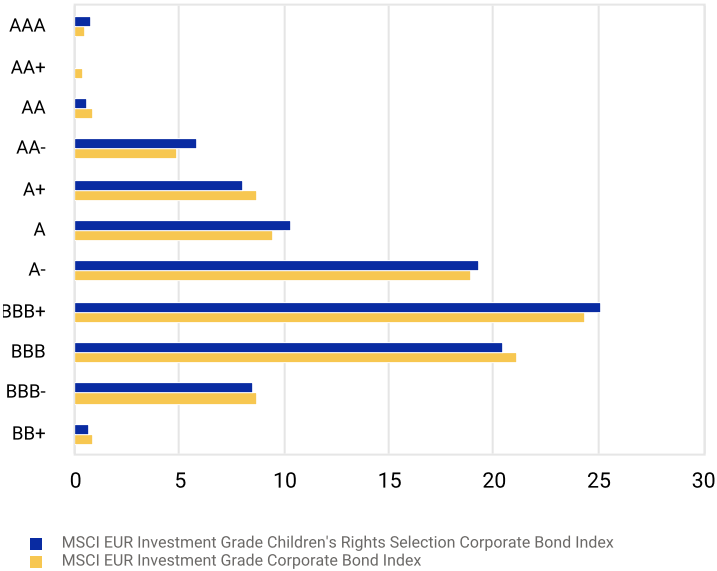
The MSCI EUR Investment Grade Children's Rights Selection Corporate Bond Index was launched on April 15, 2021. Data prior to the launch date is back-tested data (i.e. calculations of how the index might have performed over that time period had the index existed). There are frequently material differences between back-tested performance and actual results. Past performance – whether actual or back-tested – is no indication or guarantee of future performance.

Index Profile

Maturity	# of Securities	# of Issuers	Market Value USD (MM)	Coupon*	Price*	Yield To Worst	Effective Duration	Effective Convexity	OAS**(bps)	Weighted Credit Rating
0-3 Years	453	228	365,201	1.91	98.95	2.47	1.79	0.04	69	BBB+
3-5 Years	406	211	330,710	2.44	98.32	2.85	3.56	0.15	89	BBB+
5-7 Years	294	168	248,080	2.65	97.16	3.18	5.09	0.32	102	BBB+
7-10 Years	275	136	240,859	3.33	98.49	3.46	6.48	0.53	112	BBB+
10-20 Years	107	67	93,157	3.28	94.78	3.78	9.04	1.05	115	A-
20+ Years	23	17	19,374	2.93	94.72	3.51	5.09	0.63	138	BBB-
Aggregate	1,558	334	1,297,377	2.56	97.99	2.99	4.31	0.29	101	BBB+

* Par Weighted
** Effective Duration Weighted

Credit Rating Breakdown



ESG Metrics

	MSCI EUR Investment Grade Children's Rights Selection Corporate Bond Index	MSCI EUR Investment Grade Corporate Bond Index
ESG score	8.18	7.30
Environmental Pillar Score	7.23	6.89
Fossil Fuel Reserves (%)	0.04	4.38
WACI (Scope 1+2)*	74.13	87.49
WACI (Scope 1+2+3)*	502.59	668.10
Green Revenues (%)	6.06	5.53
Green Bonds (%)	7.58	8.54
Social Pillar Score	5.19	4.91
Controversial Weapons (%)	0.00	0.00
Tobacco (%)	0.27	0.66
Very Severe Controversies (%)	0.00	0.00
Governance Pillar Score	6.48	6.05

*(t CO2e/\$M Sales)

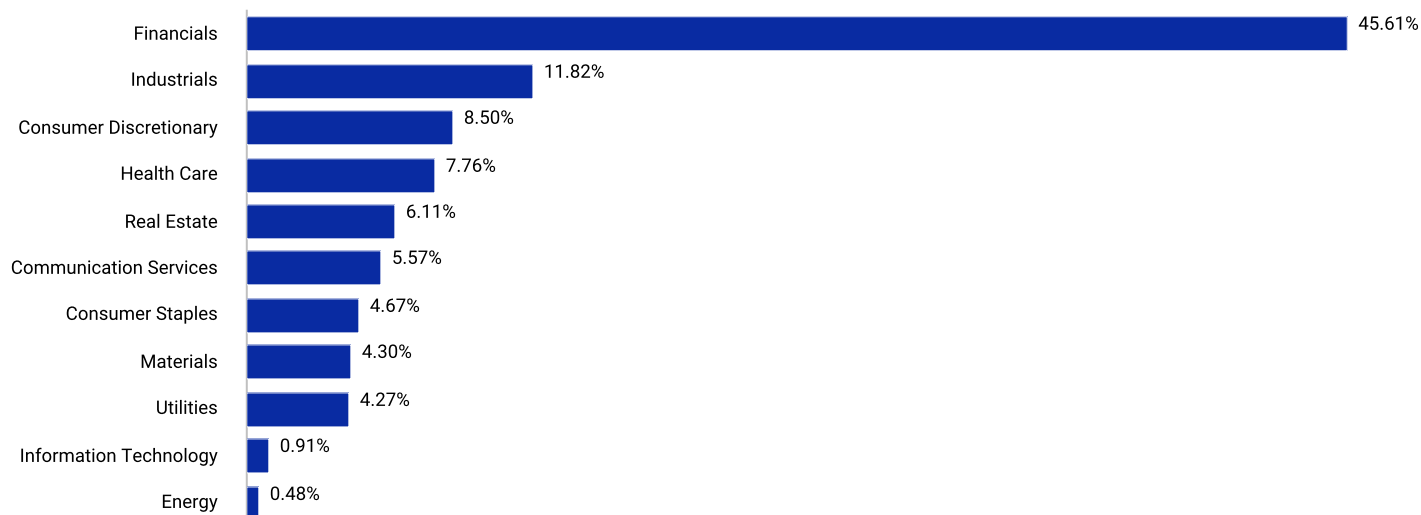
Top 5 Securities

Security Name	ISIN	Currency	Sector	Country of Domicile	Security Credit Rating	Index Weight (%)	Parent Index Weight (%)
UBSG 7.75 2029	CH1214797172	EUR	Financials	Switzerland	A-	0.30	0.13
SAN 4.875 2031	XS2705604234	EUR	Financials	Spain	BBB+	0.19	0.08
MS 4.656 2029	XS2595028536	EUR	Financials	USA	A-	0.19	0.08
MS 3.955 2035	XS2790333889	EUR	Financials	USA	A-	0.18	0.08
SAN 3.25 2029	XS2908735504	EUR	Financials	Spain	BBB+	0.18	0.08

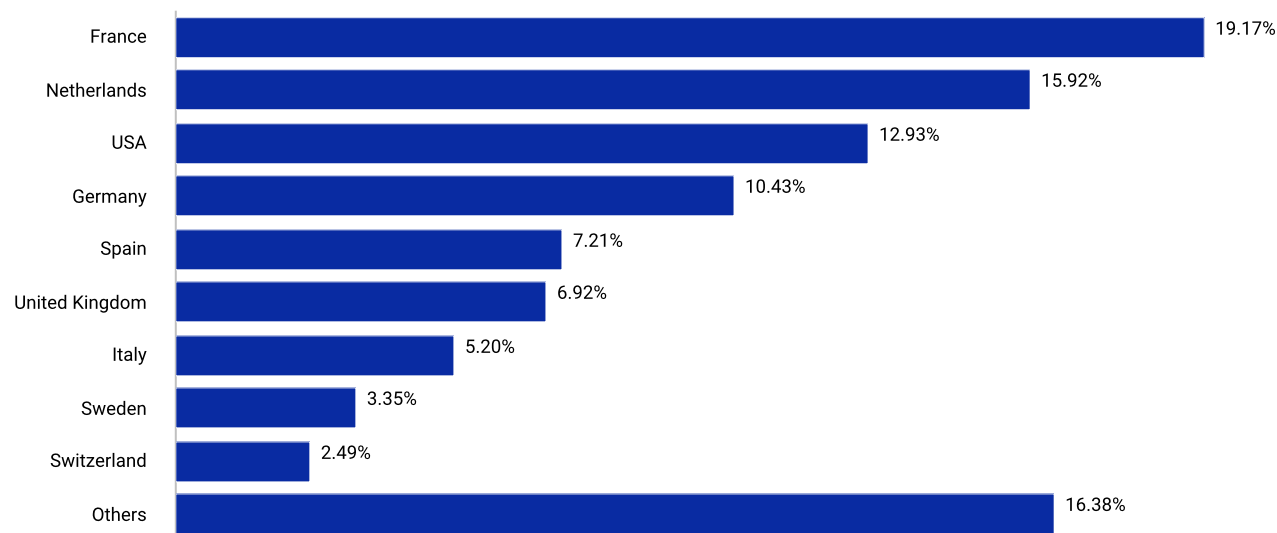
Top 5 Issuers

Issuer Name	Index Weight (%)	Parent Index Weight (%)	Sector
BANQUE FEDERATIVE DU CREDIT MUTUEL SA	3.80	1.63	Financials
ING GROEP NV	2.81	1.20	Financials
CREDIT AGRICOLE SA	2.62	1.13	Financials
BANCO SANTANDER SA	2.48	1.06	Financials
BPCE SA	2.42	1.04	Financials

Sector Weights



Country Weights



Index Framework

The MSCI EUR IG Children's Rights Selection Corporate Bond Index is constructed from the Parent Index by incorporating business exclusion screens including Controversial Weapons, Civilian Firearms, Nuclear Weapons, Conventional Weapons, Tobacco, Alcohol, Adult Entertainment, Gambling, Thermal Coal, Unconventional Oil & Gas, Conventional Oil & Gas, Thermal Coal-based Power Generation, Oil & Gas-based Power Generation and Nuclear Power-based Power Generation. Securities of companies associated with child labor controversies & breast milk substitutes are also deemed ineligible for inclusion in the index. The eligible securities are weighted in proportion of their weights in the Parent Index.

This summary is provided for illustrative purposes only and does not include all material elements of the index or its methodology. For a complete description of the index methodology, please see [Index methodology - MSCI](#).

ABOUT MSCI INC.

MSCI is a leading provider of critical decision support tools and services for the global investment community. With over 50 years of expertise in research, data and technology, we power better investment decisions by enabling clients to understand and analyze key drivers of risk and return and confidently build more effective portfolios. We create industry-leading research-enhanced solutions that clients use to gain insight into and improve transparency across the investment process. To learn more, please visit www.msci.com

The information contained herein (the "Information") may not be reproduced or disseminated in whole or in part without prior written permission from MSCI. The Information may not be used to verify or correct other data, to create indexes, risk models, or analytics, or in connection with issuing, offering, sponsoring, managing or marketing any securities, portfolios, financial products or other investment vehicles. Historical data and analysis should not be taken as an indication or guarantee of any future performance, analysis, forecast or prediction. None of the Information or MSCI index or other product or service constitutes an offer to buy or sell, or a promotion or recommendation of, any security, financial instrument or product or trading strategy. Further, none of the Information or any MSCI index is intended to constitute investment advice or a recommendation to make (or refrain from making) any kind of investment decision and may not be relied on as such. The Information is provided "as is" and the user of the Information assumes the entire risk of any use it may make or permit to be made of the Information. NONE OF MSCI INC. OR ANY OF ITS SUBSIDIARIES OR ITS OR THEIR DIRECT OR INDIRECT SUPPLIERS OR ANY THIRD PARTY INVOLVED IN THE MAKING OR COMPILING OF THE INFORMATION (EACH, AN "MSCI PARTY") MAKES ANY WARRANTIES OR REPRESENTATIONS AND, TO THE MAXIMUM EXTENT PERMITTED BY LAW, EACH MSCI PARTY HERE BY EXPRESSLY DISCLAIMS ALL IMPLIED WARRANTIES, INCLUDING WARRANTIES OF MERCHANTABILITY AND FITNESS FOR A PARTICULAR PURPOSE. WITHOUT LIMITING ANY OF THE FOREGOING AND TO THE MAXIMUM EXTENT PERMITTED BY LAW, IN NO EVENT SHALL ANY OF THE MSCI PARTIES HAVE ANY LIABILITY REGARDING ANY OF THE INFORMATION FOR ANY DIRECT, INDIRECT, SPECIAL, PUNITIVE, CONSEQUENTIAL (INCLUDING LOST PROFITS) OR ANY OTHER DAMAGE SEVEN IF NOTIFIED OF THE POSSIBILITY OF SUCH DAMAGES.

The foregoing shall not exclude or limit any liability that may not by applicable law be excluded or limited.

© 2025 MSCI Inc. All rights reserved.