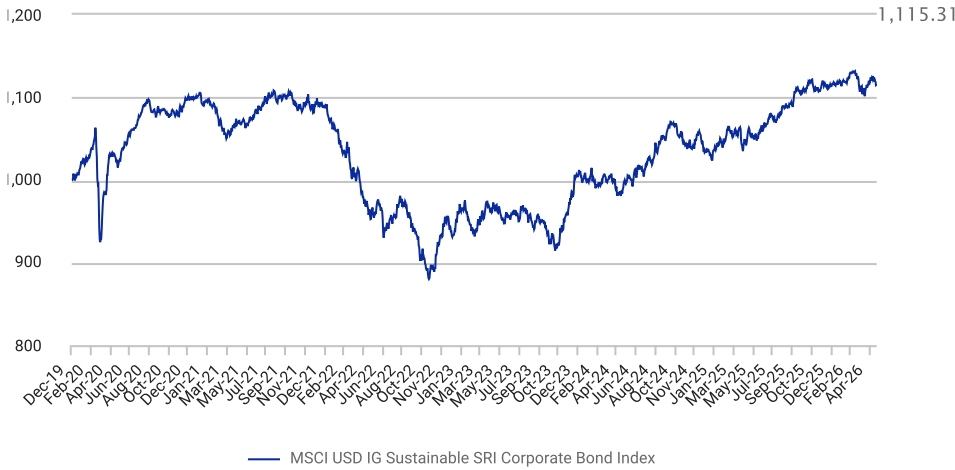


MSCI USD IG Sustainable SRI Corporate Bond Index

The MSCI USD IG Sustainable SRI Top 200 Select Corporate Bond Index aims to represent the performance of a strategy that seeks systematic integration of environmental, social and governance (ESG) norms while selecting 200 bonds from the MSCI USD IG Sustainable SRI Corporate Bond Index.

Cumulative Index Performance

USD Returns Dec 2019 - Apr 2026



Annual Performance(%)

Year	MSCI USD IG Sustainable SRI Corporate Bond Index
2025	7.63
2024	2.59
2023	8.19
2022	-14.49
2021	-1.26
2020	10.56

Index Performance

USD returns (%) April 30, 2026

Index	1 Month	3 Months	1 Year	Year to Date	ANNUALIZED RETURN (%)			
					3 Years	5 Years	10 Years	Since Dec 31, 2019
MSCI USD IG Sustainable SRI Corporate Bond Index	0.38	-0.32	5.06	0.03	4.78	0.87	-	1.73

Index Risk and Return Characteristics

USD returns (%) April 30, 2026

Index	Turnover* (%)	ANNUALIZED STD. DEVIATION (%)			RISK RETURN RATIO			Max Drawdown (%)	Max Drawdown Period
		3 Years	5 Years	Since Dec 31, 2019	3 Years	5 Years	Since Dec 31, 2019		
MSCI USD IG Sustainable SRI Corporate Bond Index	27.10	5.73	7.00	7.31	0.84	0.12	0.24	20.61	2021-08-02 – 2022-10-21

*Over rebalance of last 12 months

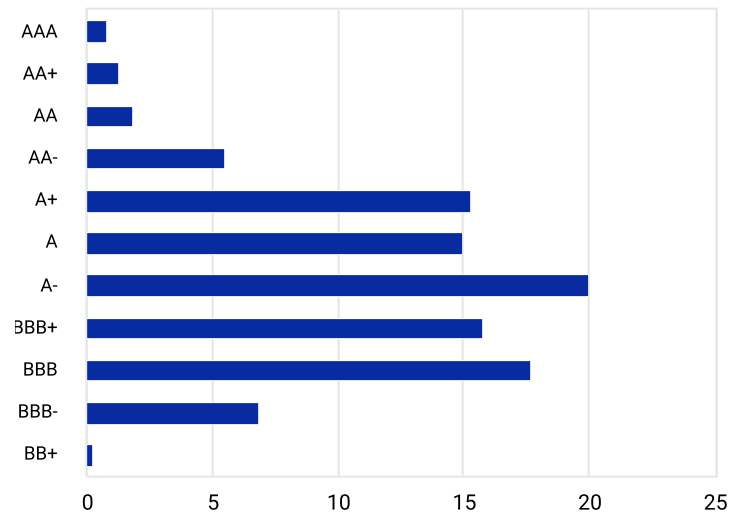
The MSCI USD IG Sustainable SRI Corporate Bond Index was launched on December 1, 2022. Data prior to the launch date is back-tested data (i.e. calculations of how the index might have performed over that time period had the index existed). There are frequently material differences between back-tested performance and actual results. Past performance -- whether actual or back-tested -- is no indication or guarantee of future performance.

Index Profile

Maturity	# of Securities	# of Issuers	Market Value USD (MM)	Coupon*	Price*	Yield To Worst	Effective Duration	Effective Convexity	OAS**(bps)	Weighted Credit Rating
0-3 Years	1,482	585	1,299,898	4.23	99.72	4.42	1.69	0.01	50	A-
3-5 Years	1,384	615	1,288,975	4.07	97.77	4.66	3.30	0.13	64	A-
5-7 Years	833	436	784,260	3.97	95.83	4.91	4.81	0.28	73	A-
7-10 Years	1,053	493	1,068,719	5.36	100.93	5.23	6.33	0.51	88	A-
10-20 Years	914	348	806,545	4.87	91.92	5.69	9.66	1.30	92	A-
20+ Years	1,320	370	1,082,112	4.51	80.75	6.06	13.06	2.67	98	A-
Aggregate	6,986	921	6,330,508	4.48	94.26	5.11	6.15	0.77	86	A-

* Par Weighted

** Effective Duration Weighted

Credit Rating Breakdown


■ MSCI USD IG Sustainable SRI Corporate Bond Index

ESG Metrics

MSCI USD IG Sustainable SRI Corporate Bond Index	
ESG score	7.16
Environmental Pillar Score	6.58
Fossil Fuel Reserves (%)	0.00
WACI (Scope 1+2)*	80.10
WACI (Scope 1+2+3)*	556.92
Green Revenues (%)	3.41
Green Bonds (%)	0.78
Social Pillar Score	4.85
Controversial Weapons (%)	0.00
Tobacco (%)	0.00
Very Severe Controversies (%)	0.00
Governance Pillar Score	6.00

*(t CO2e/\$M Sales)

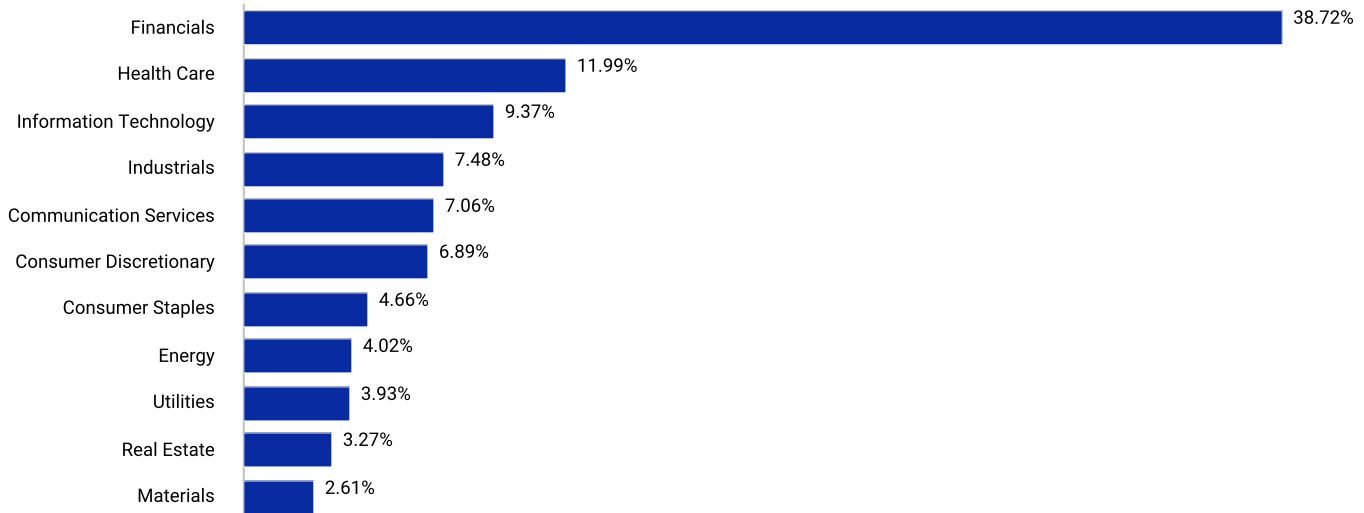
Top 5 Securities

Security Name	ISIN	Currency	Sector	Country	Security Credit Rating	Index Weight (%)
GS 6.75 2037	US38141GFD16	USD	Financials	USA	BBB	0.09
BAC 3.419 2028	US06051GHD43	USD	Financials	USA	A+	0.09
AMZN 4.875 2036	US023135DF00	USD	Consumer Discretionary	USA	AA-	0.09
PFE 5.3 2053	US716973AG71	USD	Health Care	USA	A	0.09
AMZN 5.8 2056	US023135DH65	USD	Consumer Discretionary	USA	AA-	0.09

Top 5 Issuers

Issuer Name	Index Weight (%)	Sector
JPMORGAN CHASE & CO	2.69	Financials
BANK OF AMERICA CORP	2.47	Financials
MORGAN STANLEY	2.25	Financials
GOLDMAN SACHS GROUP INC	1.85	Financials
WELLS FARGO & CO	1.72	Financials

Sector Weights



Country Weights



MSCI USD IG Sustainable SRI Corporate Bond Index

Constituents as of April 30, 2026

Issuer Name	Coupon (%)	Maturity Date	Weight (%)
GOLDMAN SACHS GROUP INC	6.75	01 Oct, 2037	0.10
BANK OF AMERICA CORP	3.42	20 Dec, 2028	0.09
AMAZON.COM INC	4.88	13 Mar, 2036	0.09
PFIZER INVESTMENT ENTERPRISES PTE LTD	5.30	19 May, 2053	0.09
AMAZON.COM INC	5.80	13 Mar, 2056	0.09
ABBVIE INC	3.20	21 Nov, 2029	0.08
BANK OF AMERICA CORP	5.29	25 Apr, 2034	0.08
BANK OF AMERICA CORP	5.47	23 Jan, 2035	0.08
BANK OF AMERICA CORP	5.01	22 Jul, 2033	0.08
PFIZER INVESTMENT ENTERPRISES PTE LTD	4.75	19 May, 2033	0.08
WELLS FARGO & CO	5.01	04 Apr, 2051	0.08
AMAZON.COM INC	4.25	13 Mar, 2031	0.08
AT&T INC	3.50	15 Sep, 2053	0.08
ORACLE CORP	5.70	04 Feb, 2036	0.08
AT&T INC	3.55	15 Sep, 2055	0.08
ABBVIE INC	4.25	21 Nov, 2049	0.07
JPMORGAN CHASE & CO	5.35	01 Jun, 2034	0.07
ORACLE CORP	6.70	04 Feb, 2056	0.07
JPMORGAN CHASE & CO	4.91	25 Jul, 2033	0.07
SALESFORCE INC	5.55	15 Mar, 2036	0.07
GOLDMAN SACHS GROUP INC	5.07	21 Jan, 2037	0.07
WELLS FARGO & CO	5.56	25 Jul, 2034	0.07
WELLS FARGO & CO	5.57	25 Jul, 2029	0.07
AMGEN INC	5.25	02 Mar, 2033	0.07
BANK OF AMERICA CORP	4.08	20 Mar, 2051	0.07
SALESFORCE INC	4.65	15 Mar, 2029	0.07
ALPHABET INC	4.80	15 Feb, 2036	0.07
AT&T INC	3.65	15 Sep, 2059	0.07
BANK OF AMERICA CORP	2.69	22 Apr, 2032	0.07
DEUTSCHE TELEKOM INTERNATIONAL FINANCE BV	8.75	15 Jun, 2030	0.06
AMGEN INC	5.65	02 Mar, 2053	0.06
JPMORGAN CHASE & CO	5.58	23 Jul, 2036	0.06
PFIZER INVESTMENT ENTERPRISES PTE LTD	4.45	19 May, 2028	0.06
VERIZON COMMUNICATIONS INC	2.35	15 Mar, 2032	0.06
AT&T INC	3.80	01 Dec, 2057	0.06
BANK OF AMERICA CORP	4.57	27 Apr, 2033	0.06
MICROSOFT CORP	2.92	17 Mar, 2052	0.06
AMAZON.COM INC	4.55	13 Mar, 2033	0.06
CITIGROUP INC	4.41	31 Mar, 2031	0.06
ALPHABET INC	5.65	15 Feb, 2056	0.06
MORGAN STANLEY	5.07	30 Jan, 2037	0.06

Issuer Name	Coupon (%)	Maturity Date	Weight (%)
BANK OF AMERICA CORP	5.87	15 Sep, 2034	0.06
ALPHABET INC	5.45	15 Nov, 2055	0.06
WELLS FARGO & CO	5.39	24 Apr, 2034	0.06
WELLS FARGO & CO	5.15	23 Apr, 2031	0.06
CIGNA GROUP	4.38	15 Oct, 2028	0.06
CITIGROUP INC	4.45	29 Sep, 2027	0.06
AMGEN INC	5.15	02 Mar, 2028	0.06
GOLDMAN SACHS GROUP INC	4.15	21 Jan, 2029	0.06
SALESFORCE INC	4.90	15 Sep, 2031	0.06
SALESFORCE INC	6.55	15 Mar, 2056	0.06
MICROSOFT CORP	2.52	01 Jun, 2050	0.06
ORACLE CORP	5.20	26 Sep, 2035	0.06
GOLDMAN SACHS GROUP INC	4.52	21 Jan, 2032	0.06
BANK OF AMERICA CORP	5.04	06 Feb, 2037	0.06
PFIZER INVESTMENT ENTERPRISES PTE LTD	5.34	19 May, 2063	0.06
WELLS FARGO & CO	3.35	02 Mar, 2033	0.06
JPMORGAN CHASE & CO	5.57	22 Apr, 2036	0.06
AERCAP IRELAND CAPITAL DAC	3.30	30 Jan, 2032	0.06
AERCAP IRELAND CAPITAL DAC	3.00	29 Oct, 2028	0.06
ABBOTT LABORATORIES	4.65	15 Mar, 2036	0.06
JPMORGAN CHASE & CO	5.72	14 Sep, 2033	0.06
ABBOTT LABORATORIES	5.50	15 Mar, 2056	0.06
GOLDMAN SACHS GROUP INC	3.10	24 Feb, 2033	0.06
BANK OF AMERICA CORP	5.20	25 Apr, 2029	0.06
BANK OF AMERICA CORP	2.68	19 Jun, 2041	0.06
WELLS FARGO & CO	6.49	23 Oct, 2034	0.06
BANK OF AMERICA CORP	5.51	24 Jan, 2036	0.06
APPLE INC	4.65	23 Feb, 2046	0.06
BANK OF AMERICA CORP	5.52	25 Oct, 2035	0.06
JPMORGAN CHASE & CO	2.74	15 Oct, 2030	0.06
JPMORGAN CHASE & CO	5.29	22 Jul, 2035	0.06
ABBVIE INC	4.05	21 Nov, 2039	0.06
GOLDMAN SACHS GROUP INC	2.38	21 Jul, 2032	0.06
JPMORGAN CHASE & CO	4.85	25 Jul, 2028	0.06
GOLDMAN SACHS GROUP INC	4.22	01 May, 2029	0.06
WELLS FARGO & CO	4.90	25 Jul, 2033	0.06
GOLDMAN SACHS GROUP INC	5.02	23 Oct, 2035	0.06
SALESFORCE INC	4.50	15 Mar, 2028	0.06
ALPHABET INC	4.70	15 Nov, 2035	0.06
MORGAN STANLEY	4.71	12 Mar, 2032	0.05
GOLDMAN SACHS GROUP INC	4.94	21 Oct, 2036	0.05
AMAZON.COM INC	3.15	22 Aug, 2027	0.05
AMAZON.COM INC	4.65	20 Nov, 2035	0.05

Issuer Name	Coupon (%)	Maturity Date	Weight (%)
ORACLE CORP	4.95	04 Feb, 2031	0.05
WELLS FARGO & CO	4.96	23 Jan, 2037	0.05
GOLDMAN SACHS GROUP INC	2.62	22 Apr, 2032	0.05
BANK OF AMERICA CORP	2.97	04 Feb, 2033	0.05
CITIGROUP INC	6.17	25 May, 2034	0.05
WELLS FARGO & CO	5.71	22 Apr, 2028	0.05
VERIZON COMMUNICATIONS INC	2.55	21 Mar, 2031	0.05
MORGAN STANLEY	5.25	21 Apr, 2034	0.05
COMCAST CORP	2.94	01 Nov, 2056	0.05
WELLS FARGO & CO	2.88	30 Oct, 2030	0.05
VERIZON COMMUNICATIONS INC	4.02	03 Dec, 2029	0.05
BANK OF AMERICA CORP	2.30	21 Jul, 2032	0.05
CHARTER COMMUNICATIONS OPERATING LLC	6.48	23 Oct, 2045	0.05
MORGAN STANLEY	5.32	19 Jul, 2035	0.05
MORGAN STANLEY	6.34	18 Oct, 2033	0.05
JPMORGAN CHASE & CO	6.25	23 Oct, 2034	0.05
COMCAST CORP	4.15	15 Oct, 2028	0.05
MORGAN STANLEY	2.70	22 Jan, 2031	0.05
BRITISH TELECOMMUNICATIONS PLC	9.63	15 Dec, 2030	0.05
BANK OF AMERICA CORP	2.50	13 Feb, 2031	0.05
HOME DEPOT INC	5.88	16 Dec, 2036	0.05
CITIGROUP INC	2.57	03 Jun, 2031	0.05
CENTENE CORP	4.63	15 Dec, 2029	0.05
MORGAN STANLEY	4.49	16 Jan, 2032	0.05
VERIZON COMMUNICATIONS INC	5.88	30 Nov, 2055	0.05
JPMORGAN CHASE & CO	5.77	22 Apr, 2035	0.05
WELLS FARGO & CO	2.39	02 Jun, 2028	0.05
JPMORGAN CHASE & CO	2.58	22 Apr, 2032	0.05
MORGAN STANLEY	5.83	19 Apr, 2035	0.05
INTERNATIONAL BUSINESS MACHINES CORP	3.50	15 May, 2029	0.05
JPMORGAN CHASE & CO	2.96	25 Jan, 2033	0.05
AT&T INC	2.55	01 Dec, 2033	0.05
MORGAN STANLEY	5.66	17 Apr, 2036	0.05
WELLS FARGO & CO	5.61	23 Apr, 2036	0.05
AT&T INC	4.30	15 Feb, 2030	0.05
VERIZON COMMUNICATIONS INC	3.55	22 Mar, 2051	0.05
GOLDMAN SACHS GROUP INC	5.22	23 Apr, 2031	0.05
CITIGROUP INC	6.02	24 Jan, 2036	0.05
GLAXOSMITHKLINE CAPITAL INC	6.38	15 May, 2038	0.05
MORGAN STANLEY	5.59	18 Jan, 2036	0.05
WELLS FARGO & CO	5.50	23 Jan, 2035	0.05
WELLS FARGO & CO	5.24	24 Jan, 2031	0.05
MORGAN STANLEY	2.24	21 Jul, 2032	0.05

Issuer Name	Coupon (%)	Maturity Date	Weight (%)
GOLDMAN SACHS GROUP INC	5.54	28 Jan, 2036	0.05
JPMORGAN CHASE & CO	5.34	23 Jan, 2035	0.05
PFIZER INVESTMENT ENTERPRISES PTE LTD	4.65	19 May, 2030	0.05
BRISTOL-MYERS SQUIBB CO	4.25	26 Oct, 2049	0.05
ASTRAZENECA PLC	6.45	15 Sep, 2037	0.05
CITIGROUP INC	5.17	13 Feb, 2030	0.05
MORGAN STANLEY	4.65	18 Oct, 2030	0.05
JPMORGAN CHASE & CO	4.32	26 Apr, 2028	0.05
BANK OF AMERICA CORP	4.95	22 Jul, 2028	0.05
ABBVIE INC	5.05	15 Mar, 2034	0.05
GOLDMAN SACHS GROUP INC	5.33	23 Jul, 2035	0.05
WELLS FARGO & CO	4.81	25 Jul, 2028	0.05
HSBC HOLDINGS PLC	4.58	19 Jun, 2029	0.05
JPMORGAN CHASE & CO	4.95	22 Oct, 2035	0.05
VISA INC	4.30	14 Dec, 2045	0.05
MORGAN STANLEY PRIVATE BANK NA	4.73	18 Jul, 2031	0.05
UBS GROUP AG	3.09	14 May, 2032	0.05
ORACLE CORP	2.95	01 Apr, 2030	0.05
ABBOTT LABORATORIES	4.90	30 Nov, 2046	0.05
AMGEN INC	4.66	15 Jun, 2051	0.05
WELLS FARGO & CO	3.58	22 May, 2028	0.05
MORGAN STANLEY	4.43	23 Jan, 2030	0.05
BANK OF AMERICA CORP	4.27	23 Jul, 2029	0.05
MORGAN STANLEY PRIVATE BANK NA	4.46	19 Nov, 2031	0.05
AT&T INC	4.35	01 Mar, 2029	0.05
CITIGROUP INC	6.27	17 Nov, 2033	0.05
GOLDMAN SACHS GROUP INC	4.37	21 Oct, 2031	0.05
CITIGROUP INC	4.54	19 Sep, 2030	0.05
JPMORGAN CHASE & CO	4.49	24 Mar, 2031	0.05
UBS GROUP AG	4.19	01 Apr, 2031	0.05
ORACLE CORP	4.55	04 Feb, 2029	0.05
MORGAN STANLEY	3.59	22 Jul, 2028	0.05
AMAZON.COM INC	4.00	13 Mar, 2029	0.05
CITIGROUP INC	5.17	11 Sep, 2036	0.05
MORGAN STANLEY	3.77	24 Jan, 2029	0.05
HSBC HOLDINGS PLC	3.97	22 May, 2030	0.05
ALPHABET INC	4.10	15 Feb, 2031	0.05
JPMORGAN CHASE & CO	4.81	22 Oct, 2036	0.05
JPMORGAN CHASE & CO	5.19	05 Feb, 2037	0.05
BROADCOM INC	3.47	15 Apr, 2034	0.05
CITIGROUP INC	4.50	11 Sep, 2031	0.05
MORGAN STANLEY	4.89	22 Oct, 2036	0.05
BANK OF AMERICA CORP	3.97	07 Feb, 2030	0.05

Issuer Name	Coupon (%)	Maturity Date	Weight (%)
ALPHABET INC	4.40	15 Feb, 2033	0.05
AMAZON.COM INC	5.95	13 Mar, 2066	0.05
AMAZON.COM INC	6.05	13 Mar, 2076	0.05
GOLDMAN SACHS GROUP INC	5.73	28 Jan, 2056	0.05
GOLDMAN SACHS GROUP INC	6.48	24 Oct, 2029	0.05
JPMORGAN CHASE & CO	4.90	22 Jan, 2037	0.05
GOLDMAN SACHS GROUP INC	5.56	19 Nov, 2045	0.05
ORACLE CORP	5.35	04 May, 2033	0.05
WELLS FARGO & CO	6.30	23 Oct, 2029	0.05
ORACLE CORP	5.95	26 Sep, 2055	0.05
MORGAN STANLEY	3.62	01 Apr, 2031	0.05
PFIZER INC	7.20	15 Mar, 2039	0.05
BANK OF AMERICA CORP	2.57	20 Oct, 2032	0.05
HSBC HOLDINGS PLC	6.33	09 Mar, 2044	0.05
ORANGE SA	9.00	01 Mar, 2031	0.05
MORGAN STANLEY	5.52	19 Nov, 2055	0.05
FISERV INC	3.50	01 Jul, 2029	0.05
COMCAST CORP	2.89	01 Nov, 2051	0.05
JPMORGAN CHASE & CO	5.58	22 Apr, 2030	0.05
ORACLE CORP	4.45	26 Sep, 2030	0.05
AMAZON.COM INC	5.45	20 Nov, 2055	0.05
ORACLE CORP	2.88	25 Mar, 2031	0.05
PFIZER INVESTMENT ENTERPRISES PTE LTD	5.11	19 May, 2043	0.05
VERIZON COMMUNICATIONS INC	3.40	22 Mar, 2041	0.05
BANK OF AMERICA CORP	2.09	14 Jun, 2029	0.05
ORACLE CORP	4.80	26 Sep, 2032	0.05
ABBVIE INC	5.40	15 Mar, 2054	0.05
JPMORGAN CHASE & CO	5.50	24 Jan, 2036	0.04
MORGAN STANLEY	5.16	20 Apr, 2029	0.04
BANK OF AMERICA CORP	5.82	15 Sep, 2029	0.04
AMGEN INC	5.25	02 Mar, 2030	0.04
JPMORGAN CHASE & CO	2.96	13 May, 2031	0.04
BANK OF AMERICA CORP	5.16	24 Jan, 2031	0.04
CITIGROUP INC	3.79	17 Mar, 2033	0.04
WELLS FARGO & CO	5.20	23 Jan, 2030	0.04
AT&T INC	5.40	15 Feb, 2034	0.04
JPMORGAN CHASE & CO	6.40	15 May, 2038	0.04
JPMORGAN CHASE & CO	5.00	22 Jul, 2030	0.04
BROADCOM INC	3.14	15 Nov, 2035	0.04
BANK OF AMERICA CORP	2.59	29 Apr, 2031	0.04
AMAZON.COM INC	4.05	22 Aug, 2047	0.04
WELLS FARGO & CO	2.57	11 Feb, 2031	0.04
JPMORGAN CHASE & CO	3.96	15 Nov, 2048	0.04

Issuer Name	Coupon (%)	Maturity Date	Weight (%)
ORACLE CORP	3.60	01 Apr, 2050	0.04
VERIZON COMMUNICATIONS INC	4.33	21 Sep, 2028	0.04
AT&T INC	2.75	01 Jun, 2031	0.04
WELLS FARGO & CO	4.61	25 Apr, 2053	0.04
SALESFORCE INC	5.20	15 Mar, 2033	0.04
HSBC HOLDINGS PLC	2.80	24 May, 2032	0.04
CITIGROUP INC	3.06	25 Jan, 2033	0.04
BANK OF AMERICA CORP	4.46	06 Feb, 2032	0.04
BANK OF AMERICA CORP	3.31	22 Apr, 2042	0.04
AMGEN INC	5.60	02 Mar, 2043	0.04
CITIGROUP INC	2.56	01 May, 2032	0.04
ORACLE CORP	3.25	15 Nov, 2027	0.04
HSBC HOLDINGS PLC	5.28	10 Mar, 2037	0.04
AMAZON.COM INC	2.10	12 May, 2031	0.04
GOLDMAN SACHS GROUP INC	2.65	21 Oct, 2032	0.04
ALPHABET INC	5.70	15 Nov, 2075	0.04
JPMORGAN CHASE & CO	2.54	08 Nov, 2032	0.04
ABBOTT LABORATORIES	4.30	15 Mar, 2033	0.04
WELLS FARGO & CO	3.07	30 Apr, 2041	0.04
GOLDMAN SACHS GROUP INC	6.25	01 Feb, 2041	0.04
UNITEDHEALTH GROUP INC	5.63	15 Jul, 2054	0.04
GOLDMAN SACHS GROUP INC	5.85	25 Apr, 2035	0.04
GOLDMAN SACHS GROUP INC	5.54	21 Jan, 2047	0.04
BRISTOL-MYERS SQUIBB CO	5.55	22 Feb, 2054	0.04
JPMORGAN CHASE & CO	1.95	04 Feb, 2032	0.04
AMGEN INC	5.75	02 Mar, 2063	0.04
CIGNA GROUP	4.90	15 Dec, 2048	0.04
GOLDMAN SACHS GROUP INC	5.73	25 Apr, 2030	0.04
MORGAN STANLEY	5.66	18 Apr, 2030	0.04
PNC FINANCIAL SERVICES GROUP INC	5.58	12 Jun, 2029	0.04
JPMORGAN CHASE & CO	5.10	22 Apr, 2031	0.04
MORGAN STANLEY	5.19	17 Apr, 2031	0.04
MORGAN STANLEY	2.48	16 Sep, 2036	0.04
CITIBANK NA	5.80	29 Sep, 2028	0.04
JPMORGAN CHASE & CO	5.57	22 Apr, 2028	0.04
CITIGROUP INC	5.45	11 Jun, 2035	0.04
CITIBANK NA	4.91	29 May, 2030	0.04
JPMORGAN CHASE & CO	4.35	22 Jan, 2032	0.04
MORGAN STANLEY	5.42	21 Jul, 2034	0.04
MORGAN STANLEY	5.47	18 Jan, 2035	0.04
HCA INC	3.50	01 Sep, 2030	0.04
BRISTOL-MYERS SQUIBB CO	5.20	22 Feb, 2034	0.04
NTT FINANCE CORP	5.50	16 Jul, 2035	0.04

Issuer Name	Coupon (%)	Maturity Date	Weight (%)
CISCO SYSTEMS INC	4.95	26 Feb, 2031	0.04
MORGAN STANLEY	5.23	15 Jan, 2031	0.04
JPMORGAN CHASE & CO	2.52	22 Apr, 2031	0.04
JPMORGAN CHASE & CO	5.14	24 Jan, 2031	0.04
JPMORGAN CHASE & CO	5.30	24 Jul, 2029	0.04
BANK OF AMERICA CORP	5.74	12 Feb, 2036	0.04
GOLDMAN SACHS GROUP INC	4.94	23 Apr, 2028	0.04
CITIGROUP INC	5.83	13 Feb, 2035	0.04
HSBC HOLDINGS PLC	5.40	11 Aug, 2033	0.04
PNC FINANCIAL SERVICES GROUP INC	6.88	20 Oct, 2034	0.04
ORACLE CORP	6.85	04 Feb, 2066	0.04
JPMORGAN CHASE & CO	4.60	22 Oct, 2030	0.04
JPMORGAN CHASE & CO	5.01	23 Jan, 2030	0.04
CISCO SYSTEMS INC	4.85	26 Feb, 2029	0.04
GOLDMAN SACHS GROUP INC	5.05	23 Jul, 2030	0.04
NTT FINANCE CORP	5.17	16 Jul, 2032	0.04
BROADCOM INC	5.20	15 Jul, 2035	0.04
MORGAN STANLEY	5.12	01 Feb, 2029	0.04
CISCO SYSTEMS INC	5.05	26 Feb, 2034	0.04
BANK OF AMERICA CORP	4.98	24 Jan, 2029	0.04
NTT FINANCE CORP	4.88	16 Jul, 2030	0.04
ABBVIE INC	4.80	15 Mar, 2029	0.04
MORGAN STANLEY	4.21	20 Apr, 2028	0.04
WELLS FARGO & CO	5.21	03 Dec, 2035	0.04
CITIGROUP INC	4.91	24 May, 2033	0.04
WELLS FARGO & CO	4.48	04 Apr, 2031	0.04
HSBC HOLDINGS PLC	4.95	31 Mar, 2030	0.04
JPMORGAN CHASE & CO	4.45	05 Dec, 2029	0.04
APPLE INC	3.85	04 May, 2043	0.04
BANK OF AMERICA CORP	5.42	15 Aug, 2035	0.04
GOLDMAN SACHS GROUP INC	4.15	21 Oct, 2029	0.04
ALPHABET INC	4.10	15 Nov, 2030	0.04
AMAZON.COM INC	3.90	20 Nov, 2028	0.04
JPMORGAN CHASE & CO	4.59	26 Apr, 2033	0.04
WELLS FARGO & CO	4.30	22 Jul, 2027	0.04
JPMORGAN CHASE & CO	3.54	01 May, 2028	0.04
MORGAN STANLEY	5.90	13 Mar, 2047	0.04
GOLDMAN SACHS GROUP INC	4.48	23 Aug, 2028	0.04
JPMORGAN CHASE & CO	5.53	29 Nov, 2045	0.04
GOLDMAN SACHS GROUP INC	3.69	05 Jun, 2028	0.04
WELLS FARGO & CO	4.15	24 Jan, 2029	0.04
BROADCOM INC	2.45	15 Feb, 2031	0.04
GOLDMAN SACHS GROUP INC	3.81	23 Apr, 2029	0.04

Issuer Name	Coupon (%)	Maturity Date	Weight (%)
BANK OF AMERICA CORP	3.25	21 Oct, 2027	0.04
JPMORGAN CHASE & CO	4.20	23 Jul, 2029	0.04
MORGAN STANLEY	4.36	22 Oct, 2031	0.04
AMAZON.COM INC	4.10	20 Nov, 2030	0.04
MORGAN STANLEY	4.24	09 Jan, 2030	0.04
CITIGROUP INC	3.67	24 Jul, 2028	0.04
MORGAN STANLEY PRIVATE BANK NA	4.21	08 Feb, 2030	0.04
BANK OF AMERICA CORP	3.97	05 Mar, 2029	0.04
AMAZON.COM INC	3.88	22 Aug, 2037	0.04
ALPHABET INC	3.70	15 Feb, 2029	0.04
RECKITT BENCKISER TREASURY SERVICES PLC	3.00	26 Jun, 2027	0.04
BROADCOM INC	4.93	15 May, 2037	0.04
JPMORGAN CHASE & CO	3.70	06 May, 2030	0.04
AMAZON.COM INC	5.65	13 Mar, 2046	0.04
AT&T INC	2.30	01 Jun, 2027	0.04
SYNOPSIS INC	5.15	01 Apr, 2035	0.04
CITIGROUP INC	3.98	20 Mar, 2030	0.04
BANK OF AMERICA CORP	1.90	23 Jul, 2031	0.04
ABBOTT LABORATORIES	4.00	15 Mar, 2031	0.04
CITIGROUP INC	8.13	15 Jul, 2039	0.04
APPLE INC	1.65	08 Feb, 2031	0.04
ABBVIE INC	4.50	14 May, 2035	0.04
GOLDMAN SACHS GROUP INC	5.39	02 Feb, 2041	0.04
ORACLE CORP	6.90	09 Nov, 2052	0.04
ABBVIE INC	4.70	14 May, 2045	0.04
JPMORGAN CHASE & CO	3.33	22 Apr, 2052	0.04
GOLDMAN SACHS GROUP INC	3.80	15 Mar, 2030	0.04
AMAZON.COM INC	3.60	13 Apr, 2032	0.04
HSBC HOLDINGS PLC	7.39	03 Nov, 2028	0.04
BANK OF AMERICA CORP	3.19	23 Jul, 2030	0.04
AT&T INC	4.50	15 May, 2035	0.04
HSBC HOLDINGS PLC	6.25	09 Mar, 2034	0.04
CITIGROUP INC	4.64	07 May, 2028	0.04
SUMITOMO MITSUI FINANCIAL GROUP, INC	3.04	16 Jul, 2029	0.04
JPMORGAN CHASE & CO	6.09	23 Oct, 2029	0.04
MORGAN STANLEY	1.79	13 Feb, 2032	0.04
BROADCOM INC	3.50	15 Feb, 2041	0.04
ENBRIDGE INC	5.70	08 Mar, 2033	0.04
APPLE INC	1.20	08 Feb, 2028	0.04
UBS GROUP AG	5.96	12 Jan, 2034	0.04
MORGAN STANLEY PRIVATE BANK NA	4.20	17 Nov, 2028	0.04
MORGAN STANLEY	6.30	18 Oct, 2028	0.04
HSBC HOLDINGS PLC	8.11	03 Nov, 2033	0.04

Issuer Name	Coupon (%)	Maturity Date	Weight (%)
ORACLE CORP	6.25	09 Nov, 2032	0.04
BNP PARIBAS SA	5.79	13 Jan, 2033	0.04
INTERNATIONAL BUSINESS MACHINES CORP	4.25	15 May, 2049	0.04
BROADCOM INC	3.19	15 Nov, 2036	0.04
HSBC HOLDINGS PLC	5.29	19 Nov, 2030	0.04
UBS GROUP AG	5.70	08 Feb, 2035	0.04
WALT DISNEY CO	2.65	13 Jan, 2031	0.04
HSBC HOLDINGS PLC	5.24	13 May, 2031	0.04
WELLS FARGO & CO	5.61	15 Jan, 2044	0.04
BANK OF AMERICA CORP	3.85	08 Mar, 2037	0.04
WELLS FARGO & CO	4.97	23 Apr, 2029	0.04
ABBVIE INC	4.40	06 Nov, 2042	0.04
BROADCOM INC	5.05	12 Jul, 2029	0.04
VERIZON COMMUNICATIONS INC	3.70	22 Mar, 2061	0.04
MORGAN STANLEY	5.45	20 Jul, 2029	0.04
VERIZON COMMUNICATIONS INC	5.25	02 Apr, 2035	0.04
AMAZON.COM INC	4.70	01 Dec, 2032	0.04
MORGAN STANLEY	5.17	16 Jan, 2030	0.04
BARCLAYS PLC	7.44	02 Nov, 2033	0.04
MORGAN STANLEY	5.04	19 Jul, 2030	0.04
ALLY FINANCIAL INC	8.00	01 Nov, 2031	0.04
FIDELITY NATIONAL INFORMATION SERVICES INC	4.55	10 Mar, 2029	0.04
CITIBANK NA	4.58	29 May, 2027	0.04
BANK OF AMERICA CORP	4.62	09 May, 2029	0.04
INTEL CORP	5.20	10 Feb, 2033	0.04
BANK OF AMERICA CORP	4.38	27 Apr, 2028	0.04
HSBC HOLDINGS PLC	4.75	09 Jun, 2028	0.04
HSBC HOLDINGS PLC	5.21	11 Aug, 2028	0.04
HSBC HOLDINGS PLC	7.40	13 Nov, 2034	0.04
HSBC HOLDINGS PLC	5.45	03 Mar, 2036	0.04
TAKEDA PHARMACEUTICAL CO LTD	2.05	31 Mar, 2030	0.04
JPMORGAN CHASE & CO	4.00	23 Apr, 2029	0.04
HSBC HOLDINGS PLC	4.62	06 Nov, 2031	0.04
CITIGROUP INC	4.79	04 Mar, 2029	0.04
UBS GROUP AG	4.28	09 Jan, 2028	0.04
MORGAN STANLEY	2.94	21 Jan, 2033	0.04
CITIGROUP INC	5.33	27 Mar, 2036	0.04
NOVARTIS CAPITAL CORP	5.70	18 Mar, 2056	0.04
HSBC HOLDINGS PLC	5.13	06 Nov, 2036	0.04
CITIGROUP INC	3.52	27 Oct, 2028	0.04
TELEFONICA EMISIONES SAU	7.04	20 Jun, 2036	0.04
BANK OF AMERICA CORP	4.33	15 Mar, 2050	0.04
ORACLE CORP	2.80	01 Apr, 2027	0.04

Issuer Name	Coupon (%)	Maturity Date	Weight (%)
AMAZON.COM INC	3.85	13 Mar, 2028	0.04
MORGAN STANLEY	2.51	20 Oct, 2032	0.04
MORGAN STANLEY	6.63	01 Nov, 2034	0.04
NOVARTIS CAPITAL CORP	4.90	18 Mar, 2036	0.04
VERIZON COMMUNICATIONS INC	5.00	15 Jan, 2036	0.04
BANK OF AMERICA CORP	1.92	24 Oct, 2031	0.04
JPMORGAN CHASE & CO	3.51	23 Jan, 2029	0.04
GOLDMAN SACHS GROUP INC	4.02	31 Oct, 2038	0.04
KRAFT HEINZ FOODS CO	4.38	01 Jun, 2046	0.04
ABBOTT LABORATORIES	3.70	09 Mar, 2029	0.04
AT&T INC	4.00	01 Jun, 2049	0.04
JPMORGAN CHASE & CO	3.88	24 Jul, 2038	0.04
ORACLE CORP	3.60	01 Apr, 2040	0.03
BROADCOM INC	4.80	15 Feb, 2036	0.03
GOLDMAN SACHS GROUP INC	1.99	27 Jan, 2032	0.03
TELEFONICA EMISIONES SAU	5.21	08 Mar, 2047	0.03
BANCO SANTANDER SA	6.92	08 Aug, 2033	0.03
MORGAN STANLEY	1.93	28 Apr, 2032	0.03
WYETH LLC	5.95	01 Apr, 2037	0.03
AT&T INC	2.25	01 Feb, 2032	0.03
CITIGROUP INC	4.65	23 Jul, 2048	0.03
MEIJI YASUDA LIFE INSURANCE CO	6.10	11 Jun, 2055	0.03
VERIZON COMMUNICATIONS INC	5.40	02 Jul, 2037	0.03
CENTENE CORP	2.45	15 Jul, 2028	0.03
MORGAN STANLEY	6.38	24 Jul, 2042	0.03
KROGER CO	5.00	15 Sep, 2034	0.03
APPLE INC	1.40	05 Aug, 2028	0.03
VERIZON COMMUNICATIONS INC	2.99	30 Oct, 2056	0.03
MORGAN STANLEY BANK NA	5.50	26 May, 2028	0.03
HSBC HOLDINGS PLC	6.55	20 Jun, 2034	0.03
BARCLAYS PLC	6.22	09 May, 2034	0.03
ORACLE CORP	5.88	26 Sep, 2045	0.03
CITIGROUP INC	2.98	05 Nov, 2030	0.03
AMAZON.COM INC	1.65	12 May, 2028	0.03
GOLDMAN SACHS GROUP INC	5.21	28 Jan, 2031	0.03
AT&T INC	1.65	01 Feb, 2028	0.03
COMCAST CORP	2.99	01 Nov, 2063	0.03
AMAZON.COM INC	3.10	12 May, 2051	0.03
MORGAN STANLEY	6.41	01 Nov, 2029	0.03
CISCO SYSTEMS INC	5.90	15 Feb, 2039	0.03
VERIZON COMMUNICATIONS INC	2.65	20 Nov, 2040	0.03
BNP PARIBAS SA	5.89	05 Dec, 2034	0.03
CITIBANK NA	5.57	30 Apr, 2034	0.03

Issuer Name	Coupon (%)	Maturity Date	Weight (%)
VERIZON COMMUNICATIONS INC	4.78	15 Feb, 2035	0.03
CHARTER COMMUNICATIONS OPERATING LLC	5.75	01 Apr, 2048	0.03
ORACLE CORP	6.55	04 Feb, 2046	0.03
MORGAN STANLEY	4.13	18 Oct, 2029	0.03
MORGAN STANLEY	4.30	27 Jan, 2045	0.03
HSBC HOLDINGS PLC	5.79	13 May, 2036	0.03
BANK OF AMERICA CORP	6.20	10 Nov, 2028	0.03
CITIGROUP INC	2.67	29 Jan, 2031	0.03
CITIGROUP INC	4.13	25 Jul, 2028	0.03
MICROSOFT CORP	2.67	01 Jun, 2060	0.03
ORACLE CORP	3.85	01 Apr, 2060	0.03
BROADCOM INC	3.42	15 Apr, 2033	0.03
LLOYDS BANKING GROUP PLC	5.68	05 Jan, 2035	0.03
US BANCORP	5.68	23 Jan, 2035	0.03
VERIZON COMMUNICATIONS INC	4.50	10 Aug, 2033	0.03
BANK OF AMERICA CORP	5.46	09 May, 2036	0.03
MORGAN STANLEY	5.95	19 Jan, 2038	0.03
TRUIST FINANCIAL CORP	5.71	24 Jan, 2035	0.03
CHARTER COMMUNICATIONS OPERATING LLC	6.38	23 Oct, 2035	0.03
SYNOPSIS INC	5.70	01 Apr, 2055	0.03
CIGNA GROUP	4.80	15 Aug, 2038	0.03
AT&T INC	3.65	01 Jun, 2051	0.03
CHARTER COMMUNICATIONS OPERATING LLC	4.80	01 Mar, 2050	0.03
UNITEDHEALTH GROUP INC	5.35	15 Feb, 2033	0.03
BNP PARIBAS SA	2.87	19 Apr, 2032	0.03
HSBC HOLDINGS PLC	6.16	09 Mar, 2029	0.03
SYNOPSIS INC	4.85	01 Apr, 2030	0.03
MORGAN STANLEY	4.99	12 Apr, 2029	0.03
CISCO SYSTEMS INC	5.50	15 Jan, 2040	0.03
VERIZON COMMUNICATIONS INC	4.86	21 Aug, 2046	0.03
BARCLAYS PLC	5.69	12 Mar, 2030	0.03
CHARTER COMMUNICATIONS OPERATING LLC	5.38	01 May, 2047	0.03
CITIGROUP INC	4.95	07 May, 2031	0.03
BANK OF AMERICA CORP	6.11	29 Jan, 2037	0.03
VERIZON COMMUNICATIONS INC	2.10	22 Mar, 2028	0.03
MORGAN STANLEY	5.30	20 Apr, 2037	0.03
BARCLAYS PLC	5.79	25 Feb, 2036	0.03
ROYAL BANK OF CANADA	4.65	18 Oct, 2030	0.03
UNITEDHEALTH GROUP INC	5.15	15 Jul, 2034	0.03
AMAZON.COM INC	4.55	01 Dec, 2027	0.03
ABBVIE INC	4.95	15 Mar, 2031	0.03
ORACLE CORP	3.95	25 Mar, 2051	0.03
JPMORGAN CHASE & CO	4.50	22 Oct, 2028	0.03

Issuer Name	Coupon (%)	Maturity Date	Weight (%)
MORGAN STANLEY BANK NA	5.02	12 Jan, 2029	0.03
GOLDMAN SACHS GROUP INC	4.69	23 Oct, 2030	0.03
BARCLAYS PLC	4.84	09 May, 2028	0.03
JPMORGAN CHASE & CO	4.92	24 Jan, 2029	0.03
JPMORGAN CHASE & CO	4.98	22 Jul, 2028	0.03
STANDARD CHARTERED PLC	4.64	01 Apr, 2031	0.03
BANK OF AMERICA CORP	7.75	14 May, 2038	0.03
SABINE PASS LIQUEFACTION LLC	4.50	15 May, 2030	0.03
MORGAN STANLEY	3.95	23 Apr, 2027	0.03
JPMORGAN CHASE & CO	4.57	14 Jun, 2030	0.03
ORACLE CORP	4.00	15 Jul, 2046	0.03
BANK OF AMERICA CORP	4.18	25 Nov, 2027	0.03
MORGAN STANLEY PRIVATE BANK NA	4.47	06 Jul, 2028	0.03
CITIGROUP INC	4.08	23 Apr, 2029	0.03
FOX CORP	4.71	25 Jan, 2029	0.03
AMAZON.COM INC	3.30	13 Apr, 2027	0.03
BANK OF AMERICA CORP	3.71	24 Apr, 2028	0.03
UNITED AIRLINES INC	4.63	15 Apr, 2029	0.03
MORGAN STANLEY	4.89	20 Jul, 2033	0.03
WALT DISNEY CO	3.60	13 Jan, 2051	0.03
APPLE INC	3.20	11 May, 2027	0.03
UBS GROUP AG	4.84	06 Nov, 2033	0.03
VERIZON COMMUNICATIONS INC	4.75	15 Jan, 2033	0.03
QUALCOMM INC	3.25	20 May, 2027	0.03
CENTENE CORP	3.00	15 Oct, 2030	0.03
BNP PARIBAS SA	4.40	14 Aug, 2028	0.03
JPMORGAN CHASE & CO	4.25	22 Oct, 2031	0.03
STANDARD CHARTERED PLC	5.40	12 Aug, 2036	0.03
FIDELITY NATIONAL INFORMATION SERVICES INC	4.45	10 Mar, 2028	0.03
HEWLETT PACKARD ENTERPRISE CO	5.00	15 Oct, 2034	0.03
GILEAD SCIENCES INC	4.75	01 Mar, 2046	0.03
WELLS FARGO & CO	4.18	23 Jan, 2030	0.03
HCA INC	4.13	15 Jun, 2029	0.03
TORONTO-DOMINION BANK	4.46	08 Jun, 2032	0.03
UNITEDHEALTH GROUP INC	5.88	15 Feb, 2053	0.03
UBS GROUP AG	4.25	23 Mar, 2028	0.03
FIDELITY NATIONAL INFORMATION SERVICES INC	4.80	10 Mar, 2031	0.03
US BANCORP	4.84	01 Feb, 2034	0.03
UBS GROUP AG	3.87	12 Jan, 2029	0.03
BANK OF AMERICA CORP	3.59	21 Jul, 2028	0.03
MARSH & MCLENNAN COMPANIES INC	5.00	15 Mar, 2035	0.03
BARCLAYS PLC	5.33	10 Sep, 2035	0.03
HSBC HOLDINGS PLC	4.40	10 Mar, 2030	0.03

Issuer Name	Coupon (%)	Maturity Date	Weight (%)
CAPITAL ONE FINANCIAL CORP	7.62	30 Oct, 2031	0.03
NOVARTIS CAPITAL CORP	4.60	18 Mar, 2033	0.03
UBS GROUP AG	4.21	10 Apr, 2030	0.03
BROADCOM INC	4.30	15 Nov, 2032	0.03
HSBC HOLDINGS PLC	4.67	10 Mar, 2032	0.03
VERIZON COMMUNICATIONS INC	1.75	20 Jan, 2031	0.03
ALPHABET INC	5.35	15 Nov, 2045	0.03
BAKER HUGHES HOLDINGS LLC	5.85	15 Jun, 2056	0.03
ORACLE CORP	5.38	15 Jul, 2040	0.03
AMERICAN EXPRESS CO	4.80	24 Oct, 2036	0.03
ORANGE SA	5.00	13 Jan, 2036	0.03
EATON CORP	4.80	06 Mar, 2036	0.03
ALPHABET INC	1.10	15 Aug, 2030	0.03
APPLE INC	2.90	12 Sep, 2027	0.03
BAKER HUGHES HOLDINGS LLC	5.00	15 Jun, 2036	0.03
VERIZON COMMUNICATIONS INC	6.00	30 Nov, 2065	0.03
SUMITOMO MITSUI FINANCIAL GROUP, INC	5.52	13 Jan, 2028	0.03
KROGER CO	5.50	15 Sep, 2054	0.03
HSBC HOLDINGS PLC	4.76	29 Mar, 2033	0.03
AT&T INC	3.50	01 Jun, 2041	0.03
CITIGROUP INC	5.61	04 Mar, 2056	0.03
AMAZON.COM INC	3.95	13 Apr, 2052	0.03
MORGAN STANLEY	5.60	24 Mar, 2051	0.03
ABBOTT LABORATORIES	4.75	15 Mar, 2038	0.03
ABBOTT LABORATORIES	5.60	15 Mar, 2066	0.03
AMGEN INC	4.40	01 May, 2045	0.03
AON NORTH AMERICA INC	5.75	01 Mar, 2054	0.03
HSBC HOLDINGS PLC	2.01	22 Sep, 2028	0.03
VODAFONE GROUP PLC	5.75	28 Jun, 2054	0.03
STANDARD CHARTERED PLC	5.70	26 Mar, 2044	0.03
WELLS FARGO & CO	5.43	23 Jan, 2047	0.03
CENTENE CORP	2.50	01 Mar, 2031	0.03
JPMORGAN CHASE & CO	2.07	01 Jun, 2029	0.03
BANK OF AMERICA CORP	2.88	22 Oct, 2030	0.03
TRUIST FINANCIAL CORP	7.16	30 Oct, 2029	0.03
HSBC HOLDINGS PLC	5.60	17 May, 2028	0.03
ORACLE CORP	2.30	25 Mar, 2028	0.03
AMAZON.COM INC	5.55	20 Nov, 2065	0.03
ROCHE HOLDINGS INC	1.93	13 Dec, 2028	0.03
HSBC HOLDINGS PLC	2.21	17 Aug, 2029	0.03
BANK OF AMERICA CORP	5.00	21 Jan, 2044	0.03
BNP PARIBAS SA	3.05	13 Jan, 2031	0.03
INTEL CORP	5.70	10 Feb, 2053	0.03

Issuer Name	Coupon (%)	Maturity Date	Weight (%)
CAPITAL ONE FINANCIAL CORP	6.38	08 Jun, 2034	0.03
CISCO SYSTEMS INC	5.30	26 Feb, 2054	0.03
MORGAN STANLEY	4.38	22 Jan, 2047	0.03
SUMITOMO MITSUI FINANCIAL GROUP, INC	1.90	17 Sep, 2028	0.03
HALEON US CAPITAL LLC	3.63	24 Mar, 2032	0.03
INTEL CORP	2.45	15 Nov, 2029	0.03
GE HEALTHCARE TECHNOLOGIES INC	5.91	22 Nov, 2032	0.03
CARRIER GLOBAL CORP	2.72	15 Feb, 2030	0.03
CREDIT AGRICOLE SA	6.32	03 Oct, 2029	0.03
PNC FINANCIAL SERVICES GROUP INC	2.55	22 Jan, 2030	0.03
GOLDMAN SACHS GROUP INC	2.60	07 Feb, 2030	0.03
MEDTRONIC INC	4.38	15 Mar, 2035	0.03
UBS GROUP AG	6.30	22 Sep, 2034	0.03
HCA INC	3.63	15 Mar, 2032	0.03
CENTENE CORP	3.38	15 Feb, 2030	0.03
WALT DISNEY CO	2.00	01 Sep, 2029	0.03
US BANCORP	5.84	12 Jun, 2034	0.03
BANK OF AMERICA CORP	4.24	24 Apr, 2038	0.03
BROADCOM INC	4.15	15 Nov, 2030	0.03
TRUIST FINANCIAL CORP	5.87	08 Jun, 2034	0.03
GOLDMAN SACHS GROUP INC	5.15	22 May, 2045	0.03
SUMITOMO MITSUI FINANCIAL GROUP, INC	5.77	13 Jan, 2033	0.03
INTEL CORP	4.75	25 Mar, 2050	0.03
CAPITAL ONE FINANCIAL CORP	6.31	08 Jun, 2029	0.03
HSBC HOLDINGS PLC	4.00	08 Sep, 2036	0.03
ROYAL BANK OF CANADA	5.15	04 Feb, 2031	0.03
HCA INC	5.45	01 Apr, 2031	0.03
PNC FINANCIAL SERVICES GROUP INC	5.49	14 May, 2030	0.03
APPLE INC	2.65	08 Feb, 2051	0.03
VERIZON COMMUNICATIONS INC	4.40	01 Nov, 2034	0.03
DELL INTERNATIONAL LLC	5.30	01 Oct, 2029	0.03
US BANCORP	5.78	12 Jun, 2029	0.03
BNP PARIBAS SA	5.50	20 May, 2030	0.03
CREDIT AGRICOLE SA	5.86	09 Jan, 2036	0.03
INTESA SANPAOLO SPA	7.80	28 Nov, 2053	0.03
ROGERS COMMUNICATIONS INC	3.80	15 Mar, 2032	0.03
GE HEALTHCARE TECHNOLOGIES INC	5.65	15 Nov, 2027	0.03
UBS GROUP AG	5.58	09 May, 2036	0.03
BANK OF AMERICA CORP	2.65	11 Mar, 2032	0.03
HSBC HOLDINGS PLC	5.87	18 Nov, 2035	0.03
UNITEDHEALTH GROUP INC	5.05	15 Apr, 2053	0.03
BNP PARIBAS SA	5.28	19 Nov, 2030	0.03
BNP PARIBAS SA	5.91	19 Nov, 2035	0.03

Issuer Name	Coupon (%)	Maturity Date	Weight (%)
ONEOK INC	6.63	01 Sep, 2053	0.03
ORACLE CORP	5.55	06 Feb, 2053	0.03
UBS GROUP AG	5.62	13 Sep, 2030	0.03
PNC FINANCIAL SERVICES GROUP INC	5.58	29 Jan, 2036	0.03
CREDIT AGRICOLE SA	5.22	27 May, 2031	0.03
COCA-COLA CO	2.25	05 Jan, 2032	0.03
UBS GROUP AG	5.43	08 Feb, 2030	0.03
CAPITAL ONE FINANCIAL CORP	6.18	30 Jan, 2036	0.03
BRISTOL-MYERS SQUIBB CO	4.13	15 Jun, 2039	0.03
JPMORGAN CHASE & CO	5.60	15 Jul, 2041	0.03
HCA INC	5.25	15 Jun, 2049	0.03
BNP PARIBAS SA	5.18	09 Jan, 2030	0.03
AON NORTH AMERICA INC	5.45	01 Mar, 2034	0.03
BARCLAYS PLC	4.97	16 May, 2029	0.03
NATWEST GROUP PLC	4.89	18 May, 2029	0.03
AMAZON.COM INC	1.50	03 Jun, 2030	0.03
UNITEDHEALTH GROUP INC	5.75	15 Jul, 2064	0.03
BARCLAYS PLC	5.37	25 Feb, 2031	0.03
WELLS FARGO & CO	5.38	02 Nov, 2043	0.03
BNP PARIBAS SA	5.13	13 Jan, 2029	0.03
RIO TINTO FINANCE (USA) PLC	5.25	14 Mar, 2035	0.03
NATWEST GROUP PLC	5.08	27 Jan, 2030	0.03
BROADCOM INC	4.90	15 Jul, 2032	0.03
BARCLAYS PLC	5.50	09 Aug, 2028	0.03
HOME DEPOT INC	4.95	25 Jun, 2034	0.03
ABBVIE INC	4.25	14 Nov, 2028	0.03
MERCK & CO INC	2.15	10 Dec, 2031	0.03
TAKEDA PHARMACEUTICAL CO LTD	5.00	26 Nov, 2028	0.03
HEWLETT PACKARD ENTERPRISE CO	4.55	15 Oct, 2029	0.03
BANCO SANTANDER SA	5.29	18 Aug, 2027	0.03
RIO TINTO FINANCE (USA) PLC	4.88	14 Mar, 2030	0.03
HSBC HOLDINGS PLC	5.13	03 Mar, 2031	0.03
UNITEDHEALTH GROUP INC	4.75	15 Jul, 2045	0.03
APPLE INC	4.38	13 May, 2045	0.03
CATERPILLAR INC	5.20	15 May, 2035	0.03
BROADCOM INC	4.60	15 Jul, 2030	0.03
INTEL CORP	4.88	10 Feb, 2028	0.03
INTESA SANPAOLO SPA	7.78	20 Jun, 2054	0.03
AMERICAN EXPRESS CO	4.92	20 Jul, 2033	0.03
MORGAN STANLEY	3.97	22 Jul, 2038	0.03
ROCHE HOLDINGS INC	2.08	13 Dec, 2031	0.03
WALMART INC	1.80	22 Sep, 2031	0.03
WELLS FARGO & CO	4.90	17 Nov, 2045	0.03

Issuer Name	Coupon (%)	Maturity Date	Weight (%)
US BANCORP	4.55	22 Jul, 2028	0.03
MERCEDES-BENZ FINANCE NORTH AMERICA LLC	8.50	18 Jan, 2031	0.03
UBS GROUP AG	2.10	11 Feb, 2032	0.03
GLOBAL PAYMENTS INC	4.50	15 Nov, 2028	0.03
GLAXOSMITHKLINE CAPITAL INC	3.88	15 May, 2028	0.03
BROADCOM INC	4.80	15 Oct, 2034	0.03
AMAZON.COM INC	4.25	22 Aug, 2057	0.03
SOUTHWEST AIRLINES CO	5.13	15 Jun, 2027	0.03
MEIJI YASUDA LIFE INSURANCE CO	5.80	11 Sep, 2054	0.03
INTERNATIONAL BUSINESS MACHINES CORP	4.15	15 May, 2039	0.03
UBS GROUP AG	4.88	15 May, 2045	0.03
RIO TINTO FINANCE (USA) PLC	5.75	14 Mar, 2055	0.03
NOVARTIS CAPITAL CORP	4.10	05 Nov, 2030	0.03
LLOYDS BANKING GROUP PLC	3.57	07 Nov, 2028	0.03
MERCK & CO INC	4.95	15 Sep, 2035	0.03
NOVARTIS CAPITAL CORP	4.40	18 Mar, 2031	0.03
HALLIBURTON CO	5.00	15 Nov, 2045	0.03
CREDIT AGRICOLE SA	4.66	12 Jan, 2032	0.03
SUMITOMO MITSUI FINANCIAL GROUP, INC	3.36	12 Jul, 2027	0.03
AMERICAN EXPRESS CO	5.28	26 Jul, 2035	0.03
BANK OF AMERICA CORP	2.48	21 Sep, 2036	0.03
ABBVIE INC	4.45	14 May, 2046	0.03
CREDIT AGRICOLE SA	5.26	12 Jan, 2037	0.03
ROYAL BANK OF CANADA	5.00	01 Feb, 2033	0.03
BECTON DICKINSON AND CO	3.70	06 Jun, 2027	0.03
UNITEDHEALTH GROUP INC	4.75	15 May, 2052	0.03
INTESA SANPAOLO SPA	7.20	28 Nov, 2033	0.03
GLOBAL PAYMENTS INC	5.55	15 Nov, 2035	0.03
CITIGROUP INC	4.75	18 May, 2046	0.03
BANCO SANTANDER SA	6.94	07 Nov, 2033	0.03
ROCHE HOLDINGS INC	5.59	13 Nov, 2033	0.03
AMGEN INC	4.85	19 Feb, 2036	0.03
AT&T INC	4.10	15 Feb, 2028	0.03
ALPHABET INC	5.75	15 Feb, 2066	0.03
PFIZER INC	3.45	15 Mar, 2029	0.03
WELLS FARGO & CO	4.75	07 Dec, 2046	0.03
MERCK & CO INC	3.40	07 Mar, 2029	0.03
GOLDMAN SACHS GROUP INC	3.21	22 Apr, 2042	0.03
BROADCOM INC	4.75	15 Apr, 2029	0.03
DEUTSCHE BANK AG (NEW YORK BRANCH)	4.95	04 Aug, 2031	0.03
WELLS FARGO & CO	4.89	15 Sep, 2036	0.03
BROADCOM INC	4.90	15 Feb, 2038	0.03
GLOBAL PAYMENTS INC	4.88	15 Nov, 2030	0.03

Issuer Name	Coupon (%)	Maturity Date	Weight (%)
MPLX LP	5.50	01 Jun, 2034	0.03
UBS GROUP AG	5.01	23 Mar, 2037	0.03
HOME DEPOT INC	2.95	15 Jun, 2029	0.03
VERIZON COMMUNICATIONS INC	3.60	24 Feb, 2060	0.03
VERIZON COMMUNICATIONS INC	2.88	20 Nov, 2050	0.03
NETSCOUT SYSTEMS INC	3.19	18 Jul, 2029	0.03
BANK OF AMERICA CORP	4.44	20 Jan, 2048	0.03
SOLVENTUM CORP	5.60	23 Mar, 2034	0.03
ORACLE CORP	5.50	03 Aug, 2035	0.03
TAKEDA US FINANCING INC	5.20	07 Jul, 2035	0.03
NESTLE HOLDINGS INC	4.00	24 Sep, 2048	0.03
US BANCORP	4.65	01 Feb, 2029	0.03
NETSCOUT SYSTEMS INC	5.43	17 Apr, 2035	0.03
BARCLAYS PLC	7.12	27 Jun, 2034	0.03
AMERICAN EXPRESS CO	3.30	03 May, 2027	0.03
UNITEDHEALTH GROUP INC	5.38	15 Apr, 2054	0.03
ORACLE CORP	6.10	26 Sep, 2065	0.03
APPLE INC	2.20	11 Sep, 2029	0.03
COMCAST CORP	4.25	15 Jan, 2033	0.03
COMCAST CORP	4.70	15 Oct, 2048	0.03
NOVARTIS CAPITAL CORP	4.40	06 May, 2044	0.03
UNITED PARCEL SERVICE INC	6.20	15 Jan, 2038	0.03
JPMORGAN CHASE & CO	4.26	22 Feb, 2048	0.03
AMERICAN EXPRESS CO	4.73	25 Apr, 2029	0.03
ABBOTT LABORATORIES	4.75	30 Nov, 2036	0.03
BNP PARIBAS SA	4.79	09 May, 2029	0.03
FREEPORT-MCMORAN INC	5.45	15 Mar, 2043	0.03
ABBVIE INC	4.55	15 Mar, 2035	0.03
SOCIETE GENERALE SA	6.69	10 Jan, 2034	0.03
DEUTSCHE BANK AG (NEW YORK BRANCH)	7.08	10 Feb, 2034	0.03
HSBC HOLDINGS PLC	6.50	15 Sep, 2037	0.03
BARCLAYS PLC	6.69	13 Sep, 2034	0.03
WELLS FARGO & CO	4.40	14 Jun, 2046	0.03
BANK OF NEW YORK MELLON CORP	5.83	25 Oct, 2033	0.03
JPMORGAN CHASE & CO	4.95	01 Jun, 2045	0.03
PNC FINANCIAL SERVICES GROUP INC	6.04	28 Oct, 2033	0.03
ENTEGRIS INC	4.75	15 Apr, 2029	0.03
NIPPON LIFE INSURANCE CO	6.50	30 Apr, 2055	0.03
ZURICH FINANCE (IRELAND) DAC	3.00	19 Apr, 2051	0.03
AMERICAN TOWER CORP	3.80	15 Aug, 2029	0.03
GILEAD SCIENCES INC	4.80	01 Apr, 2044	0.03
COLUMBIA PIPELINES OPERATING COMPANY LLC	6.04	15 Nov, 2033	0.03
MEDTRONIC INC	4.63	15 Mar, 2045	0.03

Issuer Name	Coupon (%)	Maturity Date	Weight (%)
MPLX LP	4.50	15 Apr, 2038	0.03
DEUTSCHE BANK AG (NEW YORK BRANCH)	6.82	20 Nov, 2029	0.03
CHUBB INA HOLDINGS LLC	5.00	15 Mar, 2034	0.03
US BANCORP	5.85	21 Oct, 2033	0.03
BARCLAYS PLC	7.38	02 Nov, 2028	0.03
AT&T INC	6.00	30 Apr, 2056	0.03
BRISTOL-MYERS SQUIBB CO	2.95	15 Mar, 2032	0.03
APPLE INC	3.85	04 Aug, 2046	0.03
ONEOK INC	5.05	01 Nov, 2034	0.03
COCA-COLA CO	5.40	13 May, 2064	0.03
AT&T INC	4.75	15 May, 2046	0.03
WELLS FARGO & CO	3.90	01 May, 2045	0.03
ELEVANCE HEALTH INC	3.65	01 Dec, 2027	0.03
CANADIAN IMPERIAL BANK OF COMMERCE	4.28	29 Jan, 2030	0.03
ORACLE CORP	4.70	27 Sep, 2034	0.03
ORACLE CORP	3.65	25 Mar, 2041	0.03
TIME WARNER CABLE LLC	7.30	01 Jul, 2038	0.03
mitsubishi UFJ FINANCIAL GROUP INC	2.31	20 Jul, 2032	0.03
APPLE INC	1.65	11 May, 2030	0.03
COSTCO WHOLESALE CORP	1.60	20 Apr, 2030	0.03
HCA INC	4.63	15 Mar, 2052	0.03
JOHNSON & JOHNSON	3.70	01 Mar, 2046	0.03
AMERICAN EXPRESS CO	5.67	25 Apr, 2036	0.03
BPCE SA	6.29	14 Jan, 2036	0.03
ABBVIE INC	4.88	14 Nov, 2048	0.03
GENERAL MOTORS FINANCIAL COMPANY INC	6.10	07 Jan, 2034	0.03
STANDARD CHARTERED PLC	6.10	11 Jan, 2035	0.03
HSBC HOLDINGS PLC	2.87	22 Nov, 2032	0.03
CAPITAL ONE FINANCIAL CORP	4.93	10 May, 2028	0.03
MCDONALD'S CORP	4.88	09 Dec, 2045	0.03
CHARTER COMMUNICATIONS OPERATING LLC	6.55	01 Jun, 2034	0.03
ONEOK INC	6.05	01 Sep, 2033	0.03
FRONTIER COMMUNICATIONS HOLDINGS LLC	5.00	01 May, 2028	0.02
CHARTER COMMUNICATIONS OPERATING LLC	6.10	01 Jun, 2029	0.02
CREDIT AGRICOLE SA	6.25	10 Jan, 2035	0.02
STANDARD CHARTERED PLC	5.91	14 May, 2035	0.02
UNITEDHEALTH GROUP INC	5.20	15 Apr, 2063	0.02
SIEMENS FINANCIERINGSMAATSCHAPPIJ NV	2.15	11 Mar, 2031	0.02
ROYAL BANK OF CANADA	4.96	24 Jan, 2029	0.02
ROGERS COMMUNICATIONS INC	4.55	15 Mar, 2052	0.02
LLOYDS BANKING GROUP PLC	5.72	05 Jun, 2030	0.02
GOLDMAN SACHS GROUP INC	4.80	08 Jul, 2044	0.02
AERCAP IRELAND CAPITAL DAC	6.45	15 Apr, 2027	0.02

Issuer Name	Coupon (%)	Maturity Date	Weight (%)
DEUTSCHE BANK AG (NEW YORK BRANCH)	6.72	18 Jan, 2029	0.02
MITSUBISHI UFJ FINANCIAL GROUP INC	5.62	24 Apr, 2036	0.02
ORACLE CORP	4.30	08 Jul, 2034	0.02
MICROSOFT CORP	3.45	08 Aug, 2036	0.02
AMERICAN EXPRESS CO	5.85	05 Nov, 2027	0.02
WELLS FARGO BANK NA	6.60	15 Jan, 2038	0.02
CITIGROUP INC	2.52	03 Nov, 2032	0.02
BROADCOM INC	5.15	15 Nov, 2031	0.02
GENERAL MOTORS FINANCIAL COMPANY INC	5.80	07 Jan, 2029	0.02
STANDARD CHARTERED PLC	6.30	09 Jan, 2029	0.02
PNC FINANCIAL SERVICES GROUP INC	5.68	22 Jan, 2035	0.02
NATWEST GROUP PLC	5.78	01 Mar, 2035	0.02
BANCO SANTANDER SA	5.44	15 Jul, 2031	0.02
SIEMENS FUNDING BV	5.20	28 May, 2035	0.02
COMCAST CORP	3.40	01 Apr, 2030	0.02
DUPONT DE NEMOURS INC	4.72	15 Nov, 2028	0.02
GOLDMAN SACHS GROUP INC	4.75	21 Oct, 2045	0.02
UBS GROUP AG	6.25	22 Sep, 2029	0.02
MORGAN STANLEY	5.94	07 Feb, 2039	0.02
BANK OF AMERICA CORP	5.88	07 Feb, 2042	0.02
MORGAN STANLEY	5.65	13 Apr, 2028	0.02
MERCK & CO INC	3.70	10 Feb, 2045	0.02
AMERICAN EXPRESS CO	5.02	25 Apr, 2031	0.02
JOHNSON & JOHNSON	1.30	01 Sep, 2030	0.02
UNITED RENTALS (NORTH AMERICA) INC	6.00	15 Dec, 2029	0.02
SYNOPSIS INC	5.00	01 Apr, 2032	0.02
APPLE INC	2.65	11 May, 2050	0.02
UBS AG (LONDON BRANCH)	5.65	11 Sep, 2028	0.02
PAYCHEX INC	5.10	15 Apr, 2030	0.02
HCA INC	5.75	01 Mar, 2035	0.02
PAYCHEX INC	5.35	15 Apr, 2032	0.02
TRUIST FINANCIAL CORP	5.43	24 Jan, 2030	0.02
US BANCORP	5.38	23 Jan, 2030	0.02
TIME WARNER CABLE LLC	6.55	01 May, 2037	0.02
WALMART INC	4.90	28 Apr, 2035	0.02
BNP PARIBAS SA	5.33	12 Jun, 2029	0.02
HEWLETT PACKARD ENTERPRISE CO	6.35	15 Oct, 2045	0.02
BNP PARIBAS SA	5.74	20 Feb, 2035	0.02
DEUTSCHE BANK AG (NEW YORK BRANCH)	5.30	09 May, 2031	0.02
BANCO SANTANDER SA	5.59	08 Aug, 2028	0.02
STANDARD CHARTERED PLC	5.00	15 Oct, 2030	0.02
SIEMENS FINANCIERINGSMAATSCHAPPIJ NV	4.40	27 May, 2045	0.02
HSBC HOLDINGS PLC	5.55	04 Mar, 2030	0.02

Issuer Name	Coupon (%)	Maturity Date	Weight (%)
MORGAN STANLEY	3.22	22 Apr, 2042	0.02
AMAZON.COM INC	4.65	01 Dec, 2029	0.02
AMERICAN EXPRESS CO	5.28	27 Jul, 2029	0.02
JOHN DEERE CAPITAL CORP	4.95	14 Jul, 2028	0.02
HSBC HOLDINGS PLC	5.13	19 Nov, 2028	0.02
PHILLIPS 66	5.88	01 May, 2042	0.02
VALERO ENERGY CORP	6.63	15 Jun, 2037	0.02
CHARTER COMMUNICATIONS OPERATING LLC	3.90	01 Jun, 2052	0.02
MARRIOTT INTERNATIONAL INC	5.50	15 Apr, 2037	0.02
PNC FINANCIAL SERVICES GROUP INC	5.40	23 Jul, 2035	0.02
HCA INC	5.63	01 Sep, 2028	0.02
FISERV INC	4.40	01 Jul, 2049	0.02
JPMORGAN CHASE & CO	3.16	22 Apr, 2042	0.02
GENERAL MOTORS CO	6.25	02 Oct, 2043	0.02
UNITEDHEALTH GROUP INC	4.95	15 Jan, 2032	0.02
BARCLAYS PLC	4.48	11 Nov, 2029	0.02
ING GROEP NV	5.33	19 Mar, 2030	0.02
BANCO SANTANDER SA	5.37	15 Jul, 2028	0.02
CITIBANK NA	4.84	06 Aug, 2029	0.02
JPMORGAN CHASE & CO	4.25	01 Oct, 2027	0.02
APPLE INC	3.45	09 Feb, 2045	0.02
WELLS FARGO & CO	4.65	04 Nov, 2044	0.02
ING GROEP NV	5.55	19 Mar, 2035	0.02
WALT DISNEY CO	4.70	23 Mar, 2050	0.02
BROADCOM INC	2.60	15 Feb, 2033	0.02
ENTERPRISE PRODUCTS OPERATING LLC	5.20	15 Jan, 2036	0.02
PNC FINANCIAL SERVICES GROUP INC	4.81	21 Oct, 2032	0.02
BARCLAYS PLC	5.09	20 Jun, 2030	0.02
CITIGROUP INC	4.66	24 May, 2028	0.02
ASTRAZENECA FINANCE LLC	5.00	26 Feb, 2034	0.02
CHENIERE ENERGY INC	4.63	15 Oct, 2028	0.02
MITSUBISHI UFJ FINANCIAL GROUP INC	5.13	20 Jul, 2033	0.02
CHENIERE ENERGY PARTNERS LP	4.50	01 Oct, 2029	0.02
MORGAN STANLEY BANK NA	4.97	14 Jul, 2028	0.02
ROCHE HOLDINGS INC	5.22	08 Mar, 2054	0.02
UNICREDIT SPA	5.46	30 Jun, 2035	0.02
TRUIST FINANCIAL CORP	4.87	26 Jan, 2029	0.02
APPLE INC	4.00	10 May, 2028	0.02
PNC FINANCIAL SERVICES GROUP INC	5.37	21 Jul, 2036	0.02
GOLDMAN SACHS GROUP INC	3.44	24 Feb, 2043	0.02
APPLE INC	4.00	12 May, 2028	0.02
CIGNA GROUP	5.25	15 Jan, 2036	0.02
GILEAD SCIENCES INC	4.50	01 Feb, 2045	0.02

Issuer Name	Coupon (%)	Maturity Date	Weight (%)
CHENIERE ENERGY INC	5.65	15 Apr, 2034	0.02
NTT FINANCE CORP	4.62	16 Jul, 2028	0.02
PHILLIPS 66	4.88	15 Nov, 2044	0.02
BPCE SA	7.00	19 Oct, 2034	0.02
TIME WARNER CABLE LLC	6.75	15 Jun, 2039	0.02
PNC FINANCIAL SERVICES GROUP INC	5.07	24 Jan, 2034	0.02
COMCAST CORP	1.50	15 Feb, 2031	0.02
UNITEDHEALTH GROUP INC	6.05	15 Feb, 2063	0.02
TORONTO-DOMINION BANK	4.11	08 Jun, 2027	0.02
ORACLE CORP	4.00	15 Nov, 2047	0.02
MERCK & CO INC	4.50	17 May, 2033	0.02
TRUIST FINANCIAL CORP	5.12	26 Jan, 2034	0.02
HSBC HOLDINGS PLC	4.90	03 Mar, 2029	0.02
BARCLAYS PLC	4.94	10 Sep, 2030	0.02
HSBC HOLDINGS PLC	5.74	10 Sep, 2036	0.02
TRUIST BANK	4.42	24 Jul, 2028	0.02
TORONTO-DOMINION BANK	4.69	15 Sep, 2027	0.02
ORACLE CORP	4.80	03 Aug, 2028	0.02
AMERICAN EXPRESS CO	4.35	20 Jul, 2029	0.02
COMCAST CORP	4.25	15 Oct, 2030	0.02
JPMORGAN CHASE & CO	3.11	22 Apr, 2051	0.02
SALESFORCE INC	3.70	11 Apr, 2028	0.02
NVIDIA CORP	3.50	01 Apr, 2050	0.02
ELI LILLY AND CO	4.70	09 Feb, 2034	0.02
WALMART INC	4.10	15 Apr, 2033	0.02
UBS GROUP AG	4.99	05 Aug, 2033	0.02
LLOYDS BANKING GROUP PLC	4.42	04 Nov, 2031	0.02
SALESFORCE INC	6.40	15 Mar, 2046	0.02
LOWE'S COMPANIES INC	3.10	03 May, 2027	0.02
MARSH & MCLENNAN COMPANIES INC	4.38	15 Mar, 2029	0.02
SHERWIN-WILLIAMS CO	3.45	01 Jun, 2027	0.02
BROADCOM INC	4.35	15 Feb, 2030	0.02
NISOURCE INC	5.85	01 Apr, 2055	0.02
MPLX LP	5.40	15 Sep, 2035	0.02
COMCAST CORP	2.65	01 Feb, 2030	0.02
UNITEDHEALTH GROUP INC	4.50	15 Apr, 2033	0.02
ING GROEP NV	5.42	23 Mar, 2037	0.02
LLOYDS BANKING GROUP PLC	4.38	22 Mar, 2028	0.02
COOPERATIEVE RABOBANK UA	5.25	24 May, 2041	0.02
PEPSICO INC	3.00	15 Oct, 2027	0.02
BNP PARIBAS SA	3.50	16 Nov, 2027	0.02
BANQUE FEDERATIVE DU CREDIT MUTUEL SA	4.54	15 Jan, 2031	0.02
LOWE'S COMPANIES INC	3.65	05 Apr, 2029	0.02

Issuer Name	Coupon (%)	Maturity Date	Weight (%)
INTERCONTINENTAL EXCHANGE INC	4.00	15 Sep, 2027	0.02
UBER TECHNOLOGIES INC	4.50	15 Aug, 2029	0.02
ORANGE SA	4.75	13 Jan, 2033	0.02
TRANSCANADA PIPELINES LTD	7.63	15 Jan, 2039	0.02
APPLE INC	3.00	13 Nov, 2027	0.02
ING GROEP NV	4.80	23 Mar, 2032	0.02
AMAZON.COM INC	2.88	12 May, 2041	0.02
ARTHUR J. GALLAGHER & CO.	5.15	15 Feb, 2035	0.02
CAPITAL ONE FINANCIAL CORP	4.72	30 Jan, 2032	0.02
ABBVIE INC	3.77	03 Mar, 2028	0.02
EATON CORP	3.85	06 Mar, 2028	0.02
AMAZON.COM INC	3.45	13 Apr, 2029	0.02
AT&T INC	4.40	30 Apr, 2031	0.02
MERCK & CO INC	4.75	04 Dec, 2035	0.02
HCA INC	6.00	01 Apr, 2054	0.02
INTESA SANPAOLO SPA	8.25	21 Nov, 2033	0.02
CHENIERE ENERGY PARTNERS LP	5.95	30 Jun, 2033	0.02
LSEG US FIN CORP	4.25	23 Mar, 2029	0.02
VERIZON COMMUNICATIONS INC	5.75	30 Nov, 2045	0.02
COMCAST CORP	3.97	01 Nov, 2047	0.02
EATON CORP	3.95	06 Mar, 2029	0.02
AMERICAN EXPRESS CO	5.08	30 Jan, 2031	0.02
UNITEDHEALTH GROUP INC	4.20	15 May, 2032	0.02
MITSUBISHI UFJ FINANCIAL GROUP INC	5.06	14 Jan, 2037	0.02
WELLS FARGO & CO	4.08	15 Sep, 2029	0.02
CAPITAL ONE FINANCIAL CORP	5.40	30 Jan, 2037	0.02
INTERCONTINENTAL EXCHANGE INC	4.60	15 Mar, 2033	0.02
PNC FINANCIAL SERVICES GROUP INC	3.45	23 Apr, 2029	0.02
ORACLE CORP	6.00	03 Aug, 2055	0.02
PNC FINANCIAL SERVICES GROUP INC	5.42	25 Jan, 2041	0.02
BNP PARIBAS SA	4.92	15 Jan, 2034	0.02
ALPHABET INC	5.50	15 Feb, 2046	0.02
WALMART INC	3.70	26 Jun, 2028	0.02
BPCE SA	5.42	13 Jan, 2037	0.02
EATON CORP	4.20	06 Mar, 2031	0.02
VISA INC	1.90	15 Apr, 2027	0.02
WALT DISNEY CO	4.00	14 Mar, 2031	0.02
HSBC HOLDINGS PLC	5.73	17 May, 2032	0.02
UBS GROUP AG	5.20	10 Aug, 2037	0.02
COMCAST CORP	4.00	01 Nov, 2049	0.02
JOHNSON & JOHNSON	2.90	15 Jan, 2028	0.02
ACCENTURE CAPITAL INC	4.50	04 Oct, 2034	0.02
MITSUBISHI UFJ FINANCIAL GROUP INC	3.74	07 Mar, 2029	0.02

Issuer Name	Coupon (%)	Maturity Date	Weight (%)
MORGAN STANLEY	5.31	18 Jan, 2041	0.02
GENERAL ELECTRIC CO	6.75	15 Mar, 2032	0.02
AMERICAN EXPRESS CO	5.53	25 Apr, 2030	0.02
UBER TECHNOLOGIES INC	4.80	15 Sep, 2034	0.02
JPMORGAN CHASE & CO	2.18	01 Jun, 2028	0.02
INTEL CORP	4.90	05 Aug, 2052	0.02
CREDIT AGRICOLE SA	4.82	25 Sep, 2033	0.02
UNITEDHEALTH GROUP INC	5.50	15 Jul, 2044	0.02
MERCK & CO INC	5.55	04 Dec, 2055	0.02
ABBVIE INC	4.75	15 Mar, 2036	0.02
AMAZON.COM INC	2.50	03 Jun, 2050	0.02
AMAZON.COM INC	4.35	20 Mar, 2033	0.02
MERCK & CO INC	1.70	10 Jun, 2027	0.02
BARCLAYS PLC	5.21	24 Feb, 2037	0.02
COCA-COLA CO	1.45	01 Jun, 2027	0.02
ERAC USA FINANCE LLC	7.00	15 Oct, 2037	0.02
BPCE SA	5.94	30 May, 2035	0.02
LOWE'S COMPANIES INC	5.63	15 Apr, 2053	0.02
ORACLE CORP	4.20	27 Sep, 2029	0.02
CAPITAL ONE FINANCIAL CORP	5.20	11 Sep, 2036	0.02
INTEL CORP	3.90	25 Mar, 2030	0.02
MIZUHO FINANCIAL GROUP INC	5.78	06 Jul, 2029	0.02
WALT DISNEY CO	3.50	13 May, 2040	0.02
VISA INC	4.15	14 Dec, 2035	0.02
CHARTER COMMUNICATIONS OPERATING LLC	2.80	01 Apr, 2031	0.02
LOWE'S COMPANIES INC	3.75	01 Apr, 2032	0.02
MASTERCARD INC	3.35	26 Mar, 2030	0.02
CHARLES SCHWAB CORP	6.14	24 Aug, 2034	0.02
CHENIERE ENERGY PARTNERS LP	4.00	01 Mar, 2031	0.02
BRISTOL-MYERS SQUIBB CO	3.70	15 Mar, 2052	0.02
PAYPAL HOLDINGS INC	2.85	01 Oct, 2029	0.02
NVIDIA CORP	2.85	01 Apr, 2030	0.02
JOHNSON & JOHNSON	0.95	01 Sep, 2027	0.02
FOX CORP	5.58	25 Jan, 2049	0.02
NIPPON LIFE INSURANCE CO	2.75	21 Jan, 2051	0.02
COMCAST CORP	5.35	15 May, 2053	0.02
PROCTER & GAMBLE CO	3.00	25 Mar, 2030	0.02
AT&T INC	5.70	01 Nov, 2054	0.02
ORACLE CORP	4.90	06 Feb, 2033	0.02
APPLE INC	3.35	08 Aug, 2032	0.02
UBS GROUP AG	3.13	13 Aug, 2030	0.02
COCA-COLA CO	5.20	14 Jan, 2055	0.02
NTT FINANCE CORP	1.59	03 Apr, 2028	0.02

Issuer Name	Coupon (%)	Maturity Date	Weight (%)
CATERPILLAR INC	3.80	15 Aug, 2042	0.02
KRAFT HEINZ FOODS CO	5.20	15 Jul, 2045	0.02
UBS GROUP AG	5.38	06 Sep, 2045	0.02
CIGNA GROUP	5.60	15 Feb, 2054	0.02
HOME DEPOT INC	2.70	15 Apr, 2030	0.02
ALPHABET INC	5.25	15 May, 2055	0.02
ABBVIE INC	5.50	15 Mar, 2064	0.02
TELEFONICA EUROPE BV	8.25	15 Sep, 2030	0.02
NOMURA HOLDINGS INC	3.10	16 Jan, 2030	0.02
HOME DEPOT INC	5.30	25 Jun, 2054	0.02
ROYAL BANK OF CANADA	6.00	01 Nov, 2027	0.02
AMAZON.COM INC	4.95	05 Dec, 2044	0.02
GENERAL MILLS INC	4.20	17 Apr, 2028	0.02
PEPSICO INC	2.75	19 Mar, 2030	0.02
GILEAD SCIENCES INC	4.15	01 Mar, 2047	0.02
TRANSCANADA PIPELINES LTD	4.25	15 May, 2028	0.02
BNP PARIBAS SA	2.16	15 Sep, 2029	0.02
DEUTSCHE BANK AG (NEW YORK BRANCH)	3.55	18 Sep, 2031	0.02
NIKE INC	2.85	27 Mar, 2030	0.02
INTEL CORP	3.73	08 Dec, 2047	0.02
SUMITOMO MITSUI FINANCIAL GROUP, INC	5.71	13 Jan, 2030	0.02
CANADIAN IMPERIAL BANK OF COMMERCE	4.86	30 Mar, 2029	0.02
WALT DISNEY CO	6.65	15 Nov, 2037	0.02
ORACLE CORP	3.80	15 Nov, 2037	0.02
BARCLAYS PLC	5.25	17 Aug, 2045	0.02
BLACKROCK INC	5.25	14 Mar, 2054	0.02
GENERAL MOTORS FINANCIAL COMPANY INC	5.80	23 Jun, 2028	0.02
SUMITOMO MITSUI FINANCIAL GROUP, INC	5.56	09 Jul, 2034	0.02
ARTHUR J. GALLAGHER & CO.	5.55	15 Feb, 2055	0.02
ONEOK INC	5.70	01 Nov, 2054	0.02
TEXAS INSTRUMENTS INC	5.05	18 May, 2063	0.02
HSBC HOLDINGS PLC	2.85	04 Jun, 2031	0.02
ORACLE CORP	4.13	15 May, 2045	0.02
MARSH & MCLENNAN COMPANIES INC	5.40	15 Mar, 2055	0.02
HCA INC	5.50	15 Jun, 2047	0.02
KROGER CO	5.65	15 Sep, 2064	0.02
MICROSOFT CORP	3.50	12 Feb, 2035	0.02
ALPHABET INC	5.30	15 May, 2065	0.02
HEWLETT PACKARD ENTERPRISE CO	5.60	15 Oct, 2054	0.02
GOLDMAN SACHS GROUP INC	6.56	24 Oct, 2034	0.02
WALMART INC	5.25	01 Sep, 2035	0.02
WALMART INC	4.05	29 Jun, 2048	0.02
CHARLES SCHWAB CORP	5.85	19 May, 2034	0.02

Issuer Name	Coupon (%)	Maturity Date	Weight (%)
VISA INC	2.05	15 Apr, 2030	0.02
CAPITAL ONE FINANCIAL CORP	3.80	31 Jan, 2028	0.02
ENBRIDGE INC	6.70	15 Nov, 2053	0.02
AT&T INC	4.50	09 Mar, 2048	0.02
LOWE'S COMPANIES INC	2.63	01 Apr, 2031	0.02
MPLX LP	2.65	15 Aug, 2030	0.02
CHARLES SCHWAB CORP	6.20	17 Nov, 2029	0.02
INTESA SANPAOLO SPA	6.63	20 Jun, 2033	0.02
OTIS WORLDWIDE CORP	2.56	15 Feb, 2030	0.02
CANADIAN IMPERIAL BANK OF COMMERCE	5.24	28 Jun, 2027	0.02
TORONTO-DOMINION BANK	3.20	10 Mar, 2032	0.02
BIOGEN INC	2.25	01 May, 2030	0.02
NIPPON LIFE INSURANCE CO	5.95	16 Apr, 2054	0.02
FOX CORP	6.50	13 Oct, 2033	0.02
GENERAL MOTORS CO	6.60	01 Apr, 2036	0.02
MICROSOFT CORP	3.70	08 Aug, 2046	0.02
NOVARTIS CAPITAL CORP	2.20	14 Aug, 2030	0.02
BRISTOL-MYERS SQUIBB CO	3.40	26 Jul, 2029	0.02
GOLDMAN SACHS GROUP INC	4.41	23 Apr, 2039	0.02
MPLX LP	5.50	15 Feb, 2049	0.02
MERCK & CO INC	5.00	17 May, 2053	0.02
ELI LILLY AND CO	5.00	09 Feb, 2054	0.02
HCA INC	5.60	01 Apr, 2034	0.02
APPLE INC	3.95	08 Aug, 2052	0.02
UNICREDIT SPA	7.30	02 Apr, 2034	0.02
ENTERPRISE PRODUCTS OPERATING LLC	4.60	15 Jan, 2031	0.02
S&P GLOBAL INC	2.90	01 Mar, 2032	0.02
STATE STREET CORP	4.54	28 Feb, 2028	0.02
QUALCOMM INC	4.80	20 May, 2045	0.02
INTERCONTINENTAL EXCHANGE INC	4.95	15 Jun, 2052	0.02
VODAFONE GROUP PLC	6.15	27 Feb, 2037	0.02
KRAFT HEINZ FOODS CO	3.88	15 May, 2027	0.02
COCA-COLA CO	1.65	01 Jun, 2030	0.02
JPMORGAN CHASE & CO	3.90	23 Jan, 2049	0.02
SUMITOMO MITSUI FINANCIAL GROUP, INC	2.13	08 Jul, 2030	0.02
HSBC HOLDINGS PLC	2.36	18 Aug, 2031	0.02
HSBC HOLDINGS PLC	6.50	02 May, 2036	0.02
UNITEDHEALTH GROUP INC	2.30	15 May, 2031	0.02
HOME DEPOT INC	4.25	01 Apr, 2046	0.02
NATIONAL AUSTRALIA BANK LTD	2.33	21 Aug, 2030	0.02
ENTERPRISE PRODUCTS OPERATING LLC	5.55	16 Feb, 2055	0.02
ELI LILLY AND CO	5.10	09 Feb, 2064	0.02
KENVUE INC	5.05	22 Mar, 2053	0.02

Issuer Name	Coupon (%)	Maturity Date	Weight (%)
BANK OF AMERICA NA	6.00	15 Oct, 2036	0.02
AERCAP IRELAND CAPITAL DAC	3.40	29 Oct, 2033	0.02
CIGNA GROUP	2.38	15 Mar, 2031	0.02
NATIONAL AUSTRALIA BANK LTD	6.43	12 Jan, 2033	0.02
ROYAL BANK OF CANADA	2.30	03 Nov, 2031	0.02
BARCLAYS PLC	4.95	10 Jan, 2047	0.02
ORACLE CORP	5.38	27 Sep, 2054	0.02
MICRON TECHNOLOGY INC	6.05	01 Nov, 2035	0.02
BNP PARIBAS SA	2.59	12 Aug, 2035	0.02
KRAFT HEINZ FOODS CO	5.00	04 Jun, 2042	0.02
UNITEDHEALTH GROUP INC	3.25	15 May, 2051	0.02
VIATRIS INC	4.00	22 Jun, 2050	0.02
AMERICAN EXPRESS CO	4.01	09 Feb, 2029	0.02
BANK OF NOVA SCOTIA	4.25	02 Feb, 2030	0.02
BANCO SANTANDER SA	6.61	07 Nov, 2028	0.02
BPCE SA	6.71	19 Oct, 2029	0.02
JOHNSON & JOHNSON	3.63	03 Mar, 2037	0.02
SABINE PASS LIQUEFACTION LLC	4.20	15 Mar, 2028	0.02
MARATHON PETROLEUM CORP	6.50	01 Mar, 2041	0.02
COLUMBIA PIPELINES OPERATING COMPANY LLC	6.54	15 Nov, 2053	0.02
REGAL REXNORD CORP	6.40	15 Apr, 2033	0.02
BAKER HUGHES HOLDINGS LLC	3.34	15 Dec, 2027	0.02
COMCAST CORP	5.30	01 Jun, 2034	0.02
SANTANDER UK GROUP HOLDINGS PLC	4.32	22 Sep, 2029	0.02
ALPHABET INC	2.05	15 Aug, 2050	0.02
UBS GROUP AG	2.75	11 Feb, 2033	0.02
BANK OF AMERICA CORP	4.08	23 Apr, 2040	0.02
COMCAST CORP	1.95	15 Jan, 2031	0.02
ROCHE HOLDINGS INC	5.49	13 Nov, 2030	0.02
GENERAL MOTORS FINANCIAL COMPANY INC	5.95	04 Apr, 2034	0.02
WALMART INC	4.50	15 Apr, 2053	0.02
VIATRIS INC	2.70	22 Jun, 2030	0.02
ING GROEP NV	6.11	11 Sep, 2034	0.02
CONAGRA BRANDS INC	4.85	01 Nov, 2028	0.02
VMWARE LLC	2.20	15 Aug, 2031	0.02
US BANCORP	5.05	12 Feb, 2031	0.02
ROYAL BANK OF CANADA	4.97	02 Aug, 2030	0.02
EVERSOURCE ENERGY	5.45	01 Mar, 2028	0.02
BANCO SANTANDER SA	6.35	14 Mar, 2034	0.02
FISERV INC	5.63	21 Aug, 2033	0.02
COMCAST CORP	3.75	01 Apr, 2040	0.02
SCENTRE GROUP TRUST 2	5.13	24 Sep, 2080	0.02
TAKEDA PHARMACEUTICAL CO LTD	3.17	09 Jul, 2050	0.02

Issuer Name	Coupon (%)	Maturity Date	Weight (%)
SANTANDER UK GROUP HOLDINGS PLC	5.69	15 Apr, 2031	0.02
ORACLE CORP	6.15	09 Nov, 2029	0.02
WESTPAC BANKING CORP	5.54	17 Nov, 2028	0.02
KLA CORP	4.95	15 Jul, 2052	0.02
SOCIETE GENERALE SA	6.22	15 Jun, 2033	0.02
INTEL CORP	3.25	15 Nov, 2049	0.02
DEERE & CO	5.45	16 Jan, 2035	0.02
BAXTER INTERNATIONAL INC	2.54	01 Feb, 2032	0.02
IQVIA INC	6.25	01 Feb, 2029	0.02
SOCIETE GENERALE SA	6.07	19 Jan, 2035	0.02
GENERAL MOTORS CO	5.60	15 Oct, 2032	0.02
SALESFORCE INC	1.95	15 Jul, 2031	0.02
ROCHE HOLDINGS INC	5.34	13 Nov, 2028	0.02
UNION PACIFIC CORP	3.84	20 Mar, 2060	0.02
FIFTH THIRD BANCORP	6.34	27 Jul, 2029	0.02
SOCIETE GENERALE SA	7.13	19 Jan, 2055	0.02
SANTANDER UK GROUP HOLDINGS PLC	6.53	10 Jan, 2029	0.02
BROADCOM INC	3.75	15 Feb, 2051	0.02
MUENCHENER RUECKVERSICHERUNGS-GESELLSCHAFT IN MUENCHEN AG	5.88	23 May, 2042	0.02
HONDA MOTOR CO LTD	4.69	08 Jul, 2030	0.02
BARCLAYS PLC	6.49	13 Sep, 2029	0.02
JPMORGAN CHASE & CO	5.50	15 Oct, 2040	0.02
METLIFE INC	6.40	15 Dec, 2066	0.02
NATIONAL AUSTRALIA BANK LTD	5.90	14 Jan, 2036	0.02
LOWE'S COMPANIES INC	4.50	15 Oct, 2032	0.02
BPCE SA	5.88	14 Jan, 2031	0.02
US BANCORP	4.97	22 Jul, 2033	0.02
US BANCORP	3.15	27 Apr, 2027	0.02
SERVICENOW INC	1.40	01 Sep, 2030	0.02
ROCHE HOLDINGS INC	7.00	01 Mar, 2039	0.02
UNITED PARCEL SERVICE INC	5.25	14 May, 2035	0.02
SOCIETE GENERALE SA	6.45	10 Jan, 2029	0.02
HUNTINGTON BANCSHARES INC	6.21	21 Aug, 2029	0.02
LLOYDS BANKING GROUP PLC	6.07	13 Jun, 2036	0.02
HCA INC	5.50	01 Jun, 2033	0.02
CITIZENS FINANCIAL GROUP INC	5.72	23 Jul, 2032	0.02
SEMPRA	6.40	01 Oct, 2054	0.02
CITIZENS FINANCIAL GROUP INC	5.84	23 Jan, 2030	0.02
CHUBB INA HOLDINGS LLC	4.35	03 Nov, 2045	0.02
AERCAP IRELAND CAPITAL DAC	4.63	10 Sep, 2029	0.02
WESTPAC BANKING CORP	5.46	18 Nov, 2027	0.02
GE HEALTHCARE TECHNOLOGIES INC	5.86	15 Mar, 2030	0.02
CAIXABANK SA	6.21	18 Jan, 2029	0.02

Issuer Name	Coupon (%)	Maturity Date	Weight (%)
AUSTRALIA AND NEW ZEALAND BANKING GROUP LTD	5.82	18 Jun, 2036	0.02
AMGEN INC	3.15	21 Feb, 2040	0.02
ELEVANCE HEALTH INC	5.70	15 Feb, 2055	0.02
HUMANA INC	5.38	15 Apr, 2031	0.02
CAPITAL ONE FINANCIAL CORP	5.82	01 Feb, 2034	0.02
CITIGROUP INC	5.59	19 Nov, 2034	0.02
MIZUHO FINANCIAL GROUP INC	4.02	05 Mar, 2028	0.02
GENERAL MOTORS FINANCIAL COMPANY INC	5.55	15 Jul, 2029	0.02
UNITED PARCEL SERVICE INC	5.95	14 May, 2055	0.02
MITSUBISHI UFJ FINANCIAL GROUP INC	3.96	02 Mar, 2028	0.02
CIGNA GROUP	2.40	15 Mar, 2030	0.02
TORONTO-DOMINION BANK	5.52	17 Jul, 2028	0.02
CHARTER COMMUNICATIONS OPERATING LLC	3.70	01 Apr, 2051	0.02
CRH AMERICA FINANCE INC	5.50	09 Jan, 2035	0.02
THERMO FISHER SCIENTIFIC INC	4.90	12 Feb, 2036	0.02
UNITEDHEALTH GROUP INC	5.30	15 Feb, 2030	0.02
US BANCORP	5.08	15 May, 2031	0.02
HUNTINGTON BANCSHARES INC	5.71	02 Feb, 2035	0.02
SIEMENS FUNDING BV	5.80	28 May, 2055	0.02
ROYAL BANK OF CANADA	5.15	01 Feb, 2034	0.02
DANSKE BANK A/S	5.71	01 Mar, 2030	0.02
HSBC HOLDINGS PLC	5.72	04 Mar, 2035	0.02
BRISTOL-MYERS SQUIBB CO	5.10	22 Feb, 2031	0.02
JOHNSON & JOHNSON	4.85	01 Mar, 2032	0.02
ORACLE CORP	6.50	15 Apr, 2038	0.02
NATWEST GROUP PLC	5.81	13 Sep, 2029	0.02
JOHNSON & JOHNSON	5.00	01 Mar, 2035	0.02
AMERICAN EXPRESS CO	5.44	30 Jan, 2036	0.02
TRUIST FINANCIAL CORP	5.07	20 May, 2031	0.02
MITSUBISHI UFJ FINANCIAL GROUP INC	5.44	22 Feb, 2034	0.02
GENERAL MOTORS FINANCIAL COMPANY INC	5.00	09 Apr, 2027	0.02
CRH SMW FINANCE DAC	5.13	09 Jan, 2030	0.02
NATWEST GROUP PLC	5.12	23 May, 2031	0.02
LOWE'S COMPANIES INC	5.00	15 Apr, 2033	0.02
BNP PARIBAS SA	5.08	09 May, 2031	0.02
KBC GROEP NV	4.93	16 Oct, 2030	0.02
LLOYDS BANKING GROUP PLC	5.87	06 Mar, 2029	0.02
BANK OF NEW YORK MELLON	4.73	20 Apr, 2029	0.02
UNILEVER CAPITAL CORP	3.50	22 Mar, 2028	0.02
HOME DEPOT INC	4.75	25 Jun, 2029	0.02
ELI LILLY AND CO	4.90	15 Oct, 2035	0.02
SYSCO CORP	6.60	01 Apr, 2050	0.02
PNC FINANCIAL SERVICES GROUP INC	4.90	13 May, 2031	0.02

Issuer Name	Coupon (%)	Maturity Date	Weight (%)
US BANCORP	5.10	23 Jul, 2030	0.02
LLOYDS BANKING GROUP PLC	5.09	26 Nov, 2028	0.02
ROYAL BANK OF CANADA	6.75	24 Aug, 2085	0.02
BANCO SANTANDER SA	5.54	14 Mar, 2030	0.02
ELI LILLY AND CO	5.10	12 Feb, 2035	0.02
ING GROEP NV	4.55	02 Oct, 2028	0.02
BANK OF AMERICA CORP	2.97	21 Jul, 2052	0.02
BLACKROCK FINANCE INC	4.75	25 May, 2033	0.02
TORONTO-DOMINION BANK	5.16	10 Jan, 2028	0.02
AMERICAN EXPRESS CO	5.04	01 May, 2034	0.02
TOYOTA MOTOR CREDIT CORP	4.35	08 Oct, 2027	0.02
UNITEDHEALTH GROUP INC	5.00	15 Apr, 2034	0.02
ONEOK INC	6.25	15 Oct, 2055	0.02
HOME DEPOT INC	4.50	06 Dec, 2048	0.02
DEUTSCHE BANK AG (NEW YORK BRANCH)	5.37	10 Jan, 2029	0.02
INTEL CORP	5.13	10 Feb, 2030	0.02
ELI LILLY AND CO	4.75	12 Feb, 2030	0.02
LOWE'S COMPANIES INC	4.50	15 Apr, 2030	0.02
CREDIT AGRICOLE SA	5.23	09 Jan, 2029	0.02
AMAZON.COM INC	4.80	05 Dec, 2034	0.02
UNITEDHEALTH GROUP INC	4.80	15 Jan, 2030	0.02
US BANK NA	4.73	15 May, 2028	0.02
CIGNA GROUP	5.25	15 Feb, 2034	0.02
ENTERPRISE PRODUCTS OPERATING LLC	4.85	15 Mar, 2044	0.02
COMCAST CORP	3.15	15 Feb, 2028	0.02
ASTRAZENECA FINANCE LLC	4.85	26 Feb, 2029	0.02
LLOYDS BANKING GROUP PLC	4.82	13 Jun, 2029	0.02
MITSUBISHI UFJ FINANCIAL GROUP INC	3.75	18 Jul, 2039	0.02
RIO TINTO FINANCE (USA) PLC	5.00	14 Mar, 2032	0.02
BANK OF NEW YORK MELLON CORP	4.94	11 Feb, 2031	0.02
DANSKE BANK A/S	4.30	01 Apr, 2028	0.02
BANK OF NOVA SCOTIA	4.85	01 Feb, 2030	0.02
PEPSICO INC	5.00	23 Jul, 2035	0.02
CISCO SYSTEMS INC	5.10	24 Feb, 2035	0.02
BANCO SANTANDER SA	4.38	12 Apr, 2028	0.02
FRONTIER COMMUNICATIONS HOLDINGS LLC	8.75	15 May, 2030	0.02
ENBRIDGE INC	5.63	05 Apr, 2034	0.02
MITSUBISHI UFJ FINANCIAL GROUP INC	5.02	20 Jul, 2028	0.02
PEPSICO INC	5.00	07 Feb, 2035	0.02
ROCHE HOLDINGS INC	4.99	08 Mar, 2034	0.02
HEWLETT PACKARD ENTERPRISE CO	4.85	15 Oct, 2031	0.02
TORONTO-DOMINION BANK	4.86	31 Jan, 2028	0.02
INTUIT INC	5.20	15 Sep, 2033	0.02

Issuer Name	Coupon (%)	Maturity Date	Weight (%)
NATWEST GROUP PLC	4.96	15 Aug, 2030	0.02
HCA INC	5.45	15 Sep, 2034	0.02
ONEOK INC	4.75	15 Oct, 2031	0.02
BANK OF NOVA SCOTIA	4.93	14 Feb, 2029	0.02
WELLTOWER OP LLC	5.13	01 Jul, 2035	0.02
ROGERS COMMUNICATIONS INC	5.00	15 Feb, 2029	0.02
mitsubishi UFJ FINANCIAL GROUP INC	5.35	13 Sep, 2028	0.02
AT&T INC	5.38	15 Aug, 2035	0.02
BARCLAYS PLC	5.09	25 Feb, 2029	0.02
CITIGROUP INC	5.32	26 Mar, 2041	0.02
KRAFT HEINZ FOODS CO	4.88	01 Oct, 2049	0.02
DELL INTERNATIONAL LLC	4.75	06 Oct, 2032	0.02
NTT FINANCE CORP	4.57	16 Jul, 2027	0.02
NATWEST GROUP PLC	4.45	08 May, 2030	0.02
INTERCONTINENTAL EXCHANGE INC	1.85	15 Sep, 2032	0.02
EMD FINANCE LLC	5.00	15 Oct, 2035	0.02
INTERCONTINENTAL EXCHANGE INC	4.35	15 Jun, 2029	0.02
ABBVIE INC	4.65	15 Mar, 2028	0.02
ARCELORMITTAL SA	6.55	29 Nov, 2027	0.02
EQUINIX EUROPE 2 FINANCING CORPORATION LLC	4.60	15 Nov, 2030	0.02
SOCIETE GENERALE SA	5.44	03 Oct, 2036	0.02
MIZUHO FINANCIAL GROUP INC	4.71	08 Jul, 2031	0.02
DOLLAR TREE INC	4.20	15 May, 2028	0.02
CHARTER COMMUNICATIONS OPERATING LLC	5.85	01 Dec, 2035	0.02
COOPERATIEVE RABOBANK UA	3.65	06 Apr, 2028	0.02
NESTLE HOLDINGS INC	4.30	01 Oct, 2032	0.02
NATIONAL AUSTRALIA BANK LTD (NEW YORK BRANCH)	3.90	09 Jun, 2027	0.02
EATON CORP	4.15	15 Mar, 2033	0.02
MCDONALD'S CORP	3.63	01 Sep, 2049	0.02
TRUIST BANK	4.14	23 Oct, 2029	0.02
UNITEDHEALTH GROUP INC	6.88	15 Feb, 2038	0.02
LLOYDS BANKING GROUP PLC	4.55	16 Aug, 2028	0.02
MPLX LP	4.70	15 Apr, 2048	0.02
ROYAL BANK OF CANADA	4.24	03 Aug, 2027	0.02
ROYAL BANK OF CANADA	4.50	06 Aug, 2029	0.02
DEUTSCHE BANK AG (NEW YORK BRANCH)	5.00	11 Sep, 2030	0.02
KENVUE INC	4.90	22 Mar, 2033	0.02
UNITEDHEALTH GROUP INC	4.25	15 Jan, 2029	0.02
MPLX LP	4.80	15 Feb, 2031	0.02
BARCLAYS PLC	4.34	10 Jan, 2028	0.02
COOPERATIEVE RABOBANK UA	4.66	22 Aug, 2028	0.02
CANADIAN PACIFIC RAILWAY CO	2.45	02 Dec, 2031	0.02
PFIZER INC	4.88	15 Nov, 2035	0.02

Issuer Name	Coupon (%)	Maturity Date	Weight (%)
ALPHABET INC	4.38	15 Nov, 2032	0.02
PFIZER INC	4.50	15 Nov, 2032	0.02
BROADCOM INC	5.70	15 Jan, 2056	0.02
CHARLES SCHWAB CORP	5.64	19 May, 2029	0.02
WESTINGHOUSE AIR BRAKE TECHNOLOGIES CORP	4.70	15 Sep, 2028	0.02
LLOYDS BANKING GROUP PLC	4.98	11 Aug, 2033	0.02
JPMORGAN CHASE & CO	5.63	16 Aug, 2043	0.02
BANCO SANTANDER SA	4.55	06 Nov, 2030	0.02
CIGNA GROUP	4.88	15 Sep, 2032	0.02
HOME DEPOT INC	4.50	15 Sep, 2032	0.02
IBM INTERNATIONAL CAPITAL PTE LTD	5.30	05 Feb, 2054	0.02
CHARTER COMMUNICATIONS OPERATING LLC	5.05	30 Mar, 2029	0.02
REGAL REXNORD CORP	6.05	15 Apr, 2028	0.02
QUALCOMM INC	6.00	20 May, 2053	0.02
NATIONAL BANK OF CANADA	4.17	20 Jan, 2029	0.02
COMCAST CORP	5.50	15 May, 2064	0.02
MPLX LP	4.95	14 Mar, 2052	0.02
TORONTO-DOMINION BANK	4.93	15 Oct, 2035	0.02
TRUIST BANK	4.14	27 Jan, 2029	0.02
ALLIANZ SE	5.60	03 Sep, 2054	0.02
TEXAS INSTRUMENTS INC	4.15	15 May, 2048	0.02
ROGERS COMMUNICATIONS INC	5.30	15 Feb, 2034	0.02
APPLE INC	4.50	23 Feb, 2036	0.02
UBER TECHNOLOGIES INC	4.30	15 Jan, 2030	0.02
BPCE SA	3.50	23 Oct, 2027	0.02
CHENIERE ENERGY PARTNERS LP	5.75	15 Aug, 2034	0.02
BROADCOM INC	4.95	15 Jan, 2036	0.02
UBS AG (STAMFORD BRANCH)	4.30	16 Mar, 2029	0.02
SIEMENS FINANCIERINGSMAATSCHAPPIJ NV	4.20	16 Mar, 2047	0.02
UBS AG (STAMFORD BRANCH)	4.63	16 Feb, 2032	0.02
DEUTSCHE BANK AG (NEW YORK BRANCH)	5.40	11 Sep, 2035	0.02
HEWLETT PACKARD ENTERPRISE CO	4.40	25 Sep, 2027	0.02
QUALCOMM INC	4.30	20 May, 2047	0.02
COMMONWEALTH BANK OF AUSTRALIA	5.93	14 Mar, 2046	0.02
PNC BANK NA (DELAWARE)	4.05	26 Jul, 2028	0.02
JPMORGAN CHASE & CO	5.40	06 Jan, 2042	0.02
TRANSCANADA PIPELINES LTD	4.10	15 Apr, 2030	0.02
NOVARTIS CAPITAL CORP	4.10	16 Mar, 2029	0.02
BANCO SANTANDER SA	5.13	06 Nov, 2035	0.02
BARCLAYS PLC	5.86	11 Aug, 2046	0.02
ONEOK INC	4.25	24 Sep, 2027	0.02
ELEVANCE HEALTH INC	4.10	01 Mar, 2028	0.02
EXELON CORP	4.05	15 Apr, 2030	0.02

Issuer Name	Coupon (%)	Maturity Date	Weight (%)
TRUIST FINANCIAL CORP	4.60	27 Jan, 2032	0.02
BROADCOM INC	4.60	15 Jan, 2033	0.02
AT&T INC	4.90	01 Nov, 2035	0.02
INTEL CORP	3.75	05 Aug, 2027	0.02
BANK OF NEW YORK MELLON CORP	4.03	22 Jan, 2030	0.02
PHILLIPS 66 CO	5.25	15 Jun, 2031	0.02
US BANCORP	4.48	26 Jan, 2032	0.02
WALMART INC	4.15	09 Sep, 2032	0.02
LLOYDS BANKING GROUP PLC	4.24	10 Feb, 2030	0.02
HCA INC	6.20	01 Mar, 2055	0.02
BANK OF MONTREAL	4.34	19 Mar, 2030	0.02
DELL INTERNATIONAL LLC	4.50	15 Feb, 2031	0.02
ALPHABET INC	4.50	15 May, 2035	0.02
AMGEN INC	4.05	18 Aug, 2029	0.02
ORACLE CORP	5.25	03 Feb, 2032	0.02
BANK OF MONTREAL	3.80	15 Dec, 2032	0.02
AT&T INC	4.75	30 Apr, 2033	0.02
MPLX LP	4.00	15 Mar, 2028	0.02
CHUBB INA HOLDINGS LLC	4.90	15 Aug, 2035	0.02
COOPERATIEVE RABOBANK UA	5.75	01 Dec, 2043	0.02
ELI LILLY AND CO	4.60	14 Aug, 2034	0.02
GENERAL MOTORS FINANCIAL COMPANY INC	5.05	04 Apr, 2028	0.02
WALT DISNEY CO	2.75	01 Sep, 2049	0.02
AMGEN INC	3.38	21 Feb, 2050	0.02
CHARTER COMMUNICATIONS OPERATING LLC	4.20	15 Mar, 2028	0.02
GENERAL MOTORS FINANCIAL COMPANY INC	5.35	07 Jan, 2030	0.02
JPMORGAN CHASE & CO	1.76	19 Nov, 2031	0.02
GENERAL MOTORS FINANCIAL COMPANY INC	5.40	08 May, 2027	0.02
BNP PARIBAS SA	4.38	01 Mar, 2033	0.02
AT&T INC	5.13	30 Apr, 2036	0.02
UBS GROUP AG	4.15	23 Dec, 2029	0.02
UBS GROUP AG	4.59	10 Aug, 2032	0.02
BAKER HUGHES HOLDINGS LLC	4.35	15 Jun, 2031	0.02
DELL INTERNATIONAL LLC	5.10	15 Feb, 2036	0.02
ORANGE SA	4.25	13 Jan, 2031	0.02
NESTLE HOLDINGS INC	3.63	24 Sep, 2028	0.02
CREDIT AGRICOLE SA	5.30	12 Jul, 2028	0.02
AUSTRALIA AND NEW ZEALAND BANKING GROUP LTD	5.20	30 Sep, 2035	0.02
CIGNA GROUP	4.80	15 Jul, 2046	0.02
TRUIST FINANCIAL CORP	4.96	23 Oct, 2036	0.02
ABBVIE INC	4.13	15 Mar, 2031	0.02
BANK OF NEW YORK MELLON CORP	6.47	25 Oct, 2034	0.02
PAYCHEX INC	5.60	15 Apr, 2035	0.02

Issuer Name	Coupon (%)	Maturity Date	Weight (%)
MERCK & CO INC	5.70	15 Sep, 2055	0.02
US BANCORP	5.42	12 Feb, 2036	0.02
CAPITAL ONE FINANCIAL CORP	4.49	11 Sep, 2031	0.02
LLOYDS BANKING GROUP PLC	4.94	04 Nov, 2036	0.02
ABBVIE INC	4.40	15 Mar, 2033	0.02
FOX CORP	5.48	25 Jan, 2039	0.02
MORGAN STANLEY	2.80	25 Jan, 2052	0.02
INTERNATIONAL BUSINESS MACHINES CORP	1.95	15 May, 2030	0.02
BANK OF MONTREAL	5.20	01 Feb, 2028	0.02
AMERICAN EXPRESS CO	4.42	03 Aug, 2033	0.02
COCA-COLA CO	1.00	15 Mar, 2028	0.02
AERCAP IRELAND CAPITAL DAC	3.85	29 Oct, 2041	0.02
WALT DISNEY CO	3.80	22 Mar, 2030	0.02
UBS GROUP AG	4.75	12 May, 2028	0.02
ELI LILLY AND CO	5.50	12 Feb, 2055	0.02
UBS GROUP AG	5.53	06 May, 2047	0.02
STATE STREET CORP	4.33	22 Oct, 2027	0.02
AT&T INC	6.05	15 Aug, 2056	0.02
ORACLE CORP	6.13	08 Jul, 2039	0.02
MERCK & CO INC	2.75	10 Dec, 2051	0.02
INTERNATIONAL BUSINESS MACHINES CORP	1.70	15 May, 2027	0.02
SUMITOMO MITSUI FINANCIAL GROUP, INC	5.33	03 Mar, 2041	0.02
PRUDENTIAL FINANCIAL INC	6.00	01 Sep, 2052	0.02
CHENIERE CORPUS CHRISTI HOLDINGS LLC	5.13	30 Jun, 2027	0.02
PEPSICO INC	3.90	18 Jul, 2032	0.02
AMERICAN EXPRESS CO	5.04	26 Jul, 2028	0.02
LLOYDS BANKING GROUP PLC	4.34	09 Jan, 2048	0.02
CARDINAL HEALTH INC	3.41	15 Jun, 2027	0.02
UBER TECHNOLOGIES INC	4.80	15 Sep, 2035	0.02
CARRIER GLOBAL CORP	3.38	05 Apr, 2040	0.02
SOLVENTUM CORP	5.90	30 Apr, 2054	0.02
COCA-COLA CO	3.45	25 Mar, 2030	0.02
MANUFACTURERS AND TRADERS TRUST CO	4.70	27 Jan, 2028	0.02
COSTCO WHOLESALE CORP	1.38	20 Jun, 2027	0.02
ROCHE HOLDINGS INC	2.61	13 Dec, 2051	0.02
ABBVIE INC	5.55	15 Mar, 2056	0.02
FIFTH THIRD BANCORP	8.25	01 Mar, 2038	0.02
AMAZON.COM INC	1.20	03 Jun, 2027	0.02
TRANSCANADA PIPELINES LTD	4.63	01 Mar, 2034	0.02
ACCENTURE CAPITAL INC	4.05	04 Oct, 2029	0.02
ROYAL BANK OF CANADA	3.63	04 May, 2027	0.02
APPLIED MATERIALS INC	3.30	01 Apr, 2027	0.02
ENTERPRISE PRODUCTS OPERATING LLC	3.13	31 Jul, 2029	0.02

Issuer Name	Coupon (%)	Maturity Date	Weight (%)
CANADIAN IMPERIAL BANK OF COMMERCE	6.09	03 Oct, 2033	0.02
INTEL CORP	4.15	05 Aug, 2032	0.02
UNITED PARCEL SERVICE INC	5.30	01 Apr, 2050	0.02
ELEVANCE HEALTH INC	5.20	15 Feb, 2035	0.02
CAPITAL ONE FINANCIAL CORP	3.27	01 Mar, 2030	0.02
ACCENTURE CAPITAL INC	4.25	04 Oct, 2031	0.02
CANADIAN IMPERIAL BANK OF COMMERCE	5.26	08 Apr, 2029	0.02
HP INC	6.00	15 Sep, 2041	0.02
JOHNSON & JOHNSON	4.90	01 Jun, 2031	0.02
CHARTER COMMUNICATIONS OPERATING LLC	5.25	01 Apr, 2053	0.02
BNP PARIBAS SA	1.90	30 Sep, 2028	0.02
ADOBE INC	2.30	01 Feb, 2030	0.02
PARKER-HANNIFIN CORP	4.25	15 Sep, 2027	0.02
PNC FINANCIAL SERVICES GROUP INC	4.08	26 Jan, 2029	0.02
JOHN DEERE CAPITAL CORP	4.40	08 Sep, 2031	0.02
AMGEN INC	4.56	15 Jun, 2048	0.02
VERIZON COMMUNICATIONS INC	4.27	15 Jan, 2036	0.02
LOWE'S COMPANIES INC	4.85	15 Oct, 2035	0.02
UNION PACIFIC CORP	3.25	05 Feb, 2050	0.02
COMMONWEALTH BANK OF AUSTRALIA	3.90	12 Jul, 2047	0.02
SANOFI SA	4.20	03 Nov, 2032	0.02
CHARLES SCHWAB CORP	2.00	20 Mar, 2028	0.02
DELL INTERNATIONAL LLC	8.10	15 Jul, 2036	0.02
ASTRAZENECA FINANCE LLC	1.75	28 May, 2028	0.02
SIEMENS FINANCIERINGSMAATSCHAPPIJ NV	1.70	11 Mar, 2028	0.02
WALMART INC	6.50	15 Aug, 2037	0.02
JOHNSON & JOHNSON	4.80	01 Jun, 2029	0.02
JPMORGAN CHASE & CO	4.03	24 Jul, 2048	0.02
CENTENE CORP	4.25	15 Dec, 2027	0.02
INTEL CORP	5.90	10 Feb, 2063	0.02
NVIDIA CORP	1.55	15 Jun, 2028	0.02
EXPEDIA GROUP INC	3.25	15 Feb, 2030	0.02
MITSUBISHI UFJ FINANCIAL GROUP INC	5.57	16 Jan, 2036	0.02
WESTPAC BANKING CORP	1.95	20 Nov, 2028	0.02
COMCAST CORP	3.45	01 Feb, 2050	0.02
SUMITOMO MITSUI FINANCIAL GROUP, INC	5.05	15 Jan, 2037	0.02
CANADIAN PACIFIC RAILWAY CO	3.10	02 Dec, 2051	0.02
CAPITAL ONE FINANCIAL CORP	7.96	02 Nov, 2034	0.02
WORKDAY INC	3.80	01 Apr, 2032	0.02
PFIZER INC	2.63	01 Apr, 2030	0.02
LOWE'S COMPANIES INC	4.25	01 Apr, 2052	0.02
BROADCOM INC	4.15	15 Apr, 2032	0.02
ENTERPRISE PRODUCTS OPERATING LLC	2.80	31 Jan, 2030	0.02

Issuer Name	Coupon (%)	Maturity Date	Weight (%)
CREDIT AGRICOLE SA	3.25	14 Jan, 2030	0.02
HOME DEPOT INC	3.25	15 Apr, 2032	0.02
S&P GLOBAL INC	2.70	01 Mar, 2029	0.02
GLOBAL PAYMENTS INC	3.20	15 Aug, 2029	0.02
LOWE'S COMPANIES INC	4.05	03 May, 2047	0.02
DNB BANK ASA	4.85	05 Nov, 2030	0.02
HUNTINGTON BANCSHARES INC	5.27	15 Jan, 2031	0.02
ENBRIDGE INC	5.95	05 Apr, 2054	0.02
BARCLAYS PLC	4.52	24 Feb, 2032	0.02
WALMART INC	1.50	22 Sep, 2028	0.02
TORONTO-DOMINION BANK	4.81	03 Jun, 2030	0.02
SOCIETE GENERALE SA	3.00	22 Jan, 2030	0.02
BAXTER INTERNATIONAL INC	2.27	01 Dec, 2028	0.02
WESTERN MIDSTREAM OPERATING LP	4.05	01 Feb, 2030	0.02
NASDAQ INC	5.55	15 Feb, 2034	0.02
SUMITOMO MITSUI FINANCIAL GROUP, INC	2.75	15 Jan, 2030	0.02
LLOYDS BANKING GROUP PLC	7.95	15 Nov, 2033	0.02
MERCK & CO INC	4.00	07 Mar, 2049	0.02
CHARTER COMMUNICATIONS OPERATING LLC	2.25	15 Jan, 2029	0.02
SALESFORCE INC	2.90	15 Jul, 2051	0.02
DEUTSCHE BANK AG (NEW YORK BRANCH)	3.73	14 Jan, 2032	0.02
APPLE INC	4.85	10 May, 2053	0.02
TOYOTA MOTOR CREDIT CORP	5.55	20 Nov, 2030	0.02
VIATRIS INC	3.85	22 Jun, 2040	0.02
JPMORGAN CHASE & CO	3.11	22 Apr, 2041	0.02
AMGEN INC	2.45	21 Feb, 2030	0.02
AMGEN INC	1.65	15 Aug, 2028	0.02
VODAFONE GROUP PLC	5.25	30 May, 2048	0.02
BOSTON PROPERTIES LP	3.25	30 Jan, 2031	0.02
COOPERATIEVE RABOBANK UA	5.25	04 Aug, 2045	0.02
AIR PRODUCTS AND CHEMICALS INC	4.85	08 Feb, 2034	0.02
MIZUHO FINANCIAL GROUP INC	5.75	06 Jul, 2034	0.02
EQUINIX INC	3.90	15 Apr, 2032	0.02
EQUITABLE HOLDINGS INC	5.00	20 Apr, 2048	0.02
SEMPRA	6.88	01 Oct, 2054	0.02
MICROSOFT CORP	3.04	17 Mar, 2062	0.02
UBER TECHNOLOGIES INC	5.35	15 Sep, 2054	0.02
EQUINIX INC	3.20	18 Nov, 2029	0.02
STARBUCKS CORP	2.55	15 Nov, 2030	0.02
BLACKROCK INC	5.35	08 Jan, 2055	0.02
COMCAST CORP	5.17	15 Jan, 2037	0.02
VERIZON COMMUNICATIONS INC	3.00	20 Nov, 2060	0.02
AT&T INC	4.55	01 Nov, 2032	0.02

Issuer Name	Coupon (%)	Maturity Date	Weight (%)
UNITEDHEALTH GROUP INC	3.85	15 Jun, 2028	0.02
BROADCOM INC	5.20	15 Apr, 2032	0.02
ELEVANCE HEALTH INC	4.38	01 Dec, 2047	0.02
MORGAN STANLEY	7.25	01 Apr, 2032	0.02
RIO TINTO FINANCE (USA) LTD	5.20	02 Nov, 2040	0.02
STANDARD CHARTERED PLC	3.27	18 Feb, 2036	0.02
TIME WARNER CABLE ENTERPRISES LLC	8.38	15 Jul, 2033	0.02
MASTERCARD INC	3.85	26 Mar, 2050	0.02
MASTERCARD INC	4.35	15 Jan, 2032	0.02
DEUTSCHE BANK AG (NEW YORK BRANCH)	3.74	07 Jan, 2033	0.02
ASTRAZENECA PLC	1.38	06 Aug, 2030	0.02
ELI LILLY AND CO	5.05	14 Aug, 2054	0.02
TOYOTA MOTOR CREDIT CORP	4.05	13 Mar, 2029	0.02
UNITEDHEALTH GROUP INC	2.00	15 May, 2030	0.02
mitsubishi UFJ Financial Group Inc	4.50	14 Jan, 2032	0.02
INTERCONTINENTAL EXCHANGE INC	2.10	15 Jun, 2030	0.02
UNION PACIFIC CORP	2.80	14 Feb, 2032	0.02
NEW YORK LIFE INSURANCE CO	6.75	15 Nov, 2039	0.02
US BANCORP	2.49	03 Nov, 2036	0.02
TELEFONICA EMISIONES SAU	5.52	01 Mar, 2049	0.02
TRUIST BANK	2.25	11 Mar, 2030	0.02
TAKEDA PHARMACEUTICAL CO LTD	3.02	09 Jul, 2040	0.02
GENERAL MOTORS FINANCIAL COMPANY INC	3.10	12 Jan, 2032	0.02
UNITEDHEALTH GROUP INC	3.05	15 May, 2041	0.02
BNP PARIBAS SA	3.13	20 Jan, 2033	0.02
BROADCOM INC	4.80	15 Apr, 2028	0.02
SOCIETE GENERALE SA	2.89	09 Jun, 2032	0.02
COCA-COLA CO	1.38	15 Mar, 2031	0.02
SUMITOMO MITSUI FINANCIAL GROUP, INC	5.72	14 Sep, 2028	0.02
JPMORGAN CHASE & CO	2.52	19 Nov, 2041	0.02
HP INC	5.50	15 Jan, 2033	0.02
INTUIT INC	5.50	15 Sep, 2053	0.02
CENTENE CORP	2.63	01 Aug, 2031	0.02
AMGEN INC	2.30	25 Feb, 2031	0.02
BANK OF NEW YORK MELLON CORP	5.06	22 Jul, 2032	0.02
KEURIG DR PEPPER INC	4.60	25 May, 2028	0.02
mitsubishi UFJ Financial Group Inc	2.05	17 Jul, 2030	0.02
mitsubishi UFJ Financial Group Inc	5.20	16 Jan, 2031	0.02
TAKEDA PHARMACEUTICAL CO LTD	5.30	05 Jul, 2034	0.02
BARCLAYS PLC	2.89	24 Nov, 2032	0.02
ARCELORMITTAL SA	6.80	29 Nov, 2032	0.02
MARATHON PETROLEUM CORP	5.15	01 Mar, 2030	0.02
BOSTON SCIENTIFIC CORP	2.65	01 Jun, 2030	0.02

Issuer Name	Coupon (%)	Maturity Date	Weight (%)
NATIONAL AUSTRALIA BANK LTD (NEW YORK BRANCH)	4.94	12 Jan, 2028	0.02
GENERAL MOTORS CO	5.20	01 Apr, 2045	0.02
CAPITAL ONE FINANCIAL CORP	5.27	10 May, 2033	0.02
MACQUARIE GROUP LTD	2.87	14 Jan, 2033	0.02
GOLDMAN SACHS GROUP INC	6.13	15 Feb, 2033	0.02
NVIDIA CORP	2.00	15 Jun, 2031	0.02
STANDARD CHARTERED PLC	2.68	29 Jun, 2032	0.02
GENERAL MOTORS FINANCIAL COMPANY INC	5.35	15 Jul, 2027	0.02
JOHN DEERE CAPITAL CORP	4.75	20 Jan, 2028	0.02
SIEMENS FINANCIERINGSMAATSCHAPPIJ NV	2.88	11 Mar, 2041	0.02
ASTRAZENECA FINANCE LLC	4.88	03 Mar, 2028	0.02
E ON INTERNATIONAL FINANCE BV	6.65	30 Apr, 2038	0.02
COMCAST CORP	5.65	01 Jun, 2054	0.02
ACCENTURE CAPITAL INC	3.90	04 Oct, 2027	0.02
BLACKROCK FINANCE INC	1.90	28 Jan, 2031	0.02
HALLIBURTON CO	7.45	15 Sep, 2039	0.02
MERCK & CO INC	1.45	24 Jun, 2030	0.02
ELI LILLY AND CO	4.88	27 Feb, 2053	0.02
COCA-COLA CO	3.00	05 Mar, 2051	0.02
LOWE'S COMPANIES INC	1.70	15 Oct, 2030	0.02
UBS GROUP AG	3.18	11 Feb, 2043	0.02
INTERNATIONAL FLAVORS & FRAGRANCES INC	2.30	01 Nov, 2030	0.02
APPLE INC	2.70	05 Aug, 2051	0.02
PEPSICO INC	1.95	21 Oct, 2031	0.02
GENERAL MOTORS FINANCIAL COMPANY INC	4.30	06 Apr, 2029	0.02
TIME WARNER CABLE LLC	5.88	15 Nov, 2040	0.02
BAKER HUGHES HOLDINGS LLC	5.13	15 Sep, 2040	0.02
REGENERON PHARMACEUTICALS INC	1.75	15 Sep, 2030	0.02
CITIGROUP INC	6.63	15 Jun, 2032	0.02
CHENIERE CORPUS CHRISTI HOLDINGS LLC	3.70	15 Nov, 2029	0.02
NESTLE HOLDINGS INC	3.90	24 Sep, 2038	0.02
BPCE SA	2.28	20 Jan, 2032	0.02
JOHNSON & JOHNSON	5.95	15 Aug, 2037	0.02
ENTERPRISE PRODUCTS OPERATING LLC	4.95	15 Feb, 2035	0.02
QUALCOMM INC	2.15	20 May, 2030	0.02
LOWE'S COMPANIES INC	3.00	15 Oct, 2050	0.02
APPLE INC	1.25	20 Aug, 2030	0.02
BRISTOL-MYERS SQUIBB CO	1.45	13 Nov, 2030	0.02
CHARTER COMMUNICATIONS OPERATING LLC	3.85	01 Apr, 2061	0.02
UNILEVER CAPITAL CORP	5.90	15 Nov, 2032	0.02
AMERICAN EXPRESS CO	6.49	30 Oct, 2031	0.02
BANK OF NOVA SCOTIA	4.40	08 Sep, 2028	0.02
US BANCORP	1.38	22 Jul, 2030	0.02

Issuer Name	Coupon (%)	Maturity Date	Weight (%)
AMAZON.COM INC	2.70	03 Jun, 2060	0.02
JPMORGAN CHASE & CO	3.63	01 Dec, 2027	0.02
MARSH & MCLENNAN COMPANIES INC	4.90	15 Mar, 2049	0.02
BMW US CAPITAL LLC	4.30	17 Mar, 2028	0.02
ENTERPRISE PRODUCTS OPERATING LLC	4.80	01 Feb, 2049	0.02
SOCIETE GENERALE SA	4.45	12 Apr, 2030	0.02
VERIZON COMMUNICATIONS INC	3.15	22 Mar, 2030	0.02
PROCTER & GAMBLE CO	1.20	29 Oct, 2030	0.02
UNITEDHEALTH GROUP INC	4.25	15 Jun, 2048	0.02
CHENIERE ENERGY PARTNERS LP	3.25	31 Jan, 2032	0.02
M&T BANK CORP	7.41	30 Oct, 2029	0.02
MPLX LP	5.00	01 Mar, 2033	0.02
WALT DISNEY CO	6.20	15 Dec, 2034	0.02
TRANSCANADA TRUST	5.50	15 Sep, 2079	0.02
NORTHERN TRUST CORP	6.13	02 Nov, 2032	0.02
AMAZON.COM INC	3.25	12 May, 2061	0.02
WALT DISNEY CO	6.40	15 Dec, 2035	0.02
CAIXABANK SA	6.84	13 Sep, 2034	0.02
HOME DEPOT INC	3.63	15 Apr, 2052	0.02
BANK OF NOVA SCOTIA	4.81	02 Feb, 2034	0.02
BANK OF MONTREAL	4.44	14 Jan, 2032	0.02
SUMITOMO MITSUI FINANCIAL GROUP, INC	4.49	15 Jan, 2032	0.02
NIAGARA MOHAWK POWER CORP	6.00	03 Jul, 2055	0.02
INTEL CORP	2.00	12 Aug, 2031	0.02
WALT DISNEY CO	3.80	13 May, 2060	0.02
TRANSCANADA PIPELINES LTD	6.20	15 Oct, 2037	0.02
NIPPON LIFE INSURANCE CO	3.40	23 Jan, 2050	0.02
J.M. SMUCKER CO	6.20	15 Nov, 2033	0.02
DT MIDSTREAM INC	4.13	15 Jun, 2029	0.02
MASTERCARD INC	4.55	15 Jan, 2035	0.02
MACQUARIE GROUP LTD	6.25	07 Dec, 2034	0.02
HOME DEPOT INC	5.95	01 Apr, 2041	0.02
TARGA RESOURCES CORP	6.50	30 Mar, 2034	0.02
LOWE'S COMPANIES INC	4.25	15 Mar, 2031	0.02
CITIGROUP INC	5.41	19 Sep, 2039	0.02
MIZUHO FINANCIAL GROUP INC	3.17	11 Sep, 2027	0.02
BORGWARNER INC	2.65	01 Jul, 2027	0.02
AT&T INC	4.30	15 Dec, 2042	0.02
TIME WARNER CABLE LLC	5.50	01 Sep, 2041	0.02
VERIZON COMMUNICATIONS INC	5.25	16 Mar, 2037	0.02
BAKER HUGHES HOLDINGS LLC	4.08	15 Dec, 2047	0.02
HOME DEPOT INC	1.38	15 Mar, 2031	0.02
GENERAL MOTORS FINANCIAL COMPANY INC	6.40	09 Jan, 2033	0.02

Issuer Name	Coupon (%)	Maturity Date	Weight (%)
CITIGROUP INC	6.67	13 Sep, 2043	0.02
STANDARD CHARTERED PLC	7.77	16 Nov, 2028	0.02
SOCIETE GENERALE SA	7.37	10 Jan, 2053	0.02
INTEL CORP	5.60	21 Feb, 2054	0.02
GOLDMAN SACHS GROUP INC	2.91	21 Jul, 2042	0.02
PRUDENTIAL FINANCIAL INC	3.70	13 Mar, 2051	0.02
ORACLE CORP	3.90	15 May, 2035	0.02
STANDARD CHARTERED PLC	6.30	06 Jul, 2034	0.02
AERCAP IRELAND CAPITAL DAC	4.95	10 Sep, 2034	0.02
ENTERPRISE PRODUCTS OPERATING LLC	5.10	15 Feb, 2045	0.02
GE HEALTHCARE TECHNOLOGIES INC	6.38	22 Nov, 2052	0.02
J.M. SMUCKER CO	6.50	15 Nov, 2053	0.02
UNITED PARCEL SERVICE INC	5.50	22 May, 2054	0.02
COCA-COLA CO	5.30	13 May, 2054	0.02
KBC GROEP NV	6.32	21 Sep, 2034	0.02
NEW YORK LIFE INSURANCE CO	5.88	15 May, 2033	0.02
DEERE & CO	3.90	09 Jun, 2042	0.02
SYSCO CORP	5.95	01 Apr, 2030	0.02
MERCK & CO INC	4.15	18 May, 2043	0.02
MICRON TECHNOLOGY INC	5.80	15 Jan, 2035	0.02
SOCIETE GENERALE SA	6.10	13 Apr, 2033	0.02
STANDARD CHARTERED PLC	6.23	21 Jan, 2036	0.02
KEYCORP	6.40	06 Mar, 2035	0.02
THERMO FISHER SCIENTIFIC INC	2.00	15 Oct, 2031	0.02
MITSUBISHI UFJ FINANCIAL GROUP INC	2.56	25 Feb, 2030	0.02
GENERAL MOTORS FINANCIAL COMPANY INC	5.85	06 Apr, 2030	0.02
APPLE INC	2.38	08 Feb, 2041	0.02
NISOURCE INC	5.25	30 Mar, 2028	0.02
BRISTOL-MYERS SQUIBB CO	5.75	01 Feb, 2031	0.02
AT&T INC	5.55	01 Nov, 2045	0.02
GENERAL MOTORS CO	6.80	01 Oct, 2027	0.02
ONEOK INC	6.50	01 Sep, 2030	0.02
NOVARTIS CAPITAL CORP	4.20	18 Sep, 2034	0.02
METLIFE INC	5.70	15 Jun, 2035	0.02
CREDIT AGRICOLE SA	2.81	11 Jan, 2041	0.02
MCDONALD'S CORP	3.80	01 Apr, 2028	0.02
CATERPILLAR FINANCIAL SERVICES CORP	3.95	14 Nov, 2028	0.02
CAIXABANK SA	6.04	15 Jun, 2035	0.02
GENERAL MOTORS FINANCIAL COMPANY INC	3.60	21 Jun, 2030	0.02
DUPONT DE NEMOURS INC	5.42	15 Nov, 2048	0.02
VERIZON COMMUNICATIONS INC	4.81	15 Mar, 2039	0.02
BANCO SANTANDER SA	6.03	17 Jan, 2035	0.02
CHENIERE ENERGY PARTNERS LP	5.55	30 Oct, 2035	0.02

Issuer Name	Coupon (%)	Maturity Date	Weight (%)
GILEAD SCIENCES INC	5.25	15 Oct, 2033	0.02
COMCAST CORP	5.50	15 Nov, 2032	0.02
NATWEST GROUP PLC	6.47	01 Jun, 2034	0.02
SANTANDER HOLDINGS USA INC	4.40	13 Jul, 2027	0.02
CHARTER COMMUNICATIONS OPERATING LLC	3.50	01 Jun, 2041	0.02
SHERWIN-WILLIAMS CO	4.50	01 Jun, 2047	0.02
HOME DEPOT INC	3.35	15 Apr, 2050	0.02
NATWEST GROUP PLC	6.02	02 Mar, 2034	0.02
COMCAST CORP	3.25	01 Nov, 2039	0.02
FIFTH THIRD BANCORP	6.36	27 Oct, 2028	0.02
STATE STREET CORP	5.68	21 Nov, 2029	0.02
REGAL REXNORD CORP	6.30	15 Feb, 2030	0.02
ALLIANZ SE	6.35	06 Sep, 2053	0.02
QUALCOMM INC	1.65	20 May, 2032	0.02
DELL INTERNATIONAL LLC	5.75	01 Feb, 2033	0.02
CBRE SERVICES INC	5.95	15 Aug, 2034	0.02
UNION PACIFIC CORP	3.95	10 Sep, 2028	0.02
BRISTOL-MYERS SQUIBB CO	4.55	20 Feb, 2048	0.02
AIB GROUP PLC	6.61	13 Sep, 2029	0.02
INGERSOLL RAND INC	5.70	14 Aug, 2033	0.02
PLAINS ALL AMERICAN PIPELINE LP	5.95	15 Jun, 2035	0.02
AIA GROUP LTD	5.38	05 Apr, 2034	0.02
COCA-COLA CO	5.00	13 May, 2034	0.02
HSBC HOLDINGS PLC	6.50	15 Sep, 2037	0.02
MITSUBISHI UFJ FINANCIAL GROUP INC	5.41	19 Apr, 2034	0.02
CMS ENERGY CORP	6.50	01 Jun, 2055	0.02
TARGA RESOURCES CORP	6.15	01 Mar, 2029	0.02
BANK OF NEW YORK MELLON CORP	5.80	25 Oct, 2028	0.02
DEUTSCHE BANK AG (NEW YORK BRANCH)	5.41	10 May, 2029	0.02
OPEN TEXT CORP	6.90	01 Dec, 2027	0.02
GENERAL MOTORS CO	5.40	15 Oct, 2029	0.02
SANTANDER HOLDINGS USA INC	6.17	09 Jan, 2030	0.02
AT&T INC	5.25	01 Mar, 2037	0.02
CAPITAL ONE FINANCIAL CORP	6.05	01 Feb, 2035	0.02
METLIFE INC	5.38	15 Jul, 2033	0.02
GE CAPITAL INTERNATIONAL FUNDING COMPANY UNLIMITED CO	4.42	15 Nov, 2035	0.02
DELL INTERNATIONAL LLC	5.30	01 Apr, 2032	0.02
BPCE SA	6.03	28 May, 2036	0.02
NATIONAL BANK OF CANADA	5.60	18 Dec, 2028	0.02
BANCO BILBAO VIZCAYA ARGENTARIA SA	6.03	13 Mar, 2035	0.02
NOMURA HOLDINGS INC	5.78	03 Jul, 2034	0.02
UBS GROUP AG	9.02	15 Nov, 2033	0.02
FEDERATION DES CAISSES DESJARDINS DU QUEBEC	5.25	26 Apr, 2029	0.02

Issuer Name	Coupon (%)	Maturity Date	Weight (%)
DELL INTERNATIONAL LLC	5.50	01 Apr, 2035	0.02
GENERAL MOTORS FINANCIAL COMPANY INC	5.60	18 Jun, 2031	0.02
NATWEST MARKETS PLC	5.41	17 May, 2029	0.02
SUMITOMO MITSUI FINANCIAL GROUP, INC	5.63	15 Jan, 2035	0.02
MIZUHO FINANCIAL GROUP INC	5.67	27 May, 2029	0.02
TELEFONICA EMISIONES SAU	4.89	06 Mar, 2048	0.02
NOVARTIS CAPITAL CORP	4.00	20 Nov, 2045	0.02
GENERAL MOTORS FINANCIAL COMPANY INC	5.75	08 Feb, 2031	0.02
MICRON TECHNOLOGY INC	5.30	15 Jan, 2031	0.02
AERCAP IRELAND CAPITAL DAC	5.75	06 Jun, 2028	0.02
DELL INTERNATIONAL LLC	5.40	15 Apr, 2034	0.02
FIFTH THIRD BANCORP	5.63	29 Jan, 2032	0.02
COMERICA INC	5.98	30 Jan, 2030	0.02
KEYBANK NA	5.85	15 Nov, 2027	0.02
JOHN DEERE CAPITAL CORP	5.10	11 Apr, 2034	0.02
CUMMINS INC	5.30	09 May, 2035	0.02
UNITEDHEALTH GROUP INC	5.50	15 Apr, 2064	0.02
ENTERPRISE PRODUCTS OPERATING LLC	5.35	31 Jan, 2033	0.02
SMURFIT KAPPA TREASURY UNLIMITED CO	5.44	03 Apr, 2034	0.02
SOCIETE GENERALE SA	5.51	22 May, 2031	0.02
SOCIETE GENERALE SA	5.50	13 Apr, 2029	0.02
GENERAL MOTORS FINANCIAL COMPANY INC	5.90	07 Jan, 2035	0.02
TOYOTA MOTOR CREDIT CORP	5.05	16 May, 2029	0.02
SVENSKA HANDELSBANKEN AB	5.50	15 Jun, 2028	0.02
BARCLAYS PLC	5.75	09 Aug, 2033	0.02
NIKE INC	3.38	27 Mar, 2050	0.02
BRISTOL-MYERS SQUIBB CO	4.35	15 Nov, 2047	0.02
ORACLE CORP	3.85	15 Jul, 2036	0.02
LLOYDS BANKING GROUP PLC	5.59	26 Nov, 2035	0.02
DELL INTERNATIONAL LLC	5.00	01 Apr, 2030	0.02
EXELON CORP	6.50	15 Mar, 2055	0.02
AIB GROUP PLC	5.87	28 Mar, 2035	0.02
HCA INC	5.88	01 Feb, 2029	0.02
BANCO SANTANDER SA	5.57	17 Jan, 2030	0.02
HA SUSTAINABLE INFRASTRUCTURE CAPITAL INC	6.38	01 Jul, 2034	0.02
UNITEDHEALTH GROUP INC	4.90	15 Apr, 2031	0.02
CAPITAL ONE FINANCIAL CORP	5.70	01 Feb, 2030	0.02
AXA SA	8.60	15 Dec, 2030	0.02
CAPITAL ONE FINANCIAL CORP	5.88	26 Jul, 2035	0.02
SANTANDER HOLDINGS USA INC	6.50	09 Mar, 2029	0.02
MITSUBISHI UFJ FINANCIAL GROUP INC	5.16	24 Apr, 2031	0.02
BPCE SA	5.72	18 Jan, 2030	0.02
GENERAL MOTORS FINANCIAL COMPANY INC	5.45	15 Jul, 2030	0.02

Issuer Name	Coupon (%)	Maturity Date	Weight (%)
BPCE SA	5.75	19 Jul, 2033	0.02
GENERAL MOTORS FINANCIAL COMPANY INC	6.00	09 Jan, 2028	0.02
CIGNA GROUP	5.00	15 May, 2029	0.02
STATE STREET CORP	4.83	24 Apr, 2030	0.02
SIEMENS FUNDING BV	4.90	28 May, 2032	0.02
UNITEDHEALTH GROUP INC	5.30	15 Jun, 2035	0.02
STANDARD CHARTERED PLC	5.24	13 May, 2031	0.02
JOHN DEERE CAPITAL CORP	5.15	08 Sep, 2033	0.02
COMCAST CORP	3.90	01 Mar, 2038	0.02
PRUDENTIAL FINANCIAL INC	6.50	15 Mar, 2054	0.02
STATE STREET CORP	5.16	18 May, 2034	0.02
STANDARD CHARTERED PLC	5.69	14 May, 2028	0.02
HOME DEPOT INC	4.85	25 Jun, 2031	0.02
LYB INTERNATIONAL FINANCE III LLC	5.88	15 Jan, 2036	0.02
CANADIAN IMPERIAL BANK OF COMMERCE	5.00	28 Apr, 2028	0.02
ZOETIS INC	4.70	01 Feb, 2043	0.02
ONEOK INC	5.40	15 Oct, 2035	0.02
UNITED PARCEL SERVICE INC	6.05	14 May, 2065	0.02
BPCE SA	5.39	28 May, 2031	0.02
APPLE INC	4.50	12 May, 2032	0.02
DOLLAR GENERAL CORP	5.45	05 Jul, 2033	0.02
ROYAL BANK OF CANADA	4.97	02 May, 2031	0.02
PNC FINANCIAL SERVICES GROUP INC	5.35	02 Dec, 2028	0.02
KBC GROEP NV	5.80	19 Jan, 2029	0.02
ELEVANCE HEALTH INC	5.38	15 Jun, 2034	0.02
CARDINAL HEALTH INC	5.35	15 Nov, 2034	0.02
NEWMONT CORPORATION	5.35	15 Mar, 2034	0.02
VERIZON COMMUNICATIONS INC	5.05	09 May, 2033	0.02
SOCIETE GENERALE SA	5.63	19 Jan, 2030	0.02
GILEAD SCIENCES INC	5.65	01 Dec, 2041	0.02
MARRIOTT INTERNATIONAL INC	5.00	15 Oct, 2027	0.02
BANK OF MONTREAL	6.88	26 Nov, 2085	0.02
CAPITAL ONE FINANCIAL CORP	5.46	26 Jul, 2030	0.02
HCA INC	5.20	01 Jun, 2028	0.02
MARRIOTT INTERNATIONAL INC	5.30	15 May, 2034	0.02
ANZ NEW ZEALAND INTL LTD (LONDON BRANCH)	5.36	14 Aug, 2028	0.02
BANK OF MONTREAL	5.72	25 Sep, 2028	0.02
GENERAL MOTORS FINANCIAL COMPANY INC	4.90	06 Oct, 2029	0.02
FRONTIER COMMUNICATIONS HOLDINGS LLC	6.75	01 May, 2029	0.02
PNC FINANCIAL SERVICES GROUP INC	5.22	29 Jan, 2031	0.02
SOLVENTUM CORP	5.45	13 Mar, 2031	0.02
DELL INTERNATIONAL LLC	4.75	01 Apr, 2028	0.02
SOCIETE GENERALE SA	5.25	22 May, 2029	0.02

Issuer Name	Coupon (%)	Maturity Date	Weight (%)
CREDIT AGRICOLE SA	5.33	10 Jan, 2030	0.02
L'OREAL SA	5.00	20 May, 2035	0.02
NATIONAL AUSTRALIA BANK LTD (NEW YORK BRANCH)	4.90	13 Jun, 2028	0.02
SYNOPSIS INC	4.65	01 Apr, 2028	0.02
CAIXABANK SA	5.67	15 Mar, 2030	0.02
CARRIER GLOBAL CORP	3.58	05 Apr, 2050	0.02
APPLOVIN CORP	5.38	01 Dec, 2031	0.02
DEUTSCHE BANK AG	5.52	01 Sep, 2028	0.02
METLIFE INC	6.35	15 Mar, 2055	0.02
PFIZER INC	4.13	15 Dec, 2046	0.02
APPLE INC	4.75	12 May, 2035	0.02
UNITEDHEALTH GROUP INC	3.50	15 Aug, 2039	0.02
ELI LILLY AND CO	4.90	12 Feb, 2032	0.02
ROYAL BANK OF CANADA	5.20	01 Aug, 2028	0.02
BANK OF IRELAND GROUP PLC	5.60	20 Mar, 2030	0.02
NATIONAL AUSTRALIA BANK LTD (NEW YORK BRANCH)	4.79	10 Jan, 2029	0.02
WELLS FARGO BANK NA	5.85	01 Feb, 2037	0.02
THERMO FISHER SCIENTIFIC INC	5.00	31 Jan, 2029	0.02
ELI LILLY AND CO	4.55	15 Oct, 2032	0.02
BANCO BILBAO VIZCAYA ARGENTARIA SA	5.38	13 Mar, 2029	0.02
TARGET CORP	5.00	15 Apr, 2035	0.02
MASTERCARD INC	4.88	09 May, 2034	0.02
HUNTINGTON NATIONAL BANK	4.87	12 Apr, 2028	0.02
SYNOPSIS INC	4.55	01 Apr, 2027	0.02
STANDARD CHARTERED PLC	5.54	21 Jan, 2029	0.02
MARSH & MCLENNAN COMPANIES INC	4.85	15 Nov, 2031	0.02
NATIONWIDE BUILDING SOCIETY	5.13	29 Jul, 2029	0.02
WALMART INC	4.35	28 Apr, 2030	0.02
JOHN DEERE CAPITAL CORP	4.70	10 Jun, 2030	0.02
MPLX LP	5.40	01 Apr, 2035	0.02
AUTOMATIC DATA PROCESSING INC	4.75	08 May, 2032	0.02
ROYAL BANK OF CANADA	4.95	01 Feb, 2029	0.02
APPLOVIN CORP	5.13	01 Dec, 2029	0.02
CAPITAL ONE FINANCIAL CORP	5.47	01 Feb, 2029	0.02
JOHNSON & JOHNSON	4.70	01 Mar, 2030	0.02
CISCO SYSTEMS INC	4.95	24 Feb, 2032	0.02
ASTRAZENECA FINANCE LLC	4.90	26 Feb, 2031	0.02
TORONTO-DOMINION BANK	4.78	17 Dec, 2029	0.02
NATIONAL AUSTRALIA BANK LTD (NEW YORK BRANCH)	4.50	26 Oct, 2027	0.02
MEIJI YASUDA LIFE INSURANCE CO	5.10	26 Apr, 2048	0.02
VODAFONE GROUP PLC	4.88	19 Jun, 2049	0.02
LOWE'S COMPANIES INC	5.15	01 Jul, 2033	0.02
COOPERATIEVE RABOBANK UA	5.56	28 Feb, 2029	0.02

Issuer Name	Coupon (%)	Maturity Date	Weight (%)
UNICREDIT SPA	5.86	19 Jun, 2032	0.02
ERAC USA FINANCE LLC	4.60	01 May, 2028	0.02
NISOURCE INC	5.75	15 Jul, 2056	0.02
BANK OF NOVA SCOTIA	5.13	14 Feb, 2031	0.02
UBS AG (STAMFORD BRANCH)	7.50	15 Feb, 2028	0.02
UNITEDHEALTH GROUP INC	5.25	15 Feb, 2028	0.02
VERIZON COMMUNICATIONS INC	4.52	15 Sep, 2048	0.02
THERMO FISHER SCIENTIFIC INC	5.09	10 Aug, 2033	0.02
DELL INTERNATIONAL LLC	5.25	01 Feb, 2028	0.02
BANK OF NEW YORK MELLON CORP	4.97	26 Apr, 2034	0.02
SIEMENS FUNDING BV	4.60	28 May, 2030	0.02
UNION PACIFIC CORP	5.10	20 Feb, 2035	0.02
GILEAD SCIENCES INC	5.10	15 Jun, 2035	0.02
LOWE'S COMPANIES INC	3.70	15 Apr, 2046	0.02
AON NORTH AMERICA INC	5.15	01 Mar, 2029	0.02
HOME DEPOT INC	4.88	25 Jun, 2027	0.02
ELI LILLY AND CO	4.00	15 Oct, 2028	0.02
CAIXABANK SA	5.58	03 Jul, 2036	0.02
mitsubishi UFJ Financial Group Inc	5.42	22 Feb, 2029	0.02
TOYOTA MOTOR CREDIT CORP	4.50	14 May, 2027	0.02
TRUIST FINANCIAL CORP	5.15	05 Aug, 2032	0.02
MARRIOTT INTERNATIONAL INC	2.85	15 Apr, 2031	0.02
NATIONWIDE BUILDING SOCIETY	5.54	14 Jul, 2036	0.02
KENVUE INC	5.00	22 Mar, 2030	0.02
APPLE INC	4.20	12 May, 2030	0.02
TARGA RESOURCES CORP	5.50	15 Feb, 2035	0.02
ENTERPRISE PRODUCTS OPERATING LLC	4.25	15 Feb, 2048	0.02
NATIONAL BANK OF CANADA	4.50	10 Oct, 2029	0.02
NEW YORK LIFE GLOBAL FUNDING	4.85	09 Jan, 2028	0.02
CISCO SYSTEMS INC	4.75	24 Feb, 2030	0.02
BANCO SANTANDER SA	4.25	11 Apr, 2027	0.02
PEPSICO INC	4.60	07 Feb, 2030	0.02
STRYKER CORP	5.20	10 Feb, 2035	0.02
TARGA RESOURCES CORP	5.55	15 Aug, 2035	0.02
FAIRFAX FINANCIAL HOLDINGS LTD	6.35	22 Mar, 2054	0.02
BIOGEN INC	5.20	15 Sep, 2045	0.02
DELTA AIR LINES INC	5.25	10 Jul, 2030	0.02
ABBVIE INC	4.88	15 Mar, 2030	0.02
CF INDUSTRIES INC	5.30	26 Nov, 2035	0.02
BMW US CAPITAL LLC	5.05	11 Aug, 2028	0.02
FRONTIER COMMUNICATIONS HOLDINGS LLC	6.00	15 Jan, 2030	0.02
ABBVIE INC	5.20	15 Mar, 2035	0.02
SIEMENS FUNDING BV	4.35	26 May, 2028	0.02

Issuer Name	Coupon (%)	Maturity Date	Weight (%)
DANSKE BANK A/S	4.61	02 Oct, 2030	0.02
TARGET CORP	4.80	15 Jan, 2053	0.02
CROWN CASTLE INC	5.00	11 Jan, 2028	0.02
TORONTO-DOMINION BANK	4.57	02 Jun, 2028	0.02
ENBRIDGE INC	5.75	15 Jul, 2080	0.02
HOME DEPOT INC	3.30	15 Apr, 2040	0.02
TOYOTA MOTOR CREDIT CORP	4.63	12 Jan, 2028	0.02
APPLOVIN CORP	5.50	01 Dec, 2034	0.02
APPLE INC	4.30	10 May, 2033	0.02
KRATON CORP	5.00	15 Jul, 2027	0.02
ENTERPRISE PRODUCTS OPERATING LLC	4.15	16 Oct, 2028	0.02
DELTA AIR LINES INC	4.95	10 Jul, 2028	0.02
YARA INTERNATIONAL ASA	4.75	01 Jun, 2028	0.02
ERAC USA FINANCE LLC	4.90	01 May, 2033	0.02
BANK OF NEW YORK MELLON CORP	4.97	14 Mar, 2030	0.02
AT&T INC	3.85	01 Jun, 2060	0.02
JOHN DEERE CAPITAL CORP	4.50	16 Jan, 2029	0.02
MICROCHIP TECHNOLOGY INC	5.05	15 Feb, 2030	0.02
MIZUHO FINANCIAL GROUP INC	5.41	13 Sep, 2028	0.02
ING GROEP NV	5.53	25 Mar, 2036	0.02
CORNING INC	5.45	15 Nov, 2079	0.02
BANK OF NEW YORK MELLON CORP	5.19	14 Mar, 2035	0.02
INTERNATIONAL BUSINESS MACHINES CORP	4.80	10 Feb, 2030	0.02
NATWEST GROUP PLC	5.52	30 Sep, 2028	0.02
NORDEA BANK ABP	5.38	22 Sep, 2027	0.02
ELI LILLY AND CO	5.55	15 Oct, 2055	0.02
BLACKROCK INC	5.00	14 Mar, 2034	0.02
MICROCHIP TECHNOLOGY INC	5.05	15 Mar, 2029	0.02
CIGNA GROUP	3.40	15 Mar, 2051	0.02
MIZUHO FINANCIAL GROUP INC	5.32	08 Jul, 2036	0.02
KENVUE INC	5.05	22 Mar, 2028	0.02
ELI LILLY AND CO	4.50	09 Feb, 2029	0.02
CINTAS CORPORATION NO 2	3.70	01 Apr, 2027	0.02
SANTANDER HOLDINGS USA INC	5.35	06 Sep, 2030	0.02
SWEDBANK AB	5.34	20 Sep, 2027	0.02
EQUITABLE HOLDINGS INC	4.35	20 Apr, 2028	0.02
KLA CORP	4.65	15 Jul, 2032	0.02
NORTHERN TRUST CORP	4.00	10 May, 2027	0.02
INTERCONTINENTAL EXCHANGE INC	4.25	21 Sep, 2048	0.02
EXELON CORP	5.15	15 Mar, 2028	0.02
GE HEALTHCARE TECHNOLOGIES INC	4.80	14 Aug, 2029	0.02
JH NORTH AMERICA HOLDINGS INC	6.13	31 Jul, 2032	0.02
CISCO SYSTEMS INC	4.55	24 Feb, 2028	0.02

Issuer Name	Coupon (%)	Maturity Date	Weight (%)
PLAINS ALL AMERICAN PIPELINE LP	5.60	15 Jan, 2036	0.02
CAIXABANK SA	4.88	03 Jul, 2031	0.02
ELEVANCE HEALTH INC	2.25	15 May, 2030	0.02
ELI LILLY AND CO	4.55	12 Feb, 2028	0.02
AT&T INC	4.70	15 Aug, 2030	0.02
ELI LILLY AND CO	5.65	15 Oct, 2065	0.02
AMERICAN EXPRESS CO	4.05	03 May, 2029	0.02
INTERNATIONAL BUSINESS MACHINES CORP	4.65	10 Feb, 2028	0.02
DEUTSCHE BANK AG (NEW YORK BRANCH)	4.88	01 Dec, 2032	0.02
BOSTON PROPERTIES LP	4.50	01 Dec, 2028	0.02
RIO TINTO FINANCE (USA) PLC	5.13	09 Mar, 2053	0.02
TOYOTA MOTOR CREDIT CORP	4.55	09 Aug, 2029	0.02
TORONTO-DOMINION BANK	4.11	13 Oct, 2028	0.02
HONDA MOTOR CO LTD	5.34	08 Jul, 2035	0.02
CAIXABANK SA	4.63	03 Jul, 2029	0.02
ING GROEP NV	5.07	25 Mar, 2031	0.02
NEW YORK LIFE GLOBAL FUNDING	5.00	09 Jan, 2034	0.02
BROWN & BROWN INC	5.55	23 Jun, 2035	0.02
MARRIOTT INTERNATIONAL INC	4.63	15 Jun, 2030	0.02
NXP BV	5.00	15 Jan, 2033	0.02
COMCAST CORP	4.80	15 May, 2033	0.02
PFIZER INC	3.88	15 Nov, 2027	0.02
BROWN & BROWN INC	6.25	23 Jun, 2055	0.02
MARRIOTT INTERNATIONAL INC	5.35	15 Mar, 2035	0.02
WELLTOWER OP LLC	4.50	01 Jul, 2030	0.02
ELI LILLY AND CO	4.70	27 Feb, 2033	0.02
EMD FINANCE LLC	4.63	15 Oct, 2032	0.02
ENBRIDGE INC	5.50	15 Jul, 2077	0.02
ALPHABET INC	3.88	15 Nov, 2028	0.02
CANADIAN IMPERIAL BANK OF COMMERCE	3.45	07 Apr, 2027	0.02
INTERNATIONAL BUSINESS MACHINES CORP	4.50	06 Feb, 2028	0.02
FISERV INC	4.20	01 Oct, 2028	0.02
WORKDAY INC	3.50	01 Apr, 2027	0.02
EMD FINANCE LLC	4.38	15 Oct, 2030	0.02
GENERAL MOTORS FINANCIAL COMPANY INC	4.20	27 Oct, 2028	0.02
METROPOLITAN LIFE GLOBAL FUNDING I	5.15	28 Mar, 2033	0.02
STATE STREET CORP	4.53	20 Feb, 2029	0.02
PNC BANK NA (DELAWARE)	4.43	21 Jul, 2028	0.02
BROADCOM INC	4.20	15 Oct, 2030	0.02
FIFTH THIRD BANCORP	4.77	28 Jul, 2030	0.02
REGIONS FINANCIAL CORP	5.50	06 Sep, 2035	0.02
MICROCHIP TECHNOLOGY INC	4.90	15 Mar, 2028	0.02
PEPSICO INC	4.45	15 Feb, 2033	0.02

Issuer Name	Coupon (%)	Maturity Date	Weight (%)
METLIFE INC	4.55	23 Mar, 2030	0.02
BANK OF MONTREAL	4.70	14 Sep, 2027	0.02
TARGA RESOURCES PARTNERS LP	4.88	01 Feb, 2031	0.02
PHILLIPS 66 CO	6.20	15 Mar, 2056	0.02
TOYOTA MOTOR CREDIT CORP	4.55	20 Sep, 2027	0.02
PLAINS ALL AMERICAN PIPELINE LP	4.70	15 Jan, 2031	0.02
SALESFORCE INC	6.70	15 Mar, 2066	0.02
M&T BANK CORP	5.38	16 Jan, 2036	0.02
MARSH & MCLENNAN COMPANIES INC	4.65	15 Mar, 2030	0.02
TARGET CORP	4.50	15 Sep, 2032	0.02
MERCEDES-BENZ FINANCE NORTH AMERICA LLC	4.80	30 Mar, 2028	0.02
CAPITAL ONE FINANCIAL CORP	3.65	11 May, 2027	0.02
ING GROEP NV	4.05	09 Apr, 2029	0.02
ENTERPRISE PRODUCTS OPERATING LLC	4.20	31 Jan, 2050	0.02
PARKER-HANNIFIN CORP	4.50	15 Sep, 2029	0.02
PFIZER INC	4.20	15 Nov, 2030	0.02
ALPHABET INC	2.25	15 Aug, 2060	0.02
ENTERPRISE PRODUCTS OPERATING LLC	4.85	31 Jan, 2034	0.02
MACQUARIE BANK LTD	5.64	13 Aug, 2036	0.02
HOME DEPOT INC	3.90	06 Dec, 2028	0.02
SUMITOMO MITSUI FINANCIAL GROUP, INC	5.84	09 Jul, 2044	0.02
BARCLAYS PLC	4.84	10 Sep, 2028	0.02
GENERAL ELECTRIC CO	4.90	29 Jan, 2036	0.02
ROYAL BANK OF CANADA	4.70	06 Aug, 2031	0.02
SEMPRA	4.13	01 Apr, 2052	0.02
APPLE INC	2.80	08 Feb, 2061	0.02
TARGA RESOURCES CORP	6.13	15 May, 2055	0.02
DOW CHEMICAL CO	4.38	15 Nov, 2042	0.02
LIBERTY MUTUAL GROUP INC	4.57	01 Feb, 2029	0.02
COMCAST CORP	6.05	15 May, 2055	0.02
GENERAL ELECTRIC CO	4.30	29 Jul, 2030	0.02
MERCK & CO INC	4.45	04 Dec, 2032	0.02
ENTERPRISE PRODUCTS OPERATING LLC	5.25	16 Aug, 2077	0.02
TARGA RESOURCES CORP	5.40	30 Jul, 2036	0.02
ELI LILLY AND CO	4.20	14 Aug, 2029	0.02
NISOURCE INC	3.49	15 May, 2027	0.02
SANTANDER UK GROUP HOLDINGS PLC	4.86	11 Sep, 2030	0.02
MPLX LP	4.95	01 Sep, 2032	0.02
NXP BV	4.30	18 Jun, 2029	0.02
QUALCOMM INC	4.65	20 May, 2035	0.02
SANTANDER UK GROUP HOLDINGS PLC	3.82	03 Nov, 2028	0.02
ASTRAZENECA PLC	4.00	17 Jan, 2029	0.02
CHARLES SCHWAB CORP	4.34	14 Nov, 2031	0.02

Issuer Name	Coupon (%)	Maturity Date	Weight (%)
NOVARTIS CAPITAL CORP	5.60	18 Mar, 2046	0.02
CREDIT AGRICOLE SA	4.63	11 Sep, 2028	0.02
MERCK & CO INC	4.55	15 Sep, 2032	0.02
WESTPAC BANKING CORP	4.04	26 Aug, 2027	0.02
NOVARTIS CAPITAL CORP	3.10	17 May, 2027	0.02
STANDARD CHARTERED PLC	4.30	21 May, 2030	0.02
DNB BANK ASA	4.38	04 Nov, 2031	0.02
WALMART INC	3.95	09 Sep, 2027	0.02
SYNCHRONY FINANCIAL	3.95	01 Dec, 2027	0.02
HP INC	4.00	15 Apr, 2029	0.02
CONSOLIDATED EDISON COMPANY OF NEW YORK INC	5.70	15 May, 2054	0.02
TORONTO-DOMINION BANK	3.91	13 Jan, 2028	0.02
ZOETIS INC	5.00	17 Aug, 2035	0.02
ROYAL BANK OF CANADA	4.30	03 Nov, 2031	0.02
COSTCO WHOLESALE CORP	3.00	18 May, 2027	0.02
PHILLIPS 66 CO	5.88	15 Mar, 2056	0.02
M&T BANK CORP	5.05	27 Jan, 2034	0.02
BAXTER INTERNATIONAL INC	5.65	15 Dec, 2035	0.02
CIGNA GROUP	4.50	15 Sep, 2030	0.02
AIA GROUP LTD	3.60	09 Apr, 2029	0.02
UNILEVER CAPITAL CORP	2.90	05 May, 2027	0.02
INTEL CORP	3.15	11 May, 2027	0.02
SANOFI SA	3.63	19 Jun, 2028	0.02
KEURIG DR PEPPER INC	3.95	15 Apr, 2029	0.02
MEDTRONIC GLOBAL HOLDINGS SCA	4.25	30 Mar, 2028	0.02
MCDONALD'S CORP	3.50	01 Jul, 2027	0.02
BMW US CAPITAL LLC	4.40	19 Mar, 2029	0.02
EXPEDIA GROUP INC	5.40	15 Feb, 2035	0.02
MANULIFE FINANCIAL CORP	4.99	11 Dec, 2035	0.02
HCA INC	3.50	15 Jul, 2051	0.02
CADENCE DESIGN SYSTEMS INC	4.30	10 Sep, 2029	0.02
STANDARD CHARTERED PLC	4.30	13 Jan, 2030	0.02
KEYBANK NA	5.00	26 Jan, 2033	0.02
BPCE SA	4.76	13 Jan, 2032	0.02
BMW US CAPITAL LLC	4.15	09 Apr, 2030	0.02
PROGRESSIVE CORP	5.15	26 Mar, 2036	0.02
VINCI SA	3.75	10 Apr, 2029	0.02
DEUTSCHE BANK AG (NEW YORK BRANCH)	4.47	10 Dec, 2031	0.02
PRUDENTIAL FINANCIAL INC	5.70	15 Sep, 2048	0.02
AMGEN INC	3.20	02 Nov, 2027	0.02
GLOBAL PAYMENTS INC	5.20	15 Nov, 2032	0.02
PNC BANK NA (DELAWARE)	3.10	25 Oct, 2027	0.02
LSEG US FIN CORP	5.25	23 Mar, 2036	0.02

Issuer Name	Coupon (%)	Maturity Date	Weight (%)
MERCEDES-BENZ FINANCE NORTH AMERICA LLC	4.13	10 Mar, 2028	0.02
APPLE INC	3.00	20 Jun, 2027	0.02
STATE STREET CORP	4.78	23 Oct, 2036	0.02
BMW US CAPITAL LLC	4.50	11 Aug, 2030	0.02
UNION PACIFIC CORP	5.60	01 Dec, 2054	0.02
GE VERNOVA INC	4.88	04 Feb, 2036	0.02
HUNTINGTON BANCSHARES INC	4.62	28 Jan, 2032	0.02
MIZUHO FINANCIAL GROUP INC	4.25	11 Sep, 2029	0.02
AERCAP IRELAND CAPITAL DAC	3.65	21 Jul, 2027	0.02
AMERICAN EXPRESS CO	4.46	10 Feb, 2032	0.02
COMMONWEALTH BANK OF AUSTRALIA	3.90	16 Mar, 2028	0.02
MITSUBISHI UFJ FINANCIAL GROUP INC	5.19	12 Sep, 2036	0.02
TRANSCONTINENTAL GAS PIPE LINE COMPANY LLC	5.10	15 Mar, 2036	0.02
CANADIAN IMPERIAL BANK OF COMMERCE	4.58	08 Sep, 2031	0.02
HALLIBURTON CO	4.85	15 Nov, 2035	0.02
NATWEST GROUP PLC	3.07	22 May, 2028	0.02
TWDC ENTERPRISES 18 CORP	2.95	15 Jun, 2027	0.02
UNILEVER CAPITAL CORP	4.63	12 Aug, 2034	0.02
MITSUBISHI UFJ FINANCIAL GROUP INC	4.05	11 Sep, 2028	0.02
DIGITAL REALTY TRUST LP	3.70	15 Aug, 2027	0.02
HCA INC	4.60	15 Nov, 2032	0.02
EQUINIX INC	2.15	15 Jul, 2030	0.02
LAM RESEARCH CORP	4.00	15 Mar, 2029	0.02
FEDEX FREIGHT HOLDING COMPANY, INC	4.30	15 Mar, 2029	0.02
WESTPAC BANKING CORP	3.40	25 Jan, 2028	0.02
CHARLES SCHWAB CORP	4.91	14 Nov, 2036	0.02
IBM INTERNATIONAL CAPITAL PTE LTD	4.90	05 Feb, 2034	0.02
PAYPAL HOLDINGS INC	4.40	01 Jun, 2032	0.02
NEW YORK LIFE GLOBAL FUNDING	4.55	28 Jan, 2033	0.02
ELEVANCE HEALTH INC	4.75	15 Feb, 2033	0.02
UNITED PARCEL SERVICE INC	3.05	15 Nov, 2027	0.02
VERIZON COMMUNICATIONS INC	3.88	08 Feb, 2029	0.02
MITSUBISHI UFJ FINANCIAL GROUP INC	3.29	25 Jul, 2027	0.02
COMCAST CORP	4.65	15 Feb, 2033	0.02
THERMO FISHER SCIENTIFIC INC	4.21	12 Feb, 2031	0.02
FEDEX FREIGHT HOLDING COMPANY, INC	4.65	15 Mar, 2031	0.02
METLIFE INC	5.85	15 Mar, 2056	0.02
SYDNEY AIRPORT FINANCE COMPANY PTY LTD	5.25	26 Mar, 2036	0.02
CRH AMERICA FINANCE INC	4.40	09 Feb, 2031	0.02
GILEAD SCIENCES INC	5.55	15 Oct, 2053	0.02
SMURFIT KAPPA TREASURY UNLIMITED CO	5.78	03 Apr, 2054	0.02
EXELON CORP	5.60	15 Mar, 2053	0.02
FIFTH THIRD BANCORP	4.57	29 Apr, 2032	0.02

Issuer Name	Coupon (%)	Maturity Date	Weight (%)
TARGET CORP	3.38	15 Apr, 2029	0.02
OVERSEA-CHINESE BANKING CORPORATION LTD	4.55	08 Sep, 2035	0.02
US BANCORP	5.03	26 Jan, 2037	0.02
ELEVANCE HEALTH INC	5.00	15 Jan, 2036	0.02
HP INC	3.00	17 Jun, 2027	0.02
EXPEDIA GROUP INC	3.80	15 Feb, 2028	0.02
CITIGROUP INC	5.88	30 Jan, 2042	0.02
WALT DISNEY CO	3.75	14 Mar, 2029	0.02
CRH AMERICA FINANCE INC	5.00	09 Feb, 2036	0.02
GENERAL MILLS INC	4.95	29 Mar, 2033	0.02
BANCO BILBAO VIZCAYA ARGENTARIA SA	4.15	03 Mar, 2029	0.02
DEUTSCHE BANK AG (NEW YORK BRANCH)	4.72	06 Feb, 2032	0.02
CAMPBELL'S CO	4.15	15 Mar, 2028	0.02
mitsubishi UFJ Financial Group Inc	4.53	12 Sep, 2031	0.02
CROWN CASTLE INC	3.65	01 Sep, 2027	0.02
AMGEN INC	4.20	19 Feb, 2031	0.02
ROPER TECHNOLOGIES INC	4.90	15 Oct, 2034	0.02
BANCO SANTANDER SA	3.80	23 Feb, 2028	0.02
CROWN CASTLE INC	3.80	15 Feb, 2028	0.02
BRISTOL-MYERS SQUIBB CO	3.55	15 Mar, 2042	0.02
PFIZER INC	3.60	15 Sep, 2028	0.02
MPLX LP	5.30	01 Apr, 2036	0.02
STANDARD CHARTERED PLC	5.24	13 Jan, 2037	0.02
BARCLAYS PLC	4.22	24 May, 2030	0.02
CHENIERE ENERGY INC	5.20	30 Jul, 2036	0.02
PHILLIPS 66	4.65	15 Nov, 2034	0.02
TRUIST FINANCIAL CORP	4.92	28 Jul, 2033	0.02
MEDTRONIC GLOBAL HOLDINGS SCA	4.50	30 Mar, 2033	0.02
UBER TECHNOLOGIES INC	4.15	15 Jan, 2031	0.02
MPLX LP	6.20	15 Sep, 2055	0.02
APPLE INC	2.95	11 Sep, 2049	0.02
BANK OF MONTREAL	4.35	22 Sep, 2031	0.02
SUMITOMO MITSUI FINANCIAL GROUP, INC	5.80	08 Jul, 2046	0.02
SOCIETE GENERALE SA	5.40	10 Apr, 2037	0.02
MERCK & CO INC	4.15	15 Mar, 2031	0.02
HCA INC	4.90	15 Nov, 2035	0.02
CHARTER COMMUNICATIONS OPERATING LLC	3.75	15 Feb, 2028	0.02
EATON CORP	4.50	06 Mar, 2033	0.02
UNITED PARCEL SERVICE INC	5.05	03 Mar, 2053	0.02
CADENCE DESIGN SYSTEMS INC	4.70	10 Sep, 2034	0.02
BLACKROCK FINANCE INC	3.25	30 Apr, 2029	0.02
NOVARTIS CAPITAL CORP	3.80	18 Sep, 2029	0.02
ROCHE HOLDINGS INC	4.59	09 Sep, 2034	0.02

Issuer Name	Coupon (%)	Maturity Date	Weight (%)
AFLAC INC	3.60	01 Apr, 2030	0.02
FISERV INC	4.55	15 Feb, 2031	0.02
SEMPRA	3.40	01 Feb, 2028	0.02
CSL FINANCE PLC	4.25	27 Apr, 2032	0.02
MERCK & CO INC	5.70	04 Dec, 2065	0.02
NATIONWIDE BUILDING SOCIETY	3.96	18 Jul, 2030	0.02
FIFTH THIRD BANCORP	5.14	29 Jan, 2037	0.02
INTERCONTINENTAL EXCHANGE INC	3.63	01 Sep, 2028	0.02
KBC GROEP NV	4.45	23 Sep, 2031	0.02
GLAXOSMITHKLINE CAPITAL PLC	3.38	01 Jun, 2029	0.02
AIA GROUP LTD	3.38	07 Apr, 2030	0.02
HOME DEPOT INC	2.80	14 Sep, 2027	0.02
UBS GROUP AG	4.40	23 Sep, 2031	0.02
CENCORA INC	4.90	13 Feb, 2036	0.02
FISERV INC	5.25	11 Aug, 2035	0.02
MPLX LP	5.95	01 Apr, 2055	0.02
AUTOMATIC DATA PROCESSING INC	4.45	09 Sep, 2034	0.02
SUMITOMO MITSUI FINANCIAL GROUP, INC	5.57	15 Jan, 2047	0.02
FISERV INC	2.25	01 Jun, 2027	0.02
INTERNATIONAL BUSINESS MACHINES CORP	4.95	03 Feb, 2036	0.02
STANDARD CHARTERED PLC	4.53	05 Jun, 2032	0.02
INTEL CORP	4.10	19 May, 2046	0.02
GILEAD SCIENCES INC	5.50	15 Nov, 2054	0.02
NEWS CORP	3.88	15 May, 2029	0.02
FEDEX FREIGHT HOLDING COMPANY, INC	5.25	15 Mar, 2036	0.02
UNITEDHEALTH GROUP INC	4.63	15 Jul, 2035	0.02
LLOYDS BANKING GROUP PLC	5.67	10 Feb, 2047	0.02
APPLE INC	3.25	08 Aug, 2029	0.02
MCDONALD'S CORP	3.60	01 Jul, 2030	0.02
PRUDENTIAL FINANCIAL INC	5.13	01 Mar, 2052	0.02
MARSH & MCLENNAN COMPANIES INC	5.70	15 Sep, 2053	0.02
STARBUCKS CORP	3.55	15 Aug, 2029	0.02
PFIZER INC	4.00	15 Mar, 2049	0.02
NISOURCE INC	3.60	01 May, 2030	0.02
DT MIDSTREAM INC	4.38	15 Jun, 2031	0.02
CROWN CASTLE INC	2.25	15 Jan, 2031	0.02
GILEAD SCIENCES INC	4.60	01 Sep, 2035	0.02
WALT DISNEY CO	4.63	14 Mar, 2036	0.02
APPLE INC	3.75	13 Nov, 2047	0.02
PLAINS ALL AMERICAN PIPELINE LP	3.55	15 Dec, 2029	0.02
TOYOTA MOTOR CREDIT CORP	3.38	01 Apr, 2030	0.02
BANK OF AMERICA CORP	3.95	23 Jan, 2049	0.02
ROYAL BANK OF CANADA	3.88	04 May, 2032	0.02

Issuer Name	Coupon (%)	Maturity Date	Weight (%)
LOWE'S COMPANIES INC	4.45	01 Apr, 2062	0.02
ELEVANCE HEALTH INC	5.13	15 Feb, 2053	0.02
BANCO BILBAO VIZCAYA ARGENTARIA SA	5.13	03 Mar, 2036	0.02
FEDEX CORP	5.25	15 May, 2050	0.02
PARKER-HANNIFIN CORP	3.25	14 Jun, 2029	0.02
HOME DEPOT INC	4.65	15 Sep, 2035	0.02
CAMPBELL'S CO	5.40	21 Mar, 2034	0.02
COMCAST CORP	2.80	15 Jan, 2051	0.02
ROPER TECHNOLOGIES INC	5.10	15 Sep, 2035	0.02
WALT DISNEY CO	2.20	13 Jan, 2028	0.02
BIOGEN INC	3.15	01 May, 2050	0.02
CATERPILLAR FINANCIAL SERVICES CORP	4.60	15 Nov, 2027	0.02
MASTERCARD INC	2.95	01 Jun, 2029	0.02
GENERAL MOTORS CO	5.15	01 Apr, 2038	0.02
CUMMINS INC	5.45	20 Feb, 2054	0.02
EATON CORP	5.45	06 Mar, 2056	0.02
DOLLAR GENERAL CORP	3.50	03 Apr, 2030	0.02
HCA INC	5.90	01 Jun, 2053	0.02
TEXAS INSTRUMENTS INC	4.90	14 Mar, 2033	0.02
BANCO SANTANDER SA	3.31	27 Jun, 2029	0.02
MARSH & MCLENNAN COMPANIES INC	4.55	08 Nov, 2027	0.02
CHARTER COMMUNICATIONS OPERATING LLC	5.13	01 Jul, 2049	0.02
GENERAL MOTORS FINANCIAL COMPANY INC	2.40	10 Apr, 2028	0.02
HALEON US CAPITAL LLC	3.38	24 Mar, 2029	0.02
INTEL CORP	5.63	10 Feb, 2043	0.02
BRITISH TELECOMMUNICATIONS PLC	3.25	08 Nov, 2029	0.02
SANTANDER UK GROUP HOLDINGS PLC	5.14	22 Sep, 2036	0.02
NIPPON LIFE INSURANCE CO	6.25	13 Sep, 2053	0.02
DEUTSCHE TELEKOM INTERNATIONAL FINANCE BV	4.38	21 Jun, 2028	0.02
NXP BV	3.40	01 May, 2030	0.02
VODAFONE GROUP PLC	5.88	28 Jun, 2064	0.02
PRUDENTIAL FUNDING (ASIA) PLC	3.13	14 Apr, 2030	0.02
ERAC USA FINANCE LLC	5.40	01 May, 2053	0.02
GE VERNOVA INC	5.50	04 Feb, 2056	0.02
PRUDENTIAL FUNDING (ASIA) PLC	2.95	03 Nov, 2033	0.02
TARGA RESOURCES PARTNERS LP	5.50	01 Mar, 2030	0.02
BANK OF NEW YORK MELLON CORP	6.32	25 Oct, 2029	0.02
ING GROEP NV	4.25	28 Mar, 2033	0.02
ENBRIDGE INC	3.13	15 Nov, 2029	0.02
ROYALTY PHARMA PLC	1.75	02 Sep, 2027	0.02
HCA INC	5.95	15 Sep, 2054	0.02
ENTERPRISE PRODUCTS OPERATING LLC	4.45	15 Feb, 2043	0.02
BANCO SANTANDER SA	3.49	28 May, 2030	0.02

Issuer Name	Coupon (%)	Maturity Date	Weight (%)
ELEVANCE HEALTH INC	5.65	15 Jun, 2054	0.02
COMCAST CORP	3.40	15 Jul, 2046	0.02
LSEG FINANCE PLC	2.00	06 Apr, 2028	0.02
ABBVIE INC	4.30	14 May, 2036	0.02
ALPHABET INC	0.80	15 Aug, 2027	0.02
HCA INC	5.13	15 Jun, 2039	0.02
GENERAL MOTORS FINANCIAL COMPANY INC	2.40	15 Oct, 2028	0.02
TARGA RESOURCES PARTNERS LP	4.00	15 Jan, 2032	0.02
US BANCORP	3.00	30 Jul, 2029	0.02
LOWE'S COMPANIES INC	5.80	15 Sep, 2062	0.02
UNITEDHEALTH GROUP INC	2.88	15 Aug, 2029	0.02
BRISTOL-MYERS SQUIBB CO	1.13	13 Nov, 2027	0.02
APPLE INC	4.10	08 Aug, 2062	0.02
AUTOMATIC DATA PROCESSING INC	1.70	15 May, 2028	0.02
CANADIAN IMPERIAL BANK OF COMMERCE	3.60	07 Apr, 2032	0.02
ARCHER-DANIELS-MIDLAND CO	3.25	27 Mar, 2030	0.02
COOPERATIEVE RABOBANK UA	3.76	06 Apr, 2033	0.02
PEPSICO INC	2.63	29 Jul, 2029	0.02
CONAGRA BRANDS INC	1.38	01 Nov, 2027	0.02
TARGA RESOURCES CORP	6.13	15 Mar, 2033	0.02
CONAGRA BRANDS INC	5.30	01 Nov, 2038	0.02
AT&T INC	4.25	01 Mar, 2050	0.02
MCDONALD'S CORP	6.30	15 Oct, 2037	0.02
METROPOLITAN LIFE GLOBAL FUNDING I	2.95	09 Apr, 2030	0.02
ORACLE CORP	5.50	27 Sep, 2064	0.02
ABN AMRO BANK NV	2.47	13 Dec, 2029	0.02
MIZUHO FINANCIAL GROUP INC	5.75	27 May, 2034	0.02
NOMURA HOLDINGS INC	2.17	14 Jul, 2028	0.02
DOW CHEMICAL CO	6.90	15 May, 2053	0.02
BELL TELEPHONE COMPANY OF CANADA OR BELL CANADA	4.46	01 Apr, 2048	0.02
TRUIST FINANCIAL CORP	1.89	07 Jun, 2029	0.02
CHARTER COMMUNICATIONS OPERATING LLC	4.40	01 Apr, 2033	0.02
ALCON FINANCE CORP	3.00	23 Sep, 2029	0.02
CSX CORP	4.25	15 Mar, 2029	0.02
EMERSON ELECTRIC CO	2.00	21 Dec, 2028	0.02
MERCK & CO INC	1.90	10 Dec, 2028	0.01
MCDONALD'S CORP	2.63	01 Sep, 2029	0.01
LOWE'S COMPANIES INC	1.30	15 Apr, 2028	0.01
GILEAD SCIENCES INC	2.80	01 Oct, 2050	0.01
VERIZON COMMUNICATIONS INC	5.50	23 Feb, 2054	0.01
SUMITOMO MITSUI FINANCIAL GROUP, INC	5.81	14 Sep, 2033	0.01
UNITEDHEALTH GROUP INC	2.95	15 Oct, 2027	0.01
AMAZON.COM INC	4.10	13 Apr, 2062	0.01

Issuer Name	Coupon (%)	Maturity Date	Weight (%)
COMCAST CORP	4.20	15 Aug, 2034	0.01
QUANTA SERVICES INC	2.90	01 Oct, 2030	0.01
INTERNATIONAL BUSINESS MACHINES CORP	5.70	10 Feb, 2055	0.01
BPCE SA	6.51	18 Jan, 2035	0.01
MICRON TECHNOLOGY INC	5.88	15 Sep, 2033	0.01
CHARTER COMMUNICATIONS OPERATING LLC	6.65	01 Feb, 2034	0.01
APPLE INC	2.55	20 Aug, 2060	0.01
HALLIBURTON CO	2.92	01 Mar, 2030	0.01
TIME WARNER CABLE LLC	4.50	15 Sep, 2042	0.01
NORFOLK SOUTHERN CORP	5.35	01 Aug, 2054	0.01
HUNTINGTON NATIONAL BANK	5.65	10 Jan, 2030	0.01
MORGAN STANLEY	4.46	22 Apr, 2039	0.01
HOME DEPOT INC	1.50	15 Sep, 2028	0.01
AON CORP	2.80	15 May, 2030	0.01
NESTLE HOLDINGS INC	1.50	14 Sep, 2028	0.01
CATERPILLAR FINANCIAL SERVICES CORP	3.75	23 Feb, 2029	0.01
TENNESSEE GAS PIPELINE COMPANY LLC	2.90	01 Mar, 2030	0.01
SALESFORCE INC	1.50	15 Jul, 2028	0.01
NOMURA HOLDINGS INC	6.07	12 Jul, 2028	0.01
LOWE'S COMPANIES INC	1.70	15 Sep, 2028	0.01
3M CO	2.38	26 Aug, 2029	0.01
UNITED PARCEL SERVICE INC	5.15	22 May, 2034	0.01
RELX CAPITAL INC	4.00	18 Mar, 2029	0.01
INTEL CORP	1.60	12 Aug, 2028	0.01
CSX CORP	4.10	15 Nov, 2032	0.01
BLACKROCK FINANCE INC	2.40	30 Apr, 2030	0.01
COCA-COLA CO	2.13	06 Sep, 2029	0.01
METLIFE INC	5.25	15 Jan, 2054	0.01
MITSUBISHI UFJ FINANCIAL GROUP INC	5.26	17 Apr, 2030	0.01
MARRIOTT INTERNATIONAL INC	3.50	15 Oct, 2032	0.01
TORONTO-DOMINION BANK	4.99	05 Apr, 2029	0.01
SUMITOMO MITSUI FINANCIAL GROUP, INC	5.42	09 Jul, 2031	0.01
BARCLAYS PLC	3.56	23 Sep, 2035	0.01
BANQUE FEDERATIVE DU CREDIT MUTUEL SA	5.54	22 Jan, 2030	0.01
AMGEN INC	3.35	22 Feb, 2032	0.01
MOTOROLA SOLUTIONS INC	5.40	15 Apr, 2034	0.01
ENBRIDGE INC	5.55	20 Jun, 2035	0.01
VISA INC	2.00	15 Aug, 2050	0.01
S&P GLOBAL INC	4.25	01 May, 2029	0.01
CDW LLC	3.57	01 Dec, 2031	0.01
TARGET CORP	4.00	01 Jul, 2042	0.01
HUMANA INC	5.75	15 Apr, 2054	0.01
PFIZER INC	4.00	15 Dec, 2036	0.01

Issuer Name	Coupon (%)	Maturity Date	Weight (%)
MICROSOFT CORP	4.25	06 Feb, 2047	0.01
ABBVIE INC	4.85	15 Jun, 2044	0.01
UNICREDIT SPA	3.13	03 Jun, 2032	0.01
PHILLIPS 66 CO	5.30	30 Jun, 2033	0.01
MIZUHO FINANCIAL GROUP INC	5.42	13 May, 2036	0.01
PROLOGIS LP	2.25	15 Apr, 2030	0.01
LIBERTY MUTUAL GROUP INC	5.50	15 Jun, 2052	0.01
NEW YORK LIFE INSURANCE CO	3.75	15 May, 2050	0.01
CANADIAN IMPERIAL BANK OF COMMERCE	5.25	13 Jan, 2031	0.01
MARATHON PETROLEUM CORP	5.70	01 Mar, 2035	0.01
ROYAL BANK OF CANADA	5.00	02 May, 2033	0.01
CATERPILLAR FINANCIAL SERVICES CORP	4.70	15 Nov, 2029	0.01
NOVARTIS CAPITAL CORP	4.30	05 Nov, 2032	0.01
LIBERTY MUTUAL GROUP INC	3.95	15 Oct, 2050	0.01
NTT FINANCE CORP	5.11	02 Jul, 2029	0.01
WALMART INC	2.65	22 Sep, 2051	0.01
MOTOROLA SOLUTIONS INC	5.55	15 Aug, 2035	0.01
GLOBAL PAYMENTS INC	2.90	15 May, 2030	0.01
DIGITAL REALTY TRUST LP	5.55	15 Jan, 2028	0.01
CISCO SYSTEMS INC	5.35	26 Feb, 2064	0.01
KEURIG DR PEPPER INC	4.50	15 Apr, 2052	0.01
METLIFE INC	4.88	13 Nov, 2043	0.01
BARCLAYS PLC	2.65	24 Jun, 2031	0.01
IBM INTERNATIONAL CAPITAL PTE LTD	5.25	05 Feb, 2044	0.01
NATIONAL AUSTRALIA BANK LTD (NEW YORK BRANCH)	5.09	11 Jun, 2027	0.01
BNP PARIBAS SA	5.20	10 Jan, 2030	0.01
TOYOTA MOTOR CREDIT CORP	5.10	21 Mar, 2031	0.01
PAYPAL HOLDINGS INC	2.30	01 Jun, 2030	0.01
COCA-COLA CO	2.60	01 Jun, 2050	0.01
BUNGE FINANCE LTD CORP	2.75	14 May, 2031	0.01
CHARTER COMMUNICATIONS OPERATING LLC	3.50	01 Mar, 2042	0.01
CARRIER GLOBAL CORP	5.90	15 Mar, 2034	0.01
FISERV INC	2.65	01 Jun, 2030	0.01
CAPITAL ONE FINANCIAL CORP	5.25	26 Jul, 2030	0.01
CONSOLIDATED EDISON COMPANY OF NEW YORK INC	5.90	15 Nov, 2053	0.01
NOVARTIS CAPITAL CORP	4.60	05 Nov, 2035	0.01
NOMURA HOLDINGS INC	2.68	16 Jul, 2030	0.01
ILLINOIS TOOL WORKS INC	3.90	01 Sep, 2042	0.01
MERCEDES-BENZ FINANCE NORTH AMERICA LLC	5.10	03 Aug, 2028	0.01
UNITEDHEALTH GROUP INC	4.45	15 Dec, 2048	0.01
HSBC USA INC	4.65	03 Jun, 2028	0.01
GENERAL ELECTRIC CO	5.88	14 Jan, 2038	0.01
UNITED PARCEL SERVICE INC	4.88	03 Mar, 2033	0.01

Issuer Name	Coupon (%)	Maturity Date	Weight (%)
NISOURCE INC	5.35	15 Jul, 2035	0.01
MERCEDES-BENZ FINANCE NORTH AMERICA LLC	3.75	22 Feb, 2028	0.01
GATX CORP	6.05	05 Jun, 2054	0.01
NORTHERN TRUST CORP	1.95	01 May, 2030	0.01
HOME DEPOT INC	4.88	15 Feb, 2044	0.01
STARBUCKS CORP	3.00	14 Feb, 2032	0.01
CSX CORP	5.05	15 Jun, 2035	0.01
JPMORGAN CHASE & CO	4.85	01 Feb, 2044	0.01
FISERV INC	5.60	02 Mar, 2033	0.01
WALMART INC	6.20	15 Apr, 2038	0.01
APTIV SWISS HOLDINGS LTD	3.10	01 Dec, 2051	0.01
FISERV INC	5.45	02 Mar, 2028	0.01
CITIGROUP INC	2.90	03 Nov, 2042	0.01
UNION PACIFIC CORP	2.38	20 May, 2031	0.01
CHARTER COMMUNICATIONS OPERATING LLC	4.40	01 Dec, 2061	0.01
DEUTSCHE TELEKOM INTERNATIONAL FINANCE BV	4.88	06 Mar, 2042	0.01
HSBC HOLDINGS PLC	6.80	01 Jun, 2038	0.01
HP INC	4.75	15 Jan, 2028	0.01
CROWN CASTLE INC	2.90	01 Apr, 2041	0.01
BANQUE FEDERATIVE DU CREDIT MUTUEL SA	4.75	13 Jul, 2027	0.01
SOCIETE GENERALE SA	3.34	21 Jan, 2033	0.01
CENCORA INC	2.70	15 Mar, 2031	0.01
COSTAR GROUP INC	2.80	15 Jul, 2030	0.01
KKR GROUP FINANCE CO III LLC	5.13	01 Jun, 2044	0.01
MERCK & CO INC	5.15	17 May, 2063	0.01
UNITEDHEALTH GROUP INC	3.70	15 Aug, 2049	0.01
JOHNSON & JOHNSON	3.55	01 Mar, 2036	0.01
NATWEST MARKETS PLC	5.02	21 Mar, 2030	0.01
ELI LILLY AND CO	3.38	15 Mar, 2029	0.01
CANADIAN PACIFIC RAILWAY CO	6.13	15 Sep, 2115	0.01
INTERCONTINENTAL EXCHANGE INC	5.20	15 Jun, 2062	0.01
BANCO SANTANDER SA	3.23	22 Nov, 2032	0.01
ORACLE CORP	4.10	25 Mar, 2061	0.01
BANK OF NEW YORK MELLON CORP	3.85	28 Apr, 2028	0.01
AT&T INC	4.35	15 Jun, 2045	0.01
AMERICAN HONDA FINANCE CORP	4.55	09 Jul, 2027	0.01
CRH AMERICA FINANCE INC	3.95	04 Apr, 2028	0.01
INTERNATIONAL BUSINESS MACHINES CORP	5.20	10 Feb, 2035	0.01
CHARLES SCHWAB CORP	2.90	03 Mar, 2032	0.01
STRYKER CORP	1.95	15 Jun, 2030	0.01
GENERAL MOTORS FINANCIAL COMPANY INC	2.70	10 Jun, 2031	0.01
NXP BV	2.50	11 May, 2031	0.01
UNION PACIFIC CORP	4.50	20 Jan, 2033	0.01

Issuer Name	Coupon (%)	Maturity Date	Weight (%)
PEPSICO INC	1.63	01 May, 2030	0.01
INTEL CORP	5.15	21 Feb, 2034	0.01
ELEVANCE HEALTH INC	2.55	15 Mar, 2031	0.01
INTERCONTINENTAL EXCHANGE INC	2.65	15 Sep, 2040	0.01
MIZUHO FINANCIAL GROUP INC	2.20	10 Jul, 2031	0.01
INTERNATIONAL BUSINESS MACHINES CORP	4.00	20 Jun, 2042	0.01
HOME DEPOT INC	3.90	15 Jun, 2047	0.01
AMGEN INC	4.40	22 Feb, 2062	0.01
COMCAST CORP	4.60	15 Oct, 2038	0.01
APPLE INC	4.45	06 May, 2044	0.01
CAPITAL ONE NA	4.65	13 Sep, 2028	0.01
EQUINIX INC	2.50	15 May, 2031	0.01
PFIZER INC	1.70	28 May, 2030	0.01
UNITEDHEALTH GROUP INC	4.00	15 May, 2029	0.01
MACQUARIE GROUP LTD	2.69	23 Jun, 2032	0.01
MICRON TECHNOLOGY INC	2.70	15 Apr, 2032	0.01
HORMEL FOODS CORP	1.80	11 Jun, 2030	0.01
PROCTER & GAMBLE CO	1.95	23 Apr, 2031	0.01
WESTPAC BANKING CORP	2.15	03 Jun, 2031	0.01
ALLY FINANCIAL INC	6.99	13 Jun, 2029	0.01
BROADRIDGE FINANCIAL SOLUTIONS INC	2.60	01 May, 2031	0.01
JOHN DEERE CAPITAL CORP	4.15	15 Sep, 2027	0.01
MITSUBISHI UFJ FINANCIAL GROUP INC	2.85	19 Jan, 2033	0.01
PNC FINANCIAL SERVICES GROUP INC	2.31	23 Apr, 2032	0.01
QUALCOMM INC	1.30	20 May, 2028	0.01
BARCLAYS PLC	2.67	10 Mar, 2032	0.01
SMITH & NEPHEW PLC	2.03	14 Oct, 2030	0.01
TORONTO-DOMINION BANK	4.41	13 Jan, 2031	0.01
BPCE SA	3.12	19 Oct, 2032	0.01
NOMURA HOLDINGS INC	2.61	14 Jul, 2031	0.01
ROYALTY PHARMA PLC	2.20	02 Sep, 2030	0.01
REALTY INCOME CORP	3.25	15 Jan, 2031	0.01
ROCHE HOLDINGS INC	4.20	09 Sep, 2029	0.01
CONSOLIDATED EDISON COMPANY OF NEW YORK INC	5.75	15 Nov, 2055	0.01
GENERAL MOTORS FINANCIAL COMPANY INC	2.35	08 Jan, 2031	0.01
PROLOGIS LP	5.25	15 Jun, 2053	0.01
GENERAL MOTORS FINANCIAL COMPANY INC	4.60	08 Jan, 2031	0.01
MCDONALD'S CORP	4.95	03 Mar, 2035	0.01
MICROSOFT CORP	4.45	03 Nov, 2045	0.01
METLIFE INC	5.00	15 Jul, 2052	0.01
WW GRAINGER INC	4.60	15 Jun, 2045	0.01
HP INC	2.65	17 Jun, 2031	0.01
HEWLETT PACKARD ENTERPRISE CO	4.05	15 Sep, 2027	0.01

Issuer Name	Coupon (%)	Maturity Date	Weight (%)
VISA INC	3.80	12 Feb, 2029	0.01
GILEAD SCIENCES INC	1.65	01 Oct, 2030	0.01
AERCAP IRELAND CAPITAL DAC	4.13	28 Feb, 2029	0.01
MERCEDES-BENZ FINANCE NORTH AMERICA LLC	4.25	10 Mar, 2029	0.01
ABN AMRO BANK NV	3.32	13 Mar, 2037	0.01
BANK OF NOVA SCOTIA	5.65	01 Feb, 2034	0.01
ASHTREAD CAPITAL INC	5.80	15 Apr, 2034	0.01
M&T BANK CORP	6.08	13 Mar, 2032	0.01
UNITEDHEALTH GROUP INC	5.80	15 Mar, 2036	0.01
EMERSON ELECTRIC CO	2.20	21 Dec, 2031	0.01
AERCAP IRELAND CAPITAL DAC	6.15	30 Sep, 2030	0.01
COOPERATIEVE RABOBANK UA	5.71	21 Jan, 2033	0.01
HOME DEPOT INC	4.95	15 Sep, 2052	0.01
ROYALTY PHARMA PLC	5.20	25 Sep, 2035	0.01
ANALOG DEVICES INC	2.10	01 Oct, 2031	0.01
KRAFT HEINZ FOODS CO	6.88	26 Jan, 2039	0.01
AT&T INC	4.85	01 Mar, 2039	0.01
TRAVELERS COMPANIES INC	6.25	15 Jun, 2037	0.01
DEUTSCHE TELEKOM AG	3.63	21 Jan, 2050	0.01
JOHNSON & JOHNSON	4.95	01 Jun, 2034	0.01
ROCHE HOLDINGS INC	4.79	08 Mar, 2029	0.01
FRESENIUS MEDICAL CARE US FINANCE III INC	2.38	16 Feb, 2031	0.01
HASBRO INC	3.90	19 Nov, 2029	0.01
NTT FINANCE CORP	2.06	03 Apr, 2031	0.01
3M CO	4.00	14 Sep, 2048	0.01
ENTERPRISE PRODUCTS OPERATING LLC	4.90	15 May, 2046	0.01
NESTLE HOLDINGS INC	4.70	15 Jan, 2053	0.01
NXP BV	2.65	15 Feb, 2032	0.01
TOYOTA MOTOR CREDIT CORP	4.60	11 Mar, 2033	0.01
ONEOK INC	5.20	15 Jul, 2048	0.01
MACQUARIE GROUP LTD	5.49	09 Nov, 2033	0.01
AIA GROUP LTD	5.63	25 Oct, 2027	0.01
AMERICAN INTERNATIONAL GROUP INC	4.75	01 Apr, 2048	0.01
TELEDYNE TECHNOLOGIES INC	2.75	01 Apr, 2031	0.01
AMERICAN EXPRESS CO	4.05	03 Dec, 2042	0.01
CARGILL INC	2.13	10 Nov, 2031	0.01
COTY INC	5.60	15 Jan, 2031	0.01
EBAY INC	2.70	11 Mar, 2030	0.01
TARGA RESOURCES CORP	6.50	15 Feb, 2053	0.01
MPLX LP	5.20	01 Mar, 2047	0.01
THERMO FISHER SCIENTIFIC INC	2.80	15 Oct, 2041	0.01
AUTODESK INC	2.40	15 Dec, 2031	0.01
VERIZON COMMUNICATIONS INC	4.00	22 Mar, 2050	0.01

Issuer Name	Coupon (%)	Maturity Date	Weight (%)
AMERICAN TOWER CORP	5.55	15 Jul, 2033	0.01
SAN DIEGO GAS & ELECTRIC CO	5.40	15 Apr, 2035	0.01
CROWN CASTLE INC	2.10	01 Apr, 2031	0.01
BRISTOL-MYERS SQUIBB CO	2.55	13 Nov, 2050	0.01
BNP PARIBAS SA	2.82	26 Jan, 2041	0.01
CITIGROUP INC	4.65	30 Jul, 2045	0.01
ELEVANCE HEALTH INC	4.65	15 Jan, 2043	0.01
BECTON DICKINSON AND CO	1.96	11 Feb, 2031	0.01
KKR & CO INC	5.10	07 Aug, 2035	0.01
AMERICAN WATER CAPITAL CORP	5.70	01 Sep, 2055	0.01
UNITEDHEALTH GROUP INC	3.88	15 Aug, 2059	0.01
DIGITAL REALTY TRUST LP	3.60	01 Jul, 2029	0.01
FISERV INC	5.15	12 Aug, 2034	0.01
APPLE INC	1.70	05 Aug, 2031	0.01
STARBUCKS CORP	3.50	15 Nov, 2050	0.01
COMCAST CORP	5.30	15 May, 2035	0.01
MCDONALD'S CORP	4.45	01 Mar, 2047	0.01
GENERAL MOTORS FINANCIAL COMPANY INC	2.70	20 Aug, 2027	0.01
TOYOTA MOTOR CREDIT CORP	5.35	09 Jan, 2035	0.01
COCA-COLA CO	2.50	15 Mar, 2051	0.01
PFIZER INC	4.40	15 May, 2044	0.01
NESTLE HOLDINGS INC	1.88	14 Sep, 2031	0.01
NATWEST MARKETS PLC	5.42	17 May, 2027	0.01
MASSMUTUAL GLOBAL FUNDING II	5.10	09 Apr, 2027	0.01
VERIZON COMMUNICATIONS INC	1.50	18 Sep, 2030	0.01
NOV INC	3.95	01 Dec, 2042	0.01
NESTLE HOLDINGS INC	1.25	15 Sep, 2030	0.01
UNITED PARCEL SERVICE INC	3.75	15 Nov, 2047	0.01
MERCK & CO INC	3.90	07 Mar, 2039	0.01
ORANGE SA	5.38	13 Jan, 2042	0.01
TORONTO-DOMINION BANK	4.98	05 Apr, 2027	0.01
ASTRAZENECA PLC	4.38	16 Nov, 2045	0.01
EQUIFAX INC	2.35	15 Sep, 2031	0.01
AUTOMATIC DATA PROCESSING INC	1.25	01 Sep, 2030	0.01
BLACKROCK FINANCE INC	2.10	25 Feb, 2032	0.01
EATON CORP	4.15	02 Nov, 2042	0.01
LPL HOLDINGS INC	4.00	15 Mar, 2029	0.01
JOHN DEERE CAPITAL CORP	4.85	11 Jun, 2029	0.01
ELI LILLY AND CO	4.95	27 Feb, 2063	0.01
CONAGRA BRANDS INC	5.40	01 Nov, 2048	0.01
INTERCONTINENTAL EXCHANGE INC	3.00	15 Sep, 2060	0.01
HOME DEPOT INC	1.88	15 Sep, 2031	0.01
SUMITOMO MITSUI FINANCIAL GROUP, INC	2.22	17 Sep, 2031	0.01

Issuer Name	Coupon (%)	Maturity Date	Weight (%)
CHUBB INA HOLDINGS LLC	1.38	15 Sep, 2030	0.01
GENERAL MOTORS CO	5.95	01 Apr, 2049	0.01
GE HEALTHCARE TECHNOLOGIES INC	5.50	15 Jun, 2035	0.01
BANCO BILBAO VIZCAYA ARGENTARIA SA	7.88	15 Nov, 2034	0.01
CATERPILLAR FINANCIAL SERVICES CORP	5.00	14 May, 2027	0.01
UNION PACIFIC CORP	3.50	14 Feb, 2053	0.01
BANK OF NOVA SCOTIA	5.40	04 Jun, 2027	0.01
PFIZER INC	1.75	18 Aug, 2031	0.01
HUMANA INC	5.95	15 Mar, 2034	0.01
BROADCOM INC	4.55	15 Feb, 2032	0.01
ELEVANCE HEALTH INC	3.60	15 Mar, 2051	0.01
NTT FINANCE CORP	5.14	02 Jul, 2031	0.01
COSTCO WHOLESALE CORP	1.75	20 Apr, 2032	0.01
GLAXOSMITHKLINE CAPITAL INC	4.50	15 Apr, 2030	0.01
JOHNSON & JOHNSON	3.40	15 Jan, 2038	0.01
CHUBB INA HOLDINGS LLC	6.00	11 May, 2037	0.01
AUSTRALIA AND NEW ZEALAND BANKING GROUP LTD (NEW YORK BRANCH)	4.62	16 Dec, 2029	0.01
PAYPAL HOLDINGS INC	5.05	01 Jun, 2052	0.01
EXELON CORP	5.30	15 Mar, 2033	0.01
CITIGROUP INC	3.88	24 Jan, 2039	0.01
JOHN DEERE CAPITAL CORP	4.90	07 Mar, 2031	0.01
ROYAL BANK OF CANADA	4.52	18 Oct, 2028	0.01
BELL TELEPHONE COMPANY OF CANADA OR BELL CANADA	5.10	11 May, 2033	0.01
CSL FINANCE PLC	4.75	27 Apr, 2052	0.01
AMGEN INC	2.00	15 Jan, 2032	0.01
MACQUARIE GROUP LTD	5.03	15 Jan, 2030	0.01
COMCAST CORP	4.95	15 Oct, 2058	0.01
STRYKER CORP	4.63	15 Mar, 2046	0.01
HOME DEPOT INC	4.20	01 Apr, 2043	0.01
ROPER TECHNOLOGIES INC	1.75	15 Feb, 2031	0.01
APPLIED MATERIALS INC	4.35	01 Apr, 2047	0.01
MERCEDES-BENZ FINANCE NORTH AMERICA LLC	4.85	11 Jan, 2029	0.01
UNITEDHEALTH GROUP INC	4.95	15 May, 2062	0.01
WALMART INC	4.50	09 Sep, 2052	0.01
NESTLE HOLDINGS INC	5.00	14 Mar, 2028	0.01
MERCK & CO INC	2.90	10 Dec, 2061	0.01
VISA INC	1.10	15 Feb, 2031	0.01
BOSTON PROPERTIES LP	5.75	15 Jan, 2035	0.01
PEPSICO INC	4.50	17 Jul, 2029	0.01
SANTANDER HOLDINGS USA INC	5.47	20 Mar, 2029	0.01
LLOYDS BANKING GROUP PLC	3.37	14 Dec, 2046	0.01
BANK OF NEW ZEALAND	4.85	07 Feb, 2028	0.01
CAPITAL ONE FINANCIAL CORP	2.36	29 Jul, 2032	0.01

Issuer Name	Coupon (%)	Maturity Date	Weight (%)
VERIZON COMMUNICATIONS INC	6.55	15 Sep, 2043	0.01
AMGEN INC	4.88	01 Mar, 2053	0.01
MERCEDES-BENZ FINANCE NORTH AMERICA LLC	4.80	01 Aug, 2029	0.01
INTERNATIONAL BUSINESS MACHINES CORP	5.00	10 Feb, 2032	0.01
NATIONWIDE BUILDING SOCIETY	4.85	27 Jul, 2027	0.01
SMURFIT WESTROCK FINANCING DAC	5.42	15 Jan, 2035	0.01
AMERICAN WATER CAPITAL CORP	6.59	15 Oct, 2037	0.01
PEPSICO INC	4.65	23 Jul, 2032	0.01
JOHNSON & JOHNSON	4.38	05 Dec, 2033	0.01
VERIZON COMMUNICATIONS INC	5.15	15 Sep, 2050	0.01
THERMO FISHER SCIENTIFIC INC	2.60	01 Oct, 2029	0.01
AMERICAN TOWER CORP	4.90	15 Mar, 2030	0.01
ANALOG DEVICES INC	4.25	15 Jun, 2028	0.01
FEDEX CORP	4.55	01 Apr, 2046	0.01
ENBRIDGE INC	6.25	01 Mar, 2078	0.01
QUEST DIAGNOSTICS INC	5.00	15 Dec, 2034	0.01
US BANCORP	3.90	26 Apr, 2028	0.01
XPO INC	6.25	01 Jun, 2028	0.01
O'REILLY AUTOMOTIVE INC	4.70	15 Jun, 2032	0.01
UBS AG (LONDON BRANCH)	4.50	26 Jun, 2048	0.01
PAYPAL HOLDINGS INC	5.15	01 Jun, 2034	0.01
NATWEST MARKETS PLC	4.17	06 Nov, 2028	0.01
SALESFORCE INC	2.70	15 Jul, 2041	0.01
TRUIST FINANCIAL CORP	4.12	06 Jun, 2028	0.01
PUBLIC STORAGE OPERATING CO	5.35	01 Aug, 2053	0.01
CHARTER COMMUNICATIONS OPERATING LLC	2.30	01 Feb, 2032	0.01
PEPSICO INC	4.45	14 Apr, 2046	0.01
NVR INC	3.00	15 May, 2030	0.01
HEWLETT PACKARD ENTERPRISE CO	4.40	15 Oct, 2030	0.01
GENERAL ELECTRIC CO	6.88	10 Jan, 2039	0.01
WESTERN MIDSTREAM OPERATING LP	5.25	01 Feb, 2050	0.01
NATWEST MARKETS PLC	4.41	06 Nov, 2030	0.01
ENBRIDGE INC	2.50	01 Aug, 2033	0.01
ONCOR ELECTRIC DELIVERY COMPANY LLC	5.65	15 Nov, 2033	0.01
CATERPILLAR INC	3.25	09 Apr, 2050	0.01
JOHNSON & JOHNSON	5.25	01 Jun, 2054	0.01
VALERO ENERGY CORP	7.50	15 Apr, 2032	0.01
EBAY INC	3.60	05 Jun, 2027	0.01
AMERICAN TOWER CORP	4.70	15 Dec, 2032	0.01
CIGNA GROUP	3.40	15 Mar, 2050	0.01
SEMPRA	3.80	01 Feb, 2038	0.01
UNITEDHEALTH GROUP INC	3.88	15 Dec, 2028	0.01
LABORATORY CORPORATION OF AMERICA HOLDINGS	4.80	01 Oct, 2034	0.01

Issuer Name	Coupon (%)	Maturity Date	Weight (%)
HALLIBURTON CO	6.70	15 Sep, 2038	0.01
DEUTSCHE BANK AG (NEW YORK BRANCH)	3.04	28 May, 2032	0.01
ZOETIS INC	4.15	17 Aug, 2028	0.01
MACQUARIE BANK LTD	3.92	03 Feb, 2028	0.01
CANADIAN IMPERIAL BANK OF COMMERCE	4.24	08 Sep, 2028	0.01
NVIDIA CORP	3.50	01 Apr, 2040	0.01
CSX CORP	3.25	01 Jun, 2027	0.01
HOME DEPOT INC	4.40	15 Mar, 2045	0.01
QORVO INC	4.38	15 Oct, 2029	0.01
NATIONAL GRID PLC	5.81	12 Jun, 2033	0.01
BANK OF MONTREAL	5.51	04 Jun, 2031	0.01
WSP GLOBAL INC	5.71	18 Sep, 2036	0.01
BERRY GLOBAL INC	5.80	15 Jun, 2031	0.01
COMCAST CORP	4.55	15 Jan, 2029	0.01
ONCOR ELECTRIC DELIVERY COMPANY LLC	5.90	15 Mar, 2056	0.01
ORACLE CORP	6.13	03 Aug, 2065	0.01
FISERV INC	4.75	15 Mar, 2030	0.01
PROCTER & GAMBLE CO	4.05	26 Jan, 2033	0.01
3M CO	2.88	15 Oct, 2027	0.01
ORACLE CORP	4.38	15 May, 2055	0.01
HEWLETT PACKARD ENTERPRISE CO	4.15	15 Sep, 2028	0.01
OWENS CORNING	5.70	15 Jun, 2034	0.01
APPLE INC	4.25	09 Feb, 2047	0.01
COMCAST CORP	7.05	15 Mar, 2033	0.01
ASTRAZENECA PLC	4.00	18 Sep, 2042	0.01
O'REILLY AUTOMOTIVE INC	5.10	12 Mar, 2036	0.01
TRIMBLE INC	6.10	15 Mar, 2033	0.01
COMCAST CORP	3.20	15 Jul, 2036	0.01
MICROSOFT CORP	2.50	15 Sep, 2050	0.01
QUALCOMM INC	4.50	20 May, 2052	0.01
INTEL CORP	4.00	05 Aug, 2029	0.01
CREDIT SUISSE (USA) LLC	7.13	15 Jul, 2032	0.01
HOME DEPOT INC	3.13	15 Dec, 2049	0.01
SEMPRA	6.38	01 Apr, 2056	0.01
BANK OF NOVA SCOTIA	4.34	15 Sep, 2031	0.01
BPCE SA	3.25	11 Jan, 2028	0.01
STARBUCKS CORP	4.50	15 Nov, 2048	0.01
PNC FINANCIAL SERVICES GROUP INC	4.63	06 Jun, 2033	0.01
AERCAP IRELAND CAPITAL DAC	4.75	15 Jan, 2033	0.01
VALERO ENERGY CORP	5.15	10 Mar, 2036	0.01
AMERICAN HONDA FINANCE CORP	5.65	15 Nov, 2028	0.01
NOVARTIS CAPITAL CORP	4.00	18 Sep, 2031	0.01
WYETH LLC	6.50	01 Feb, 2034	0.01

Issuer Name	Coupon (%)	Maturity Date	Weight (%)
SUMITOMO MITSUI FINANCIAL GROUP, INC	5.24	15 Apr, 2030	0.01
TWDC ENTERPRISES 18 CORP	4.13	01 Jun, 2044	0.01
EVERSOURCE ENERGY	5.95	01 Feb, 2029	0.01
CAPITAL ONE FINANCIAL CORP	6.70	29 Nov, 2032	0.01
CITIGROUP INC	5.30	06 May, 2044	0.01
BROADCOM INC	5.05	15 Apr, 2030	0.01
ORANGE SA	5.50	06 Feb, 2044	0.01
LYB INTERNATIONAL FINANCE BV	4.88	15 Mar, 2044	0.01
METLIFE INC	6.38	15 Jun, 2034	0.01
MASSACHUSETTS ELECTRIC CO	5.90	15 Nov, 2039	0.01
APOLLO GLOBAL MANAGEMENT INC	5.15	12 Aug, 2035	0.01
CITIGROUP INC	4.28	24 Apr, 2048	0.01
QUEST DIAGNOSTICS INC	6.40	30 Nov, 2033	0.01
CHARTER COMMUNICATIONS OPERATING LLC	3.95	30 Jun, 2062	0.01
AMERICAN TOWER CORP	5.65	15 Mar, 2033	0.01
TELUS CORPORATION	3.40	13 May, 2032	0.01
UNILEVER CAPITAL CORP	5.00	08 Dec, 2033	0.01
BPCE SA	6.92	14 Jan, 2046	0.01
ALPHABET INC	1.90	15 Aug, 2040	0.01
NISOURCE INC	4.38	15 May, 2047	0.01
WEIR GROUP INC	5.35	06 May, 2030	0.01
CITIZENS FINANCIAL GROUP INC	6.64	25 Apr, 2035	0.01
UTAH ACQUISITION SUB INC	5.25	15 Jun, 2046	0.01
BMW US CAPITAL LLC	4.90	02 Apr, 2029	0.01
MARRIOTT INTERNATIONAL INC	4.90	15 Apr, 2029	0.01
AT&T INC	5.85	30 Apr, 2046	0.01
MIZUHO FINANCIAL GROUP INC	5.38	10 Jul, 2030	0.01
REPUBLIC SERVICES INC	5.00	01 Apr, 2034	0.01
AIR PRODUCTS AND CHEMICALS INC	2.05	15 May, 2030	0.01
LKQ CORP	5.75	15 Jun, 2028	0.01
BERRY GLOBAL INC	5.65	15 Jan, 2034	0.01
CIGNA GROUP	5.40	15 Mar, 2033	0.01
STATE STREET BANK AND TRUST CO	4.78	23 Nov, 2029	0.01
KROGER CO	4.45	01 Feb, 2047	0.01
DAIMLER TRUCK FINANCE NORTH AMERICA LLC	5.25	13 Jan, 2030	0.01
BOSTON PROPERTIES LP	3.40	21 Jun, 2029	0.01
NASDAQ INC	5.35	28 Jun, 2028	0.01
JOHN DEERE CAPITAL CORP	5.05	12 Jun, 2034	0.01
MCDONALD'S CORP	6.30	01 Mar, 2038	0.01
AEGON LTD	5.50	11 Apr, 2048	0.01
UBS GROUP AG	6.54	12 Aug, 2033	0.01
KEURIG DR PEPPER INC	4.05	15 Apr, 2032	0.01
INTERCONTINENTAL EXCHANGE INC	3.00	15 Jun, 2050	0.01

Issuer Name	Coupon (%)	Maturity Date	Weight (%)
UNITED OVERSEAS BANK LTD	4.40	02 Apr, 2028	0.01
HEWLETT PACKARD ENTERPRISE CO	6.20	15 Oct, 2035	0.01
STARBUCKS CORP	4.45	15 Aug, 2049	0.01
AMERICAN INTERNATIONAL GROUP INC	4.38	30 Jun, 2050	0.01
BRISTOL-MYERS SQUIBB CO	5.90	15 Nov, 2033	0.01
VALLOUREC SA	7.50	15 Apr, 2032	0.01
MARRIOTT INTERNATIONAL INC	5.10	01 May, 2038	0.01
AMERICAN HONDA FINANCE CORP	5.13	07 Jul, 2028	0.01
MOTOROLA SOLUTIONS INC	2.30	15 Nov, 2030	0.01
RIO TINTO ALCAN INC	6.13	15 Dec, 2033	0.01
AERCAP IRELAND CAPITAL DAC	5.10	19 Jan, 2029	0.01
CONSOLIDATED EDISON COMPANY OF NEW YORK INC	2.40	15 Jun, 2031	0.01
INTEL CORP	4.95	25 Mar, 2060	0.01
TOYOTA MOTOR CREDIT CORP	4.65	05 Jan, 2029	0.01
JOHN DEERE CAPITAL CORP	4.55	05 Jun, 2030	0.01
EVERSOURCE ENERGY	5.13	15 May, 2033	0.01
STRYKER CORP	4.85	10 Feb, 2030	0.01
ADOBE INC	4.75	17 Jan, 2028	0.01
STATE STREET CORP	4.67	22 Oct, 2032	0.01
WELLS FARGO & CO	5.50	01 Aug, 2035	0.01
SOCIETE GENERALE SA	4.68	15 Jun, 2027	0.01
RAYMOND JAMES FINANCIAL INC	5.65	11 Sep, 2055	0.01
REVVITY INC	3.30	15 Sep, 2029	0.01
AMERICAN WATER CAPITAL CORP	5.25	01 Mar, 2035	0.01
MOTOROLA SOLUTIONS INC	4.60	23 May, 2029	0.01
TRUIST FINANCIAL CORP	6.12	28 Oct, 2033	0.01
DELL INTERNATIONAL LLC	8.35	15 Jul, 2046	0.01
HUNTINGTON NATIONAL BANK	4.55	17 May, 2028	0.01
APPLE INC	2.85	05 Aug, 2061	0.01
MICROSOFT CORP	4.10	06 Feb, 2037	0.01
WESTERN MIDSTREAM OPERATING LP	5.45	15 Nov, 2034	0.01
METLIFE INC	4.05	01 Mar, 2045	0.01
MITSUBISHI UFJ FINANCIAL GROUP INC	4.08	19 Apr, 2028	0.01
ENBRIDGE INC	6.20	15 Nov, 2030	0.01
MASSMUTUAL GLOBAL FUNDING II	4.55	07 May, 2030	0.01
BLACKROCK INC	4.60	26 Jul, 2027	0.01
REALTY INCOME CORP	5.13	15 Feb, 2034	0.01
TRANSURBAN FINANCE COMPANY PTY LTD	2.45	16 Mar, 2031	0.01
TOYOTA MOTOR CREDIT CORP	4.45	29 Jun, 2029	0.01
EDP FINANCE BV	1.71	24 Jan, 2028	0.01
WESTERN MIDSTREAM OPERATING LP	6.15	01 Apr, 2033	0.01
ENTERPRISE PRODUCTS OPERATING LLC	4.30	20 Jun, 2028	0.01
ONEOK INC	6.10	15 Nov, 2032	0.01

Issuer Name	Coupon (%)	Maturity Date	Weight (%)
PFIZER INC	4.20	15 Sep, 2048	0.01
BROWN & BROWN INC	4.90	23 Jun, 2030	0.01
NESTLE CAPITAL CORP	4.88	12 Mar, 2034	0.01
JOHN DEERE CAPITAL CORP	4.20	15 Jul, 2027	0.01
BECTON DICKINSON AND CO	4.69	13 Feb, 2028	0.01
ELEVANCE HEALTH INC	4.63	15 May, 2042	0.01
ONEOK INC	4.55	15 Jul, 2028	0.01
SVENSKA HANDELSBANKEN AB	3.95	10 Jun, 2027	0.01
TOYOTA MOTOR CREDIT CORP	4.80	05 Jan, 2034	0.01
ENBRIDGE INC	8.25	15 Jan, 2084	0.01
RIO TINTO FINANCE (USA) LTD	7.13	15 Jul, 2028	0.01
REPUBLIC SERVICES INC	3.95	15 May, 2028	0.01
SANTANDER HOLDINGS USA INC	6.34	31 May, 2035	0.01
GENERAL MOTORS CO	6.75	01 Apr, 2046	0.01
PRUDENTIAL FINANCIAL INC	4.35	25 Feb, 2050	0.01
CITIZENS BANK NA	4.58	09 Aug, 2028	0.01
MARTIN MARIETTA MATERIALS INC	2.40	15 Jul, 2031	0.01
J.M. SMUCKER CO	6.50	15 Nov, 2043	0.01
SYNCHRONY FINANCIAL	5.45	06 Mar, 2031	0.01
LPL HOLDINGS INC	6.75	17 Nov, 2028	0.01
SMURFIT WESTROCK FINANCING DAC	5.18	15 Jan, 2036	0.01
BANK OF MONTREAL	4.64	10 Sep, 2030	0.01
KIMBERLY-CLARK CORP	6.63	01 Aug, 2037	0.01
NOMURA HOLDINGS INC	6.18	18 Jan, 2033	0.01
AMERICAN TOWER CORP	5.90	15 Nov, 2033	0.01
CONCENTRIX CORP	6.60	02 Aug, 2028	0.01
REALTY INCOME CORP	5.63	13 Oct, 2032	0.01
STANDARD CHARTERED PLC	7.02	08 Feb, 2030	0.01
HSBC HOLDINGS PLC	6.10	14 Jan, 2042	0.01
PROLOGIS LP	5.00	15 Mar, 2034	0.01
BOSTON PROPERTIES LP	6.50	15 Jan, 2034	0.01
DOW CHEMICAL CO	5.55	30 Nov, 2048	0.01
DELL INTERNATIONAL LLC	6.20	15 Jul, 2030	0.01
FAIRFAX FINANCIAL HOLDINGS LTD	6.00	07 Dec, 2033	0.01
ZOETIS INC	5.60	16 Nov, 2032	0.01
SUMITOMO MITSUI FINANCIAL GROUP, INC	4.11	15 Jan, 2029	0.01
TOYOTA MOTOR CREDIT CORP	4.05	05 Sep, 2028	0.01
UNITEDHEALTH GROUP INC	2.90	15 May, 2050	0.01
AMERICAN WATER CAPITAL CORP	4.45	01 Jun, 2032	0.01
FEDEX CORP	4.75	15 Nov, 2045	0.01
LABORATORY CORPORATION OF AMERICA HOLDINGS	4.70	01 Feb, 2045	0.01
ASHTREAD CAPITAL INC	5.95	15 Oct, 2033	0.01
ALLY FINANCIAL INC	7.10	15 Nov, 2027	0.01

Issuer Name	Coupon (%)	Maturity Date	Weight (%)
ELEMENT FLEET MANAGEMENT CORP	6.32	04 Dec, 2028	0.01
NIPPON LIFE INSURANCE CO	2.90	16 Sep, 2051	0.01
NESTLE HOLDINGS INC	1.00	15 Sep, 2027	0.01
ROCHE HOLDINGS INC	4.67	02 Dec, 2035	0.01
KLA CORP	4.10	15 Mar, 2029	0.01
ALLY FINANCIAL INC	6.85	03 Jan, 2030	0.01
BANK OF NOVA SCOTIA	4.04	15 Sep, 2028	0.01
HSBC BANK USA NA	7.00	15 Jan, 2039	0.01
NIKE INC	3.88	01 Nov, 2045	0.01
MACQUARIE GROUP LTD	5.89	15 Jun, 2034	0.01
UNILEVER CAPITAL CORP	2.13	06 Sep, 2029	0.01
ENBRIDGE INC	6.00	15 Nov, 2028	0.01
CSX CORP	3.80	01 Mar, 2028	0.01
TAKEDA PHARMACEUTICAL CO LTD	5.65	05 Jul, 2044	0.01
ROPER TECHNOLOGIES INC	4.20	15 Sep, 2028	0.01
TORONTO-DOMINION BANK	2.00	10 Sep, 2031	0.01
GARTNER INC	4.50	01 Jul, 2028	0.01
TRANSCANADA PIPELINES LTD	6.10	01 Jun, 2040	0.01
JACOBS SOLUTIONS INC	4.75	03 Mar, 2031	0.01
PNC FINANCIAL SERVICES GROUP INC	5.94	18 Aug, 2034	0.01
TRANSCANADA TRUST	5.60	07 Mar, 2082	0.01
BUNGE FINANCE LTD CORP	4.20	17 Sep, 2029	0.01
J.M. SMUCKER CO	5.90	15 Nov, 2028	0.01
PHILLIPS 66	3.90	15 Mar, 2028	0.01
PPG INDUSTRIES INC	3.75	15 Mar, 2028	0.01
ENTERPRISE PRODUCTS OPERATING LLC	5.95	01 Feb, 2041	0.01
JOHNSON & JOHNSON	3.75	03 Mar, 2047	0.01
KEYCORP	2.25	06 Apr, 2027	0.01
PRUDENTIAL FINANCIAL INC	5.70	14 Dec, 2036	0.01
CHARTER COMMUNICATIONS OPERATING LLC	5.50	01 Apr, 2063	0.01
PROLOGIS LP	5.25	15 Mar, 2054	0.01
PRUDENTIAL FINANCIAL INC	3.94	07 Dec, 2049	0.01
MICRON TECHNOLOGY INC	5.88	09 Feb, 2033	0.01
BOSTON PROPERTIES LP	6.75	01 Dec, 2027	0.01
TRANSCANADA PIPELINES LTD	7.00	01 Jun, 2065	0.01
GENERAL MOTORS CO	5.63	15 Apr, 2030	0.01
SEMPRA	5.25	15 Mar, 2036	0.01
UNION PACIFIC CORP	3.80	01 Oct, 2051	0.01
NIPPON LIFE INSURANCE CO	4.00	19 Sep, 2047	0.01
CINTAS CORPORATION NO 2	4.00	01 May, 2032	0.01
NIKE INC	3.25	27 Mar, 2040	0.01
CONSOLIDATED EDISON COMPANY OF NEW YORK INC	3.95	01 Apr, 2050	0.01
GENERAL MOTORS FINANCIAL COMPANY INC	6.15	15 Jul, 2035	0.01

Issuer Name	Coupon (%)	Maturity Date	Weight (%)
GENERAL MOTORS FINANCIAL COMPANY INC	5.63	04 Apr, 2032	0.01
COLUMBIA PIPELINES OPERATING COMPANY LLC	5.93	15 Aug, 2030	0.01
ATMOS ENERGY CORP	5.90	15 Nov, 2033	0.01
AMERICAN TOWER CORP	5.80	15 Nov, 2028	0.01
HF SINCLAIR CORP	6.25	15 Jan, 2035	0.01
NOVARTIS CAPITAL CORP	2.75	14 Aug, 2050	0.01
ONEOK INC	5.65	01 Nov, 2028	0.01
BRIXMOR OPERATING PARTNERSHIP LP	4.05	01 Jul, 2030	0.01
COMCAST CORP	5.65	15 Jun, 2035	0.01
SEMPRA	6.00	15 Oct, 2039	0.01
RLGH FINANCE BERMUDA LTD	6.75	02 Jul, 2035	0.01
RENAISSANCERE HOLDINGS LTD	5.75	05 Jun, 2033	0.01
ZURICH FINANCE (IRELAND) II DAC	6.25	22 Nov, 2055	0.01
AP MOELLER - MAERSK A/S	5.88	14 Sep, 2033	0.01
EQUINIX EUROPE 2 FINANCING CORPORATION LLC	4.70	15 Mar, 2033	0.01
AEGON FUNDING COMPANY LLC	5.50	16 Apr, 2027	0.01
ENBRIDGE INC	5.30	05 Apr, 2029	0.01
ELEVANCE HEALTH INC	5.85	01 Nov, 2064	0.01
SNAM SPA	5.75	28 May, 2035	0.01
WESTPAC BANKING CORP	5.05	16 Apr, 2029	0.01
MIZUHO FINANCIAL GROUP INC	5.58	26 May, 2035	0.01
DELL INTERNATIONAL LLC	4.85	01 Feb, 2035	0.01
UNION PACIFIC CORP	3.20	20 May, 2041	0.01
INTERCONTINENTAL EXCHANGE INC	5.25	15 Jun, 2031	0.01
REGIONS FINANCIAL CORP	5.72	06 Jun, 2030	0.01
NATWEST GROUP PLC	3.03	28 Nov, 2035	0.01
COMCAST CORP	3.55	01 May, 2028	0.01
CREDIT AGRICOLE SA	5.51	05 Jul, 2033	0.01
BPCE SA	6.35	13 Jan, 2047	0.01
BROOKFIELD ASSET MANAGEMENT LTD	5.79	24 Apr, 2035	0.01
BARCLAYS PLC	3.81	10 Mar, 2042	0.01
CROWN CASTLE INC	5.60	01 Jun, 2029	0.01
ELEVANCE HEALTH INC	2.88	15 Sep, 2029	0.01
ICON INVESTMENTS SIX DAC	5.85	08 May, 2029	0.01
MIZUHO FINANCIAL GROUP INC	5.67	13 Sep, 2033	0.01
MOTOROLA SOLUTIONS INC	2.75	24 May, 2031	0.01
MIZUHO FINANCIAL GROUP INC	5.38	26 May, 2030	0.01
SUMITOMO MITSUI FINANCIAL GROUP, INC	5.80	13 Jul, 2028	0.01
HOME DEPOT INC	4.90	15 Apr, 2029	0.01
METLIFE INC	5.88	06 Feb, 2041	0.01
SWISS RE SUBORDINATED FINANCE PLC	5.70	05 Apr, 2035	0.01
SWISS RE FINANCE LUXEMBOURG SA	5.00	02 Apr, 2049	0.01
WESTINGHOUSE AIR BRAKE TECHNOLOGIES CORP	5.50	29 May, 2035	0.01

Issuer Name	Coupon (%)	Maturity Date	Weight (%)
AERCAP IRELAND CAPITAL DAC	6.95	10 Mar, 2055	0.01
COMCAST CORP	2.45	15 Aug, 2052	0.01
CIGNA GROUP	5.13	15 May, 2031	0.01
CRH AMERICA FINANCE INC	5.40	21 May, 2034	0.01
CRH SMW FINANCE DAC	5.20	21 May, 2029	0.01
IQVIA INC	5.70	15 May, 2028	0.01
HALLIBURTON CO	4.75	01 Aug, 2043	0.01
AMERIPRISE FINANCIAL INC	5.15	15 May, 2033	0.01
AIB GROUP PLC	5.32	15 May, 2031	0.01
3M CO	3.38	01 Mar, 2029	0.01
INGERSOLL RAND INC	5.45	15 Jun, 2034	0.01
REPUBLIC SERVICES INC	4.88	01 Apr, 2029	0.01
BANQUE FEDERATIVE DU CREDIT MUTUEL SA	5.79	13 Jul, 2028	0.01
GENERAL MOTORS CO	5.35	15 Apr, 2028	0.01
SIEMENS FUNDING BV	5.90	28 May, 2065	0.01
ONCOR ELECTRIC DELIVERY COMPANY LLC	4.95	15 Sep, 2052	0.01
INGERSOLL RAND INC	5.18	15 Jun, 2029	0.01
ALLY FINANCIAL INC	5.74	15 May, 2029	0.01
FAIRFAX FINANCIAL HOLDINGS LTD	5.63	16 Aug, 2032	0.01
ADOBE INC	4.80	04 Apr, 2029	0.01
NATIONAL AUSTRALIA BANK LTD	5.18	11 Jun, 2034	0.01
DUPONT DE NEMOURS INC	5.32	15 Nov, 2038	0.01
AERCAP IRELAND CAPITAL DAC	5.38	15 Dec, 2031	0.01
BANK OF NOVA SCOTIA	5.25	12 Jun, 2028	0.01
PFIZER INC	2.70	28 May, 2050	0.01
METLIFE INC	5.30	15 Dec, 2034	0.01
EQUINIX EUROPE 2 FINANCING CORPORATION LLC	5.50	15 Jun, 2034	0.01
VULCAN MATERIALS CO	5.35	01 Dec, 2034	0.01
KEYSIGHT TECHNOLOGIES INC	5.35	30 Jul, 2030	0.01
ARCELORMITTAL SA	7.00	15 Oct, 2039	0.01
ELEVANCE HEALTH INC	6.10	15 Oct, 2052	0.01
APPLE INC	3.75	12 Sep, 2047	0.01
KEYCORP	5.12	04 Apr, 2031	0.01
TORONTO-DOMINION BANK	5.30	30 Jan, 2032	0.01
GILEAD SCIENCES INC	4.80	15 Nov, 2029	0.01
ENBRIDGE INC	5.25	05 Apr, 2027	0.01
INTEL CORP	4.10	11 May, 2047	0.01
GENERAL MOTORS CO	5.00	01 Oct, 2028	0.01
SWEDBANK AB	5.08	21 May, 2030	0.01
CROWN CASTLE INC	5.80	01 Mar, 2034	0.01
SUMITOMO MITSUI FINANCIAL GROUP, INC	5.32	09 Jul, 2029	0.01
WILLIS NORTH AMERICA INC	5.35	15 May, 2033	0.01
CARDINAL HEALTH INC	5.00	15 Nov, 2029	0.01

Issuer Name	Coupon (%)	Maturity Date	Weight (%)
CARLYLE GROUP INC	5.05	19 Sep, 2035	0.01
ASHTREAD CAPITAL INC	5.55	30 May, 2033	0.01
CSX CORP	6.15	01 May, 2037	0.01
ERAC USA FINANCE LLC	5.20	30 Oct, 2034	0.01
BUNGE FINANCE LTD CORP	4.65	17 Sep, 2034	0.01
INTEL CORP	3.05	12 Aug, 2051	0.01
PROLOGIS LP	5.25	15 May, 2035	0.01
ICON INVESTMENTS SIX DAC	5.81	08 May, 2027	0.01
NATIONAL GRID PLC	5.42	11 Jan, 2034	0.01
BANK OF NEW YORK MELLON CORP	5.22	20 Nov, 2035	0.01
NEW YORK LIFE INSURANCE CO	4.45	15 May, 2069	0.01
ABN AMRO BANK NV	5.51	03 Dec, 2035	0.01
NEW YORK LIFE GLOBAL FUNDING	5.35	23 Jan, 2035	0.01
TOYOTA MOTOR CREDIT CORP	4.80	15 May, 2030	0.01
PROCTER & GAMBLE CO	2.30	01 Feb, 2032	0.01
HUMANA INC	5.88	01 Mar, 2033	0.01
MASSMUTUAL GLOBAL FUNDING II	5.05	07 Dec, 2027	0.01
BANK OF NEW YORK MELLON CORP	5.32	06 Jun, 2036	0.01
FRONTIER COMMUNICATIONS HOLDINGS LLC	5.88	01 Nov, 2029	0.01
INTERNATIONAL FLAVORS & FRAGRANCES INC	1.83	15 Oct, 2027	0.01
SYNCHRONY FINANCIAL	5.93	02 Aug, 2030	0.01
MITSUBISHI UFJ FINANCIAL GROUP INC	5.47	13 Sep, 2033	0.01
SANTANDER HOLDINGS USA INC	5.74	20 Mar, 2031	0.01
AERCAP IRELAND CAPITAL DAC	4.88	01 Apr, 2028	0.01
BROADCOM CORP	3.50	15 Jan, 2028	0.01
AT&T INC	5.65	15 Feb, 2047	0.01
LLOYDS BANKING GROUP PLC	5.30	01 Dec, 2045	0.01
RIO TINTO FINANCE (USA) LTD	2.75	02 Nov, 2051	0.01
BANK OF MONTREAL	5.37	04 Jun, 2027	0.01
DEERE & CO	5.70	19 Jan, 2055	0.01
NATIONAL AUSTRALIA BANK LTD (NEW YORK BRANCH)	4.90	14 Jan, 2030	0.01
HCA INC	5.50	01 Mar, 2032	0.01
UNITEDHEALTH GROUP INC	5.95	15 Jun, 2055	0.01
ELEVANCE HEALTH INC	4.95	01 Nov, 2031	0.01
TRACTOR SUPPLY CO	5.25	15 May, 2033	0.01
RENTOKIL TERMINIX FUNDING LLC	5.00	28 Apr, 2030	0.01
AON CORP	5.35	28 Feb, 2033	0.01
KENVUE INC	4.85	22 May, 2032	0.01
ASHTREAD CAPITAL INC	5.50	11 Aug, 2032	0.01
SKANDINAVISKA ENSKILDA BANKEN AB	5.38	05 Mar, 2029	0.01
JOHNSON & JOHNSON	5.85	15 Jul, 2038	0.01
UNITED PARCEL SERVICE INC	4.45	01 Apr, 2030	0.01
STEEL DYNAMICS INC	5.25	15 May, 2035	0.01

Issuer Name	Coupon (%)	Maturity Date	Weight (%)
SWEDBANK AB	5.41	14 Mar, 2029	0.01
NASDAQ INC	6.10	28 Jun, 2063	0.01
COOPERATIEVE RABOBANK UA	5.45	05 Mar, 2030	0.01
AMERIPRISE FINANCIAL INC	5.20	15 Apr, 2035	0.01
BARCLAYS PLC	6.04	12 Mar, 2055	0.01
THERMO FISHER SCIENTIFIC INC	4.98	10 Aug, 2030	0.01
COTY INC	6.63	15 Jul, 2030	0.01
BANK OF NEW ZEALAND	5.08	30 Jan, 2029	0.01
COOPERATIEVE RABOBANK UA	4.99	27 May, 2031	0.01
CUMMINS INC	5.15	20 Feb, 2034	0.01
ALLY FINANCIAL INC	6.18	26 Jul, 2035	0.01
OTIS WORLDWIDE CORP	5.25	16 Aug, 2028	0.01
FEDERATION DES CAISSES DESJARDINS DU QUEBEC	5.70	14 Mar, 2028	0.01
TOYOTA MOTOR CREDIT CORP	5.25	11 Sep, 2028	0.01
COOPERATIEVE RABOBANK UA (NEW YORK BRANCH)	4.49	17 Oct, 2029	0.01
PROLOGIS LP	4.88	15 Jun, 2028	0.01
CANADIAN NATIONAL RAILWAY CO	3.85	05 Aug, 2032	0.01
CAMERON LNG LLC	3.70	15 Jan, 2039	0.01
NEW YORK LIFE GLOBAL FUNDING	4.90	13 Jun, 2028	0.01
S&P GLOBAL INC	5.25	15 Sep, 2033	0.01
BANCO BILBAO VIZCAYA ARGENTARIA SA	6.14	14 Sep, 2028	0.01
AVIATION CAPITAL GROUP LLC	4.80	24 Oct, 2030	0.01
VISA INC	2.70	15 Apr, 2040	0.01
MACQUARIE BANK LTD	5.27	02 Jul, 2027	0.01
WESTPAC NEW ZEALAND LTD	5.20	28 Feb, 2029	0.01
PHILLIPS 66 CO	4.95	01 Dec, 2027	0.01
EQUIFAX INC	5.10	15 Dec, 2027	0.01
HEALTHPEAK OP LLC	5.25	15 Dec, 2032	0.01
UNICREDIT SPA	4.63	12 Apr, 2027	0.01
SNAM SPA	5.00	28 May, 2030	0.01
ONEOK INC	4.95	15 Oct, 2032	0.01
M&T BANK CORP	5.18	08 Jul, 2031	0.01
TARGA RESOURCES CORP	5.65	15 Feb, 2036	0.01
MARTIN MARIETTA MATERIALS INC	5.15	01 Dec, 2034	0.01
ROCHE HOLDINGS INC	4.91	08 Mar, 2031	0.01
ARTHUR J. GALLAGHER & CO.	4.85	15 Dec, 2029	0.01
SMURFIT KAPPA TREASURY UNLIMITED CO	5.20	15 Jan, 2030	0.01
ABN AMRO BANK NV	4.99	03 Dec, 2028	0.01
HCA INC	5.25	01 Mar, 2030	0.01
VMWARE LLC	4.70	15 May, 2030	0.01
TOYOTA MOTOR CREDIT CORP	4.60	10 Oct, 2031	0.01
PHILLIPS 66	2.15	15 Dec, 2030	0.01
SUMITOMO MITSUI TRUST BANK LTD	5.20	07 Mar, 2029	0.01

Issuer Name	Coupon (%)	Maturity Date	Weight (%)
METROPOLITAN LIFE GLOBAL FUNDING I	4.85	08 Jan, 2029	0.01
CATERPILLAR INC	5.20	27 May, 2041	0.01
ROYAL BANK OF CANADA	4.90	12 Jan, 2028	0.01
CREDIT AGRICOLE SA	5.37	11 Mar, 2034	0.01
ROYALTY PHARMA PLC	3.30	02 Sep, 2040	0.01
TARGA RESOURCES CORP	5.20	01 Jul, 2027	0.01
ERAC USA FINANCE LLC	5.00	15 Feb, 2029	0.01
CSX CORP	4.50	15 Nov, 2052	0.01
INTUIT INC	5.13	15 Sep, 2028	0.01
SHERWIN-WILLIAMS CO	2.95	15 Aug, 2029	0.01
UNION PACIFIC CORP	3.70	01 Mar, 2029	0.01
INTERNATIONAL BUSINESS MACHINES CORP	5.60	30 Nov, 2039	0.01
AUSTRALIA AND NEW ZEALAND BANKING GROUP LTD (NEW YORK BRANCH)	4.90	16 Jul, 2027	0.01
PROLOGIS LP	5.13	15 Jan, 2034	0.01
STARBUCKS CORP	4.50	15 May, 2028	0.01
DOW CHEMICAL CO	3.60	15 Nov, 2050	0.01
ADOBE INC	4.95	04 Apr, 2034	0.01
WALMART INC	4.10	28 Apr, 2027	0.01
HALEON US CAPITAL LLC	4.00	24 Mar, 2052	0.01
NATIONAL AUSTRALIA BANK LTD (NEW YORK BRANCH)	4.53	13 Jun, 2030	0.01
SWISS RE SUBORDINATED FINANCE PLC	6.19	01 Apr, 2046	0.01
ALLSTATE CORP	5.25	30 Mar, 2033	0.01
BANQUE FEDERATIVE DU CREDIT MUTUEL SA	5.19	16 Feb, 2028	0.01
GLAXOSMITHKLINE CAPITAL INC	4.88	15 Apr, 2035	0.01
NATIONAL AUSTRALIA BANK LTD	4.95	10 Jan, 2034	0.01
AMERICAN HONDA FINANCE CORP	4.45	22 Oct, 2027	0.01
NXP BV	3.25	11 May, 2041	0.01
AGILENT TECHNOLOGIES INC	2.30	12 Mar, 2031	0.01
PROCTER & GAMBLE CO	5.55	05 Mar, 2037	0.01
FERGUSON ENTERPRISES INC	5.00	03 Oct, 2034	0.01
SVENSKA HANDELSBANKEN AB	4.38	23 May, 2028	0.01
WELLTOWER OP LLC	4.25	15 Apr, 2028	0.01
FERGUSON FINANCE PLC	4.50	24 Oct, 2028	0.01
BANK OF MONTREAL	5.00	27 Jan, 2029	0.01
ALLY FINANCIAL INC	4.75	09 Jun, 2027	0.01
ENBRIDGE INC	7.20	27 Jun, 2054	0.01
MASTERCARD INC	4.88	09 Mar, 2028	0.01
AMCOR FLEXIBLES NORTH AMERICA INC	5.50	17 Mar, 2035	0.01
AMERICAN HONDA FINANCE CORP	5.05	10 Jul, 2031	0.01
CITIZENS FINANCIAL GROUP INC	5.25	05 Mar, 2031	0.01
WESTPAC NEW ZEALAND LTD	4.94	27 Feb, 2030	0.01
LYONDELLBASELL INDUSTRIES NV	4.63	26 Feb, 2055	0.01
MYLAN INC	4.55	15 Apr, 2028	0.01

Issuer Name	Coupon (%)	Maturity Date	Weight (%)
HUMANA INC	5.55	01 May, 2035	0.01
ARTHUR J. GALLAGHER & CO.	4.60	15 Dec, 2027	0.01
GENERAL MOTORS CO	4.20	01 Oct, 2027	0.01
WILLIS NORTH AMERICA INC	4.65	15 Jun, 2027	0.01
GENERAL MILLS INC	4.88	30 Jan, 2030	0.01
STATE STREET CORP	2.20	03 Mar, 2031	0.01
DAIMLER TRUCK FINANCE NORTH AMERICA LLC	4.65	12 Oct, 2030	0.01
SKANDINAVISKA ENSKILDA BANKEN AB	4.38	02 Jun, 2028	0.01
WESTPAC NEW ZEALAND LTD	4.90	15 Feb, 2028	0.01
BANK OF NEW YORK MELLON CORP	4.44	09 Jun, 2028	0.01
MASTERCARD INC	4.85	09 Mar, 2033	0.01
WALMART INC	3.90	15 Apr, 2028	0.01
UNITEDHEALTH GROUP INC	4.65	15 Jan, 2031	0.01
NATIONAL AUSTRALIA BANK LTD (NEW YORK BRANCH)	4.31	13 Jun, 2028	0.01
AMERICAN HONDA FINANCE CORP	5.15	09 Jul, 2032	0.01
SUN HUNG KAI PROPERTIES (CAPITAL MARKET) LTD	2.88	21 Jan, 2030	0.01
TAPESTRY INC	5.10	11 Mar, 2030	0.01
BMW US CAPITAL LLC	5.05	21 Mar, 2030	0.01
BPCE SA	4.75	19 Jul, 2027	0.01
S C JOHNSON & SON INC	4.75	15 Oct, 2046	0.01
MERCK & CO INC	4.30	17 May, 2030	0.01
TRAVELERS COMPANIES INC	5.35	01 Nov, 2040	0.01
CATERPILLAR INC	2.60	09 Apr, 2030	0.01
PEPSICO INC	4.45	07 Feb, 2028	0.01
JOHNSON & JOHNSON	4.55	01 Mar, 2028	0.01
MANUFACTURERS AND TRADERS TRUST CO	4.76	06 Jul, 2028	0.01
US BANCORP	2.68	27 Jan, 2033	0.01
NUTRIEN LTD	4.20	01 Apr, 2029	0.01
AIR PRODUCTS AND CHEMICALS INC	4.60	08 Feb, 2029	0.01
MPLX LP	4.80	15 Feb, 2029	0.01
MCDONALD'S CORP	5.45	14 Aug, 2053	0.01
TRANSCANADA PIPELINES LTD	5.10	15 Mar, 2049	0.01
KEURIG DR PEPPER INC	5.05	15 Mar, 2029	0.01
SAN DIEGO GAS & ELECTRIC CO	5.35	01 Apr, 2053	0.01
ELEVANCE HEALTH INC	4.75	15 Feb, 2030	0.01
ORACLE CORP	4.50	06 May, 2028	0.01
NOMURA HOLDINGS INC	4.90	01 Jul, 2030	0.01
DH EUROPE FINANCE II SARL	2.60	15 Nov, 2029	0.01
CROWN CASTLE INC	5.10	01 May, 2033	0.01
PROCTER & GAMBLE CO	4.55	29 Jan, 2034	0.01
MACQUARIE BANK LTD	4.33	12 Jun, 2028	0.01
LPL HOLDINGS INC	5.20	15 Mar, 2030	0.01
WESTPAC BANKING CORP	4.35	01 Jul, 2030	0.01

Issuer Name	Coupon (%)	Maturity Date	Weight (%)
LOWE'S COMPANIES INC	4.00	15 Oct, 2028	0.01
NASDAQ INC	5.95	15 Aug, 2053	0.01
J B HUNT TRANSPORT SERVICES INC	4.90	15 Mar, 2030	0.01
AMERICAN EXPRESS CO	4.99	26 May, 2033	0.01
FIDELITY NATIONAL INFORMATION SERVICES INC	5.10	15 Jul, 2032	0.01
COMMONWEALTH BANK OF AUSTRALIA (NEW YORK BRANCH)	4.15	01 Oct, 2030	0.01
AMERICAN INTERNATIONAL GROUP INC	5.13	27 Mar, 2033	0.01
CIGNA GROUP	6.00	15 Jan, 2056	0.01
BANK OF NEW YORK MELLON CORP	4.54	01 Feb, 2029	0.01
COMCAST CORP	4.40	15 Aug, 2035	0.01
NATIONWIDE BUILDING SOCIETY	4.65	14 Jul, 2029	0.01
COLUMBIA PIPELINES HOLDING COMPANY LLC	5.00	17 Nov, 2032	0.01
FREEPORT-MCMORAN INC	5.40	14 Nov, 2034	0.01
WRKCO INC	4.90	15 Mar, 2029	0.01
DANSKE BANK A/S	5.02	04 Mar, 2031	0.01
SOUTHWEST AIRLINES CO	4.38	15 Nov, 2028	0.01
M&T BANK CORP	5.40	30 Jul, 2035	0.01
KEYCORP	4.10	30 Apr, 2028	0.01
COCA-COLA CO	4.65	14 Aug, 2034	0.01
THERMO FISHER SCIENTIFIC INC	4.47	07 Oct, 2032	0.01
RELX CAPITAL INC	5.25	27 Mar, 2035	0.01
LOWE'S COMPANIES INC	3.35	01 Apr, 2027	0.01
WASTE CONNECTIONS, INC	5.00	01 Mar, 2034	0.01
MERCEDES-BENZ FINANCE NORTH AMERICA LLC	5.05	03 Aug, 2033	0.01
TARGA RESOURCES CORP	4.90	15 Sep, 2030	0.01
AMERICAN HONDA FINANCE CORP	4.90	13 Mar, 2029	0.01
ROYAL BANK OF CANADA	4.00	03 Nov, 2028	0.01
HCA INC	2.38	15 Jul, 2031	0.01
MASTERCARD INC	4.10	15 Jan, 2028	0.01
LSEG US FIN CORP	5.30	28 Mar, 2034	0.01
NUTRIEN LTD	4.90	27 Mar, 2028	0.01
BANK OF NOVA SCOTIA	2.45	02 Feb, 2032	0.01
BARCLAYS PLC	3.33	24 Nov, 2042	0.01
UNILEVER CAPITAL CORP	4.25	12 Aug, 2027	0.01
QUEST DIAGNOSTICS INC	2.95	30 Jun, 2030	0.01
NATWEST MARKETS PLC	4.79	21 Mar, 2028	0.01
ING GROEP NV	4.86	25 Mar, 2029	0.01
GOLDMAN SACHS GROUP INC	6.45	01 May, 2036	0.01
RIO TINTO FINANCE (USA) PLC	5.88	14 Mar, 2065	0.01
BROADCOM INC	4.00	15 Apr, 2029	0.01
BMW US CAPITAL LLC	4.75	21 Mar, 2028	0.01
PRUDENTIAL FINANCIAL INC	5.20	14 Mar, 2035	0.01
RELX CAPITAL INC	4.75	27 Mar, 2030	0.01

Issuer Name	Coupon (%)	Maturity Date	Weight (%)
EXPEDIA GROUP INC	4.63	01 Aug, 2027	0.01
TAPESTRY INC	5.50	11 Mar, 2035	0.01
ONEOK INC	5.85	01 Nov, 2064	0.01
EVERSOURCE ENERGY	6.35	15 Aug, 2056	0.01
LYB INTERNATIONAL FINANCE III LLC	5.50	01 Mar, 2034	0.01
FIFTH THIRD BANCORP	4.89	06 Sep, 2030	0.01
RIO TINTO FINANCE (USA) PLC	4.50	14 Mar, 2028	0.01
PEPSICO INC	4.10	15 Jan, 2029	0.01
EXELON CORP	4.95	15 Mar, 2036	0.01
COMMONWEALTH BANK OF AUSTRALIA (NEW YORK BRANCH)	4.42	14 Mar, 2028	0.01
ELI LILLY AND CO	4.15	14 Aug, 2027	0.01
MCDONALD'S CORP	4.60	09 Sep, 2032	0.01
CBRE SERVICES INC	4.90	15 Jan, 2033	0.01
STATE STREET CORP	5.15	28 Feb, 2036	0.01
THERMO FISHER SCIENTIFIC INC	4.79	07 Oct, 2035	0.01
STARBUCKS CORP	4.00	15 Nov, 2028	0.01
EQUITABLE FINANCIAL LIFE GLOBAL FUNDING	5.00	27 Mar, 2030	0.01
MASTERCARD INC	3.65	01 Jun, 2049	0.01
INTERNATIONAL BUSINESS MACHINES CORP	4.15	27 Jul, 2027	0.01
HUNTINGTON BANCSHARES INC	4.44	04 Aug, 2028	0.01
ABN AMRO BANK NV	4.20	07 Jul, 2028	0.01
PROLOGIS LP	4.75	15 Jun, 2033	0.01
ALPHABET INC	4.00	15 May, 2030	0.01
TAKEDA US FINANCING INC	5.90	07 Jul, 2055	0.01
SOCIETE GENERALE SA	4.75	14 Sep, 2028	0.01
BMW US CAPITAL LLC	3.75	12 Apr, 2028	0.01
MPLX LP	5.00	15 Jan, 2033	0.01
FRANKLIN RESOURCES INC	1.60	30 Oct, 2030	0.01
CUMMINS INC	1.50	01 Sep, 2030	0.01
CATERPILLAR FINANCIAL SERVICES CORP	4.10	15 Aug, 2028	0.01
AUSTRALIA AND NEW ZEALAND BANKING GROUP LTD (NEW YORK BRANCH)	3.92	08 Dec, 2028	0.01
GENUINE PARTS CO	4.95	15 Aug, 2029	0.01
TRAVELERS COMPANIES INC	5.70	24 Jul, 2055	0.01
CME GROUP INC	4.40	15 Mar, 2030	0.01
GENERAL MILLS INC	5.25	30 Jan, 2035	0.01
STATE STREET CORP	4.82	26 Jan, 2034	0.01
GENERAL MOTORS FINANCIAL COMPANY INC	5.45	06 Sep, 2034	0.01
SUMITOMO MITSUI TRUST BANK LTD	4.45	10 Sep, 2027	0.01
TARGA RESOURCES CORP	4.35	15 Jan, 2029	0.01
BANK OF NEW YORK MELLON CORP	3.25	16 May, 2027	0.01
BMW US CAPITAL LLC	4.15	11 Aug, 2027	0.01
CANADIAN IMPERIAL BANK OF COMMERCE	4.63	11 Sep, 2030	0.01
VENTAS REALTY LP	4.40	15 Jan, 2029	0.01

Issuer Name	Coupon (%)	Maturity Date	Weight (%)
EVERSOURCE ENERGY	6.10	15 Aug, 2056	0.01
KKR GROUP FINANCE CO XII LLC	4.85	17 May, 2032	0.01
PRUDENTIAL FINANCIAL INC	3.70	01 Oct, 2050	0.01
BRIXMOR OPERATING PARTNERSHIP LP	4.13	15 May, 2029	0.01
CARGILL INC	4.13	23 Oct, 2030	0.01
HOME DEPOT INC	2.88	15 Apr, 2027	0.01
MCDONALD'S CORP	5.00	13 Feb, 2036	0.01
VISA INC	4.10	12 Feb, 2031	0.01
FEDERATION DES CAISSES DESJARDINS DU QUEBEC	4.57	26 Aug, 2030	0.01
GLOBAL PAYMENTS INC	5.40	15 Aug, 2032	0.01
BPCE SA	4.63	12 Sep, 2028	0.01
INTERNATIONAL BUSINESS MACHINES CORP	4.75	06 Feb, 2033	0.01
TOYOTA MOTOR CREDIT CORP	3.75	12 Jan, 2028	0.01
PROCTER & GAMBLE CO	4.10	03 Nov, 2032	0.01
AUTOZONE INC	4.75	01 Aug, 2032	0.01
PNC FINANCIAL SERVICES GROUP INC	3.15	19 May, 2027	0.01
CHARLES SCHWAB CORP	3.30	01 Apr, 2027	0.01
SUMITOMO MITSUI FINANCIAL GROUP, INC	3.35	18 Oct, 2027	0.01
MERCEDES-BENZ FINANCE NORTH AMERICA LLC	5.00	11 Jan, 2034	0.01
BROADCOM INC	4.30	15 Jan, 2031	0.01
DOW CHEMICAL CO	4.80	15 Jan, 2031	0.01
CF INDUSTRIES INC	5.15	15 Mar, 2034	0.01
ELI LILLY AND CO	3.95	15 Mar, 2049	0.01
BRIGHTHOUSE FINANCIAL INC	3.70	22 Jun, 2027	0.01
CITIZENS BANK NA	4.19	29 Jan, 2029	0.01
ORANGE SA	4.00	13 Jan, 2029	0.01
WESTPAC NEW ZEALAND LTD	4.13	29 Jan, 2029	0.01
ASTRAZENECA PLC	3.13	12 Jun, 2027	0.01
TRANSCANADA PIPELINES LTD	7.25	15 Aug, 2038	0.01
EVERSOURCE ENERGY	5.85	15 Apr, 2031	0.01
MACQUARIE GROUP LTD	3.76	28 Nov, 2028	0.01
EMD FINANCE LLC	4.13	15 Aug, 2028	0.01
ORACLE CORP	4.65	06 May, 2030	0.01
MERCK & CO INC	3.85	15 Sep, 2027	0.01
AUGUSTA SPINCO CORP	4.66	23 Mar, 2031	0.01
SUMITOMO MITSUI FINANCIAL GROUP, INC	3.94	19 Jul, 2028	0.01
STRYKER CORP	4.25	11 Sep, 2029	0.01
BANK OF NEW YORK MELLON CORP	4.71	01 Feb, 2034	0.01
DELL INTERNATIONAL LLC	4.15	15 Feb, 2029	0.01
HOME DEPOT INC	2.50	15 Apr, 2027	0.01
GARTNER INC	3.75	01 Oct, 2030	0.01
METROPOLITAN LIFE GLOBAL FUNDING I	4.35	12 Jan, 2031	0.01
AVIATION CAPITAL GROUP LLC	3.50	01 Nov, 2027	0.01

Issuer Name	Coupon (%)	Maturity Date	Weight (%)
AUSTRALIA AND NEW ZEALAND BANKING GROUP LTD (NEW YORK BRANCH)	3.92	30 Sep, 2027	0.01
TOYOTA MOTOR CREDIT CORP	4.20	10 Jan, 2031	0.01
AMERICAN TOWER CORP	3.55	15 Jul, 2027	0.01
NORTHERN TRUST CORP	5.12	19 Nov, 2040	0.01
INTEL CORP	5.05	05 Aug, 2062	0.01
CIGNA GROUP	3.88	15 Oct, 2047	0.01
ORACLE CORP	4.50	08 Jul, 2044	0.01
AUGUSTA SPINCO CORP	5.25	23 Mar, 2036	0.01
KEYCORP	4.79	01 Jun, 2033	0.01
FISERV INC	5.45	15 Mar, 2034	0.01
NATIONWIDE BUILDING SOCIETY	4.30	08 Mar, 2029	0.01
ELI LILLY AND CO	4.25	15 Mar, 2031	0.01
BANK OF MONTREAL	4.06	22 Sep, 2028	0.01
AUTOZONE INC	4.00	15 Apr, 2030	0.01
COMMONWEALTH EDISON CO	5.95	01 Jun, 2055	0.01
BIOGEN INC	6.45	15 May, 2055	0.01
CANADIAN PACIFIC RAILWAY CO	3.00	02 Dec, 2041	0.01
SKANDINAVISKA ENSKILDA BANKEN AB	4.50	03 Sep, 2030	0.01
MERCK & CO INC	4.15	15 Sep, 2030	0.01
AUGUSTA SPINCO CORP	4.95	23 Mar, 2033	0.01
BOSTON PROPERTIES LP	2.55	01 Apr, 2032	0.01
UNILEVER CAPITAL CORP	1.75	12 Aug, 2031	0.01
CHARLES SCHWAB CORP	1.95	01 Dec, 2031	0.01
BIO RAD LABORATORIES INC	3.70	15 Mar, 2032	0.01
SEMPRA	3.25	15 Jun, 2027	0.01
PEPSICO INC	3.60	18 Feb, 2028	0.01
ONCOR ELECTRIC DELIVERY COMPANY LLC	4.50	15 Mar, 2031	0.01
CANADIAN IMPERIAL BANK OF COMMERCE	5.99	03 Oct, 2028	0.01
AMERICAN HONDA FINANCE CORP	4.40	05 Sep, 2029	0.01
VULCAN MATERIALS CO	5.70	01 Dec, 2054	0.01
CENCORA INC	3.45	15 Dec, 2027	0.01
BANK OF NEW YORK MELLON CORP	3.40	29 Jan, 2028	0.01
MCDONALD'S CORP	4.70	09 Dec, 2035	0.01
AON CORP	3.75	02 May, 2029	0.01
AMCOR FLEXIBLES NORTH AMERICA INC	4.25	08 Mar, 2029	0.01
NESTLE CAPITAL CORP	4.20	18 Mar, 2031	0.01
SUMITOMO MITSUI FINANCIAL GROUP, INC	3.54	17 Jan, 2028	0.01
AT&T INC	4.55	09 Mar, 2049	0.01
BRISTOL-MYERS SQUIBB CO	4.90	22 Feb, 2029	0.01
ELEVANCE HEALTH INC	4.00	15 Sep, 2028	0.01
MERCK & CO INC	3.85	15 Mar, 2029	0.01
WORKDAY INC	3.70	01 Apr, 2029	0.01
APTIV SWISS HOLDINGS LTD	4.15	01 May, 2052	0.01

Issuer Name	Coupon (%)	Maturity Date	Weight (%)
NOMURA HOLDINGS INC	5.04	10 Jun, 2036	0.01
FIFTH THIRD BANCORP	2.55	05 May, 2027	0.01
O'REILLY AUTOMOTIVE INC	3.60	01 Sep, 2027	0.01
CONSOLIDATED EDISON COMPANY OF NEW YORK INC	6.15	15 Nov, 2052	0.01
NESTLE CAPITAL CORP	4.80	18 Mar, 2036	0.01
APA INFRASTRUCTURE LTD	5.13	16 Sep, 2034	0.01
BECTON DICKINSON AND CO	4.67	06 Jun, 2047	0.01
THERMO FISHER SCIENTIFIC INC	4.55	15 Jun, 2033	0.01
GENERAL MOTORS CO	5.00	01 Apr, 2035	0.01
BROOKFIELD ASSET MANAGEMENT LTD	6.08	15 Sep, 2055	0.01
QUALCOMM INC	5.40	20 May, 2033	0.01
SYSCO CORP	3.25	15 Jul, 2027	0.01
AEP TEXAS INC	5.85	15 Oct, 2055	0.01
KEYCORP	5.30	28 Jan, 2037	0.01
MCCORMICK & COMPANY INC	3.40	15 Aug, 2027	0.01
UNITEDHEALTH GROUP INC	2.75	15 May, 2040	0.01
CME GROUP INC	5.30	15 Sep, 2043	0.01
BANQUE FEDERATIVE DU CREDIT MUTUEL SA	5.11	15 Jan, 2036	0.01
AMERICAN HONDA FINANCE CORP	4.90	10 Jan, 2034	0.01
KEYBANK NA	4.90	08 Aug, 2032	0.01
PROCTER & GAMBLE CO	2.85	11 Aug, 2027	0.01
THERMO FISHER SCIENTIFIC INC	5.55	12 Feb, 2046	0.01
CHENIERE ENERGY INC	6.00	30 Jul, 2056	0.01
ABERDEEN GROUP PLC	4.25	30 Jun, 2028	0.01
TRANE TECHNOLOGIES FINANCING LTD	3.80	21 Mar, 2029	0.01
MIZUHO FINANCIAL GROUP INC	5.74	27 May, 2031	0.01
CNO FINANCIAL GROUP INC	6.45	15 Jun, 2034	0.01
CHARTER COMMUNICATIONS OPERATING LLC	5.38	01 Apr, 2038	0.01
AVANGRID INC	3.80	01 Jun, 2029	0.01
BANK OF NEW YORK MELLON CORP	4.29	13 Jun, 2033	0.01
BAKER HUGHES HOLDINGS LLC	4.65	15 Jun, 2033	0.01
HUNTINGTON BANCSHARES INC	5.61	28 Jan, 2041	0.01
COCA-COLA CO	2.50	01 Jun, 2040	0.01
EVERSOURCE ENERGY	5.95	15 Jul, 2034	0.01
FERGUSON ENTERPRISES INC	4.35	15 Mar, 2031	0.01
JOHNSON CONTROLS INTERNATIONAL PLC	5.50	19 Apr, 2029	0.01
NATWEST MARKETS PLC	4.92	31 Dec, 2027	0.01
MPLX LP	4.25	01 Dec, 2027	0.01
TOYOTA MOTOR CREDIT CORP	4.00	21 Mar, 2028	0.01
ELEVANCE HEALTH INC	4.60	15 Sep, 2032	0.01
WESTPAC NEW ZEALAND LTD	4.22	16 Sep, 2030	0.01
WMG ACQUISITION CORP	3.00	15 Feb, 2031	0.01
MICROSOFT CORP	5.30	08 Feb, 2041	0.01

Issuer Name	Coupon (%)	Maturity Date	Weight (%)
AEP TEXAS INC	5.20	15 Apr, 2036	0.01
KLA CORP	5.25	15 Jul, 2062	0.01
UNITEDHEALTH GROUP INC	6.63	15 Nov, 2037	0.01
DANSKE BANK A/S	4.42	12 Sep, 2031	0.01
DOW CHEMICAL CO	9.40	15 May, 2039	0.01
VERIZON COMMUNICATIONS INC	4.13	15 Aug, 2046	0.01
INTERNATIONAL BUSINESS MACHINES CORP	4.40	27 Jul, 2032	0.01
ABBVIE INC	4.75	15 Mar, 2045	0.01
GILEAD SCIENCES INC	5.60	15 Nov, 2064	0.01
ZOETIS INC	3.00	12 Sep, 2027	0.01
TARGA RESOURCES CORP	4.35	15 Apr, 2031	0.01
CAMPBELL'S CO	4.75	23 Mar, 2035	0.01
VISA INC	2.75	15 Sep, 2027	0.01
CAMERON LNG LLC	2.90	15 Jul, 2031	0.01
LYB INTERNATIONAL FINANCE III LLC	4.20	15 Oct, 2049	0.01
ONEOK INC	3.10	15 Mar, 2030	0.01
METROPOLITAN LIFE GLOBAL FUNDING I	3.00	19 Sep, 2027	0.01
CHARTER COMMUNICATIONS OPERATING LLC	6.70	01 Dec, 2055	0.01
COMCAST CORP	4.00	01 Mar, 2048	0.01
PRUDENTIAL FINANCIAL INC	4.50	15 Sep, 2047	0.01
MARRIOTT INTERNATIONAL INC	5.55	15 Oct, 2028	0.01
SYNCHRONY FINANCIAL	4.95	25 Feb, 2032	0.01
MERCK & CO INC	6.50	01 Dec, 2033	0.01
WILLIS NORTH AMERICA INC	5.90	05 Mar, 2054	0.01
COMCAST CORP	4.05	01 Nov, 2052	0.01
LYB INTERNATIONAL FINANCE III LLC	4.20	01 May, 2050	0.01
STRYKER CORP	4.63	11 Sep, 2034	0.01
ABBVIE INC	5.60	15 Mar, 2055	0.01
AMCOR FLEXIBLES NORTH AMERICA INC	5.10	17 Mar, 2030	0.01
DH EUROPE FINANCE II SARL	3.25	15 Nov, 2039	0.01
ENTERPRISE PRODUCTS OPERATING LLC	3.70	31 Jan, 2051	0.01
NUTRIEN LTD	5.80	27 Mar, 2053	0.01
GILEAD SCIENCES INC	2.60	01 Oct, 2040	0.01
AMCOR FLEXIBLES NORTH AMERICA INC	5.13	12 Mar, 2036	0.01
UNITED PARCEL SERVICE INC	3.40	15 Mar, 2029	0.01
TRAVELERS COMPANIES INC	5.45	25 May, 2053	0.01
DELL INTERNATIONAL LLC	3.38	15 Dec, 2041	0.01
PFIZER INC	2.55	28 May, 2040	0.01
D.R. HORTON INC	5.50	15 Oct, 2035	0.01
MERCK & CO INC	5.50	15 Mar, 2046	0.01
ASTRAZENECA FINANCE LLC	4.60	02 Mar, 2036	0.01
INTEL CORP	4.80	01 Oct, 2041	0.01
VERIZON COMMUNICATIONS INC	3.88	01 Mar, 2052	0.01

Issuer Name	Coupon (%)	Maturity Date	Weight (%)
ELI LILLY AND CO	5.60	12 Feb, 2065	0.01
AMCOR FLEXIBLES NORTH AMERICA INC	2.69	25 May, 2031	0.01
ENTERPRISE PRODUCTS OPERATING LLC	3.95	31 Jan, 2060	0.01
VIATRIS INC	2.30	22 Jun, 2027	0.01
TARGET CORP	4.50	15 Sep, 2034	0.01
SABRA HEALTH CARE LP	3.20	01 Dec, 2031	0.01
TARGA RESOURCES CORP	6.05	15 May, 2056	0.01
AMERICAN TOWER CORP	5.35	15 Mar, 2035	0.01
CSX CORP	6.22	30 Apr, 2040	0.01
NATWEST GROUP PLC	5.91	03 Mar, 2047	0.01
AT&T INC	3.75	01 Sep, 2050	0.01
AMCOR FLEXIBLES NORTH AMERICA INC	4.80	17 Mar, 2028	0.01
HUMANA INC	3.70	23 Mar, 2029	0.01
KRAFT HEINZ FOODS CO	3.75	01 Apr, 2030	0.01
WEA FINANCE LLC	3.50	15 Jun, 2029	0.01
AIRCASTLE LTD	2.85	26 Jan, 2028	0.01
BIG RIVER STEEL LLC	6.63	31 Jan, 2029	0.01
WASTE CONNECTIONS, INC	4.20	15 Jan, 2033	0.01
MARVELL TECHNOLOGY INC	2.45	15 Apr, 2028	0.01
TOYOTA MOTOR CREDIT CORP	5.45	10 Nov, 2027	0.01
GLOBAL ATLANTIC (FIN) CO	7.95	15 Jun, 2033	0.01
STATE STREET CORP	4.16	04 Aug, 2033	0.01
SOCIETE GENERALE SA	3.63	01 Mar, 2041	0.01
ABBVIE INC	5.35	15 Mar, 2044	0.01
COLUMBIA PIPELINES HOLDING COMPANY LLC	6.04	15 Aug, 2028	0.01
DOW CHEMICAL CO	2.10	15 Nov, 2030	0.01
CISCO SYSTEMS INC	5.50	24 Feb, 2055	0.01
MIZUHO FINANCIAL GROUP INC	5.59	10 Jul, 2035	0.01
VULCAN MATERIALS CO	3.50	01 Jun, 2030	0.01
BANK OF NOVA SCOTIA	5.45	01 Aug, 2029	0.01
ALCON FINANCE CORP	5.38	06 Dec, 2032	0.01
NATIONAL GRID PLC	5.60	12 Jun, 2028	0.01
SEMPRA	5.50	01 Aug, 2033	0.01
KELLANOVA	7.45	01 Apr, 2031	0.01
KRAFT HEINZ FOODS CO	5.50	01 Jun, 2050	0.01
BPCE SA	3.65	14 Jan, 2037	0.01
CONSOLIDATED EDISON COMPANY OF NEW YORK INC	4.45	15 Mar, 2044	0.01
SOUTHWEST AIRLINES CO	5.25	15 Nov, 2035	0.01
FIDELITY NATIONAL INFORMATION SERVICES INC	2.25	01 Mar, 2031	0.01
MERCK & CO INC	2.45	24 Jun, 2050	0.01
ENBRIDGE INC	5.50	01 Dec, 2046	0.01
NETSCOUT SYSTEMS INC	5.24	19 Apr, 2029	0.01
MITSUBISHI UFJ FINANCIAL GROUP INC	5.24	19 Apr, 2029	0.01
APOLLO GLOBAL MANAGEMENT INC	5.80	21 May, 2054	0.01

Issuer Name	Coupon (%)	Maturity Date	Weight (%)
AMGEN INC	4.20	01 Mar, 2033	0.01
CANADIAN NATIONAL RAILWAY CO	4.38	18 Sep, 2034	0.01
SUMISHO AIR LEASE CORP	5.85	15 Dec, 2027	0.01
AMGEN INC	3.00	22 Feb, 2029	0.01
UNITEDHEALTH GROUP INC	3.75	15 Oct, 2047	0.01
ARCH CAPITAL GROUP LTD	3.63	30 Jun, 2050	0.01
MCKESSON CORP	5.25	30 May, 2035	0.01
BANK OF NEW YORK MELLON CORP	3.30	23 Aug, 2029	0.01
TOYOTA MOTOR CREDIT CORP	1.90	06 Apr, 2028	0.01
AMGEN INC	5.65	19 Feb, 2056	0.01
APPLE INC	2.40	20 Aug, 2050	0.01
PEPSICO INC	5.25	17 Jul, 2054	0.01
MIZUHO FINANCIAL GROUP INC	5.10	13 May, 2031	0.01
ONCOR ELECTRIC DELIVERY COMPANY LLC	5.55	15 Jun, 2054	0.01
PLAINS ALL AMERICAN PIPELINE LP	3.80	15 Sep, 2030	0.01
TRANE TECHNOLOGIES FINANCING LTD	5.25	03 Mar, 2033	0.01
NEWMONT CORPORATION	2.60	15 Jul, 2032	0.01
GILEAD SCIENCES INC	1.20	01 Oct, 2027	0.01
EAGLE MATERIALS INC	5.00	15 Mar, 2036	0.01
MANULIFE FINANCIAL CORP	5.38	04 Mar, 2046	0.01
STANDARD CHARTERED PLC	5.71	05 Mar, 2047	0.01
APPLIED MATERIALS INC	4.80	15 Jun, 2029	0.01
EBAY INC	3.65	10 May, 2051	0.01
MARTIN MARIETTA MATERIALS INC	5.50	01 Dec, 2054	0.01
SOLVENTUM CORP	5.40	01 Mar, 2029	0.01
RAYMOND JAMES FINANCIAL INC	4.95	15 Jul, 2046	0.01
BRITISH TELECOMMUNICATIONS PLC	5.13	04 Dec, 2028	0.01
WALMART INC	3.25	08 Jul, 2029	0.01
AGCO CORP	5.80	21 Mar, 2034	0.01
CAMERON LNG LLC	3.30	15 Jan, 2035	0.01
AUTOZONE INC	5.40	15 Jul, 2034	0.01
MIZUHO FINANCIAL GROUP INC	3.15	16 Jul, 2030	0.01
SIEMENS FINANCIERINGSMAATSCHAPPIJ NV	3.30	15 Sep, 2046	0.01
UBS GROUP AG	6.44	11 Aug, 2028	0.01
TRUIST FINANCIAL CORP	1.13	03 Aug, 2027	0.01
ADOBE INC	4.95	17 Jan, 2030	0.01
TOYOTA MOTOR CREDIT CORP	4.95	09 Jan, 2030	0.01
CARGILL INC	5.38	23 Oct, 2055	0.01
CATERPILLAR FINANCIAL SERVICES CORP	1.10	14 Sep, 2027	0.01
EQUIFAX INC	5.10	01 Jun, 2028	0.01
DOLLAR TREE INC	2.65	01 Dec, 2031	0.01
CITIZENS FINANCIAL GROUP INC	3.25	30 Apr, 2030	0.01
HOST HOTELS & RESORTS LP	5.50	15 Apr, 2035	0.01

Issuer Name	Coupon (%)	Maturity Date	Weight (%)
GATX CORP	5.50	15 Jun, 2035	0.01
MICROSOFT CORP	4.20	03 Nov, 2035	0.01
DOW CHEMICAL CO	7.38	01 Nov, 2029	0.01
MERCEDES-BENZ FINANCE NORTH AMERICA LLC	4.90	15 Nov, 2027	0.01
WELLTOWER OP LLC	3.10	15 Jan, 2030	0.01
PUBLIC STORAGE OPERATING CO	5.10	01 Aug, 2033	0.01
INTERNATIONAL BUSINESS MACHINES CORP	5.80	03 Feb, 2056	0.01
INTEL CORP	4.00	15 Dec, 2032	0.01
VERALTO CORP	5.45	18 Sep, 2033	0.01
CSL FINANCE PLC	5.42	03 Apr, 2054	0.01
BRIGHTHOUSE FINANCIAL INC	4.70	22 Jun, 2047	0.01
COCA-COLA CO	1.50	05 Mar, 2028	0.01
TARGA RESOURCES CORP	4.20	01 Feb, 2033	0.01
KEYSIGHT TECHNOLOGIES INC	4.60	06 Apr, 2027	0.01
S&P GLOBAL INC	3.70	01 Mar, 2052	0.01
JOHN DEERE CAPITAL CORP	4.90	11 Jun, 2027	0.01
WALMART INC	2.50	22 Sep, 2041	0.01
INGERSOLL RAND INC	5.20	15 Jun, 2027	0.01
COOPERATIEVE RABOBANK UA (NEW YORK BRANCH)	4.88	21 Jan, 2028	0.01
AMERICAN TOWER CORP	1.88	15 Oct, 2030	0.01
STATE STREET CORP	4.54	24 Apr, 2028	0.01
OMEGA HEALTHCARE INVESTORS, INC	4.50	01 Apr, 2027	0.01
BROADCOM INC	1.95	15 Feb, 2028	0.01
HCA INC	5.70	15 Nov, 2055	0.01
TOYOTA MOTOR CREDIT CORP	4.55	17 May, 2030	0.01
KEURIG DR PEPPER INC	3.20	01 May, 2030	0.01
AMERICAN TOWER CORP	5.50	15 Mar, 2028	0.01
REPUBLIC SERVICES INC	5.15	15 Mar, 2035	0.01
HORMEL FOODS CORP	1.70	03 Jun, 2028	0.01
NEW YORK LIFE GLOBAL FUNDING	4.40	25 Apr, 2028	0.01
KIMBERLY-CLARK CORP	3.10	26 Mar, 2030	0.01
NISOURCE INC	2.95	01 Sep, 2029	0.01
SAN DIEGO GAS & ELECTRIC CO	1.70	01 Oct, 2030	0.01
VERALTO CORP	5.35	18 Sep, 2028	0.01
RELX CAPITAL INC	3.00	22 May, 2030	0.01
AMERICAN HONDA FINANCE CORP	2.00	24 Mar, 2028	0.01
DAIMLER TRUCK FINANCE NORTH AMERICA LLC	2.38	14 Dec, 2028	0.01
FISERV INC	5.38	21 Aug, 2028	0.01
MANULIFE FINANCIAL CORP	3.70	16 Mar, 2032	0.01
SUMISHO AIR LEASE CORP	5.30	01 Feb, 2028	0.01
AMERICAN WATER CAPITAL CORP	5.15	01 Mar, 2034	0.01
MERCK & CO INC	2.35	24 Jun, 2040	0.01
UNILEVER CAPITAL CORP	4.88	08 Sep, 2028	0.01

Issuer Name	Coupon (%)	Maturity Date	Weight (%)
PNC BANK NA (DELAWARE)	2.70	22 Oct, 2029	0.01
REINSURANCE GROUP OF AMERICA INC	6.65	15 Sep, 2055	0.01
ALLY FINANCIAL INC	2.20	02 Nov, 2028	0.01
BPCE SA	2.70	01 Oct, 2029	0.01
DAIMLER TRUCK FINANCE NORTH AMERICA LLC	4.95	13 Jan, 2028	0.01
KENVUE INC	5.10	22 Mar, 2043	0.01
VERIZON COMMUNICATIONS INC	1.68	30 Oct, 2030	0.01
DOLLAR GENERAL CORP	5.00	01 Nov, 2032	0.01
RALPH LAUREN CORP	2.95	15 Jun, 2030	0.01
ABBOTT LABORATORIES	5.30	27 May, 2040	0.01
ANALOG DEVICES INC	1.70	01 Oct, 2028	0.01
EQUITABLE FINANCIAL LIFE GLOBAL FUNDING	1.80	08 Mar, 2028	0.01
S&P GLOBAL INC	4.75	01 Aug, 2028	0.01
MIZUHO FINANCIAL GROUP INC	1.98	08 Sep, 2031	0.01
JOHN DEERE CAPITAL CORP	4.25	05 Jun, 2028	0.01
AMERICAN HONDA FINANCE CORP	4.90	09 Jul, 2027	0.01
ESTEE LAUDER COMPANIES INC	4.38	15 May, 2028	0.01
AMERICAN HONDA FINANCE CORP	4.85	23 Oct, 2031	0.01
GLOBAL ATLANTIC (FIN) CO	6.75	15 Mar, 2054	0.01
CROWN CASTLE INC	3.30	01 Jul, 2030	0.01
CUMMINS INC	4.70	15 Feb, 2031	0.01
PHARMACIA LLC	6.60	01 Dec, 2028	0.01
FIDELITY NATIONAL INFORMATION SERVICES INC	1.65	01 Mar, 2028	0.01
KEYCORP	2.55	01 Oct, 2029	0.01
WESTPAC BANKING CORP	2.65	16 Jan, 2030	0.01
MONDELEZ INTERNATIONAL INC	4.25	06 May, 2028	0.01
CHUBB INA HOLDINGS LLC	4.65	15 Aug, 2029	0.01
SUMITOMO MITSUI FINANCIAL GROUP, INC	5.25	08 Jul, 2036	0.01
HEALTHPEAK OP LLC	3.00	15 Jan, 2030	0.01
KONINKLIJKE KPN NV	8.38	01 Oct, 2030	0.01
BROADRIDGE FINANCIAL SOLUTIONS INC	2.90	01 Dec, 2029	0.01
GENERAL MILLS INC	2.88	15 Apr, 2030	0.01
CARGILL INC	4.63	11 Feb, 2028	0.01
MONDELEZ INTERNATIONAL INC	2.75	13 Apr, 2030	0.01
TEXAS INSTRUMENTS INC	4.60	15 Feb, 2028	0.01
D.R. HORTON INC	5.00	15 Oct, 2034	0.01
PPL ELECTRIC UTILITIES CORP	5.25	15 May, 2053	0.01
SYSCO CORP	5.10	23 Sep, 2030	0.01
AMERICAN TOWER CORP	2.90	15 Jan, 2030	0.01
MAPLE PARENT HOLDINGS CORP	6.63	26 Mar, 2056	0.01
MERCEDES-BENZ FINANCE NORTH AMERICA LLC	4.75	01 Aug, 2027	0.01
PROCTER & GAMBLE CO	4.05	01 May, 2030	0.01
HCA INC	5.00	01 Mar, 2028	0.01

Issuer Name	Coupon (%)	Maturity Date	Weight (%)
STRYKER CORP	4.70	10 Feb, 2028	0.01
HOST HOTELS & RESORTS LP	3.50	15 Sep, 2030	0.01
AMERICAN HONDA FINANCE CORP	4.60	17 Apr, 2030	0.01
ELEVANCE HEALTH INC	4.55	01 Mar, 2048	0.01
ECOLAB INC	4.80	24 Mar, 2030	0.01
ENBRIDGE ENERGY PARTNERS LP	7.38	15 Oct, 2045	0.01
PACCAR FINANCIAL CORP	4.45	06 Aug, 2027	0.01
VMWARE LLC	1.80	15 Aug, 2028	0.01
BECTON DICKINSON AND CO	2.82	20 May, 2030	0.01
BELL TELEPHONE COMPANY OF CANADA OR BELL CANADA	5.20	15 Feb, 2034	0.01
JH NORTH AMERICA HOLDINGS INC	5.88	31 Jan, 2031	0.01
BRISTOL-MYERS SQUIBB CO	3.90	15 Mar, 2062	0.01
AERCAP IRELAND CAPITAL DAC	5.30	19 Jan, 2034	0.01
NSTAR ELECTRIC CO	5.20	01 Mar, 2035	0.01
TARGA RESOURCES PARTNERS LP	5.00	15 Jan, 2028	0.01
CENCORA INC	5.15	15 Feb, 2035	0.01
NOVARTIS CAPITAL CORP	3.90	05 Nov, 2028	0.01
BELL TELEPHONE COMPANY OF CANADA OR BELL CANADA	5.55	15 Feb, 2054	0.01
YARA INTERNATIONAL ASA	3.15	04 Jun, 2030	0.01
TEXAS INSTRUMENTS INC	5.15	08 Feb, 2054	0.01
ORIX CORP	4.65	10 Sep, 2029	0.01
BMW US CAPITAL LLC	4.60	13 Aug, 2027	0.01
AIA GROUP LTD	5.40	30 Sep, 2054	0.01
SUMITOMO MITSUI FINANCIAL GROUP, INC	4.95	08 Jul, 2033	0.01
ELI LILLY AND CO	2.25	15 May, 2050	0.01
MOSAIC CO	4.05	15 Nov, 2027	0.01
LOWE'S COMPANIES INC	2.80	15 Sep, 2041	0.01
STATE STREET CORP	2.40	24 Jan, 2030	0.01
HONDA MOTOR CO LTD	4.44	08 Jul, 2028	0.01
CF INDUSTRIES INC	5.38	15 Mar, 2044	0.01
COMMONWEALTH BANK OF AUSTRALIA	1.88	15 Sep, 2031	0.01
MOTOROLA SOLUTIONS INC	4.60	23 Feb, 2028	0.01
OWENS CORNING	5.95	15 Jun, 2054	0.01
JERSEY CENTRAL POWER & LIGHT CO	5.10	15 Jan, 2035	0.01
VERIZON COMMUNICATIONS INC	2.85	03 Sep, 2041	0.01
SUMITOMO MITSUI FINANCIAL GROUP, INC	4.66	08 Jul, 2031	0.01
AMGEN INC	5.15	15 Nov, 2041	0.01
BAXTER INTERNATIONAL INC	4.90	15 Dec, 2030	0.01
NXP BV	5.25	19 Aug, 2035	0.01
WALT DISNEY CO	4.63	23 Mar, 2040	0.01
BOSTON PROPERTIES LP	2.45	01 Oct, 2033	0.01
PROLOGIS LP	5.00	31 Jan, 2035	0.01
STANDARD CHARTERED PLC	5.30	09 Jan, 2043	0.01

Issuer Name	Coupon (%)	Maturity Date	Weight (%)
ENTERPRISE PRODUCTS OPERATING LLC	5.38	15 Feb, 2078	0.01
ZIMMER BIOMET HOLDINGS, INC	5.20	15 Sep, 2034	0.01
TEXAS INSTRUMENTS INC	2.25	04 Sep, 2029	0.01
SALESFORCE INC	3.05	15 Jul, 2061	0.01
ANZ NEW ZEALAND INTL LTD (LONDON BRANCH)	2.55	13 Feb, 2030	0.01
FERGUSON FINANCE PLC	4.65	20 Apr, 2032	0.01
CARLISLE COMPANIES INC	2.75	01 Mar, 2030	0.01
SOUTHERN CALIFORNIA GAS CO	2.95	15 Apr, 2027	0.01
ESTEE LAUDER COMPANIES INC	4.65	15 May, 2033	0.01
NORDEA BANK ABP	4.38	10 Sep, 2029	0.01
EXPERIAN FINANCE PLC	2.75	08 Mar, 2030	0.01
DENTSPLY SIRONA INC	3.25	01 Jun, 2030	0.01
MAPLE PARENT HOLDINGS CORP	5.70	26 Mar, 2036	0.01
GLOBAL PAYMENTS INC	5.95	15 Aug, 2052	0.01
UNION PACIFIC CORP	2.40	05 Feb, 2030	0.01
NSTAR ELECTRIC CO	3.20	15 May, 2027	0.01
MARVELL TECHNOLOGY INC	2.95	15 Apr, 2031	0.01
CATERPILLAR INC	3.25	19 Sep, 2049	0.01
SUMISHO AIR LEASE CORP	3.13	01 Dec, 2030	0.01
CITIGROUP INC	6.00	31 Oct, 2033	0.01
MERCK & CO INC	4.90	17 May, 2044	0.01
TARGET CORP	2.35	15 Feb, 2030	0.01
WILLIS NORTH AMERICA INC	4.55	15 Mar, 2031	0.01
CATERPILLAR FINANCIAL SERVICES CORP	3.60	12 Aug, 2027	0.01
JOHNSON & JOHNSON	2.10	01 Sep, 2040	0.01
ALCON FINANCE CORP	2.60	27 May, 2030	0.01
ENBRIDGE INC	3.70	15 Jul, 2027	0.01
NATIONAL RURAL UTILITIES COOPERATIVE FINANCE CORP	4.15	25 Aug, 2028	0.01
NEW YORK LIFE GLOBAL FUNDING	4.05	02 Feb, 2029	0.01
BANK OF AMERICA CORP	3.48	13 Mar, 2052	0.01
CROWN CASTLE INC	5.20	01 Sep, 2034	0.01
CSX CORP	4.30	01 Mar, 2048	0.01
TOYOTA MOTOR CREDIT CORP	4.65	03 Sep, 2032	0.01
AMERICAN HONDA FINANCE CORP	4.15	08 Jan, 2029	0.01
COMCAST CORP	6.50	15 Nov, 2035	0.01
DELL INTERNATIONAL LLC	4.35	01 Feb, 2030	0.01
HCA INC	6.10	01 Apr, 2064	0.01
CONSOLIDATED EDISON COMPANY OF NEW YORK INC	6.75	01 Apr, 2038	0.01
HOME DEPOT INC	2.38	15 Mar, 2051	0.01
PRINCIPAL LIFE GLOBAL FUNDING II	4.45	13 Jan, 2031	0.01
AMERICAN HONDA FINANCE CORP	4.25	01 Sep, 2028	0.01
XILINX INC	2.38	01 Jun, 2030	0.01
UNION PACIFIC CORP	3.80	06 Apr, 2071	0.01

Issuer Name	Coupon (%)	Maturity Date	Weight (%)
VISA INC	4.40	12 Feb, 2033	0.01
HUNTINGTON BANCSHARES INC	2.55	04 Feb, 2030	0.01
ONEOK INC	4.35	15 Mar, 2029	0.01
BUNGE FINANCE LTD CORP	5.15	19 Mar, 2036	0.01
AMGEN INC	4.20	22 Feb, 2052	0.01
JOHN DEERE CAPITAL CORP	3.90	09 Mar, 2029	0.01
VERISK ANALYTICS INC	5.25	15 Mar, 2035	0.01
AMERICAN TOWER CORP	3.60	15 Jan, 2028	0.01
WELLTOWER OP LLC	2.80	01 Jun, 2031	0.01
PROGRESSIVE CORP	4.13	15 Apr, 2047	0.01
PNC BANK NA (DELAWARE)	3.25	22 Jan, 2028	0.01
ARES MANAGEMENT CORP	5.60	11 Oct, 2054	0.01
FEDEX FREIGHT HOLDING COMPANY, INC	4.95	15 Mar, 2033	0.01
CHARLES SCHWAB CORP	3.20	25 Jan, 2028	0.01
ENTERPRISE PRODUCTS OPERATING LLC	4.85	15 Aug, 2042	0.01
TOYOTA MOTOR CREDIT CORP	2.15	13 Feb, 2030	0.01
PPG INDUSTRIES INC	4.38	15 Mar, 2031	0.01
MIZUHO FINANCIAL GROUP INC	5.05	12 May, 2037	0.01
BANK OF EAST ASIA LTD	6.75	27 Jun, 2034	0.01
ONCOR ELECTRIC DELIVERY COMPANY LLC	4.55	15 Sep, 2032	0.01
CARRIER GLOBAL CORP	2.70	15 Feb, 2031	0.01
NATIONWIDE BUILDING SOCIETY	4.35	30 Sep, 2030	0.01
GILEAD SCIENCES INC	4.00	01 Sep, 2036	0.01
COMMONWEALTH BANK OF AUSTRALIA	3.15	19 Sep, 2027	0.01
WELLS FARGO BANK NA	5.95	26 Aug, 2036	0.01
CARGILL INC	2.13	23 Apr, 2030	0.01
MITSUBISHI UFJ FINANCIAL GROUP INC	4.32	19 Apr, 2033	0.01
BIOGEN INC	5.75	15 May, 2035	0.01
EATON CORP	3.10	15 Sep, 2027	0.01
MCDONALD'S CORP	2.13	01 Mar, 2030	0.01
STANDARD CHARTERED PLC	3.60	12 Jan, 2033	0.01
STARBUCKS CORP	2.25	12 Mar, 2030	0.01
ING GROEP NV	2.73	01 Apr, 2032	0.01
EATON CORP	4.00	02 Nov, 2032	0.01
NEW YORK LIFE GLOBAL FUNDING	3.00	10 Jan, 2028	0.01
VERIZON COMMUNICATIONS INC	5.01	21 Aug, 2054	0.01
TRANSCONTINENTAL GAS PIPE LINE COMPANY LLC	5.75	15 Mar, 2056	0.01
EQUINIX ASIA FINANCING CORPORATION PTE LTD	4.40	15 Mar, 2031	0.01
SONOCO PRODUCTS CO	5.00	01 Sep, 2034	0.01
MARATHON PETROLEUM CORP	4.75	15 Sep, 2044	0.01
KIMBERLY-CLARK CORP	3.20	25 Apr, 2029	0.01
ONEOK INC	3.40	01 Sep, 2029	0.01
DICK'S SPORTING GOODS INC	3.15	15 Jan, 2032	0.01

Issuer Name	Coupon (%)	Maturity Date	Weight (%)
ELEVANCE HEALTH INC	5.50	15 Oct, 2032	0.01
WILLIS NORTH AMERICA INC	2.95	15 Sep, 2029	0.01
PRUDENTIAL FINANCIAL INC	3.90	07 Dec, 2047	0.01
SODEXO INC	2.72	16 Apr, 2031	0.01
BOOZ ALLEN HAMILTON INC	3.88	01 Sep, 2028	0.01
BANCO SANTANDER SA	2.96	25 Mar, 2031	0.01
STANLEY BLACK & DECKER INC	2.30	15 Mar, 2030	0.01
ELI LILLY AND CO	5.20	14 Aug, 2064	0.01
LSEG FINANCE PLC	2.50	06 Apr, 2031	0.01
CF INDUSTRIES INC	4.95	01 Jun, 2043	0.01
VERIZON COMMUNICATIONS INC	5.32	02 May, 2053	0.01
EBAY INC	2.60	10 May, 2031	0.01
SUMITOMO MITSUI FINANCIAL GROUP, INC	5.78	13 Jul, 2033	0.01
SUMITOMO MITSUI FINANCIAL GROUP, INC	5.85	13 Jul, 2030	0.01
ELECTRONIC ARTS INC	1.85	15 Feb, 2031	0.01
ROYALTY PHARMA PLC	3.55	02 Sep, 2050	0.01
ZOETIS INC	2.00	15 May, 2030	0.01
ARCHER-DANIELS-MIDLAND CO	2.90	01 Mar, 2032	0.01
EVEREST REINSURANCE HOLDINGS INC	3.50	15 Oct, 2050	0.01
BRISTOL-MYERS SQUIBB CO	5.00	15 Aug, 2045	0.01
WALT DISNEY CO	5.40	01 Oct, 2043	0.01
MARSH & MCLENNAN COMPANIES INC	2.25	15 Nov, 2030	0.01
YARA INTERNATIONAL ASA	7.38	14 Nov, 2032	0.01
WALT DISNEY CO	6.15	15 Feb, 2041	0.01
AMERICAN TOWER CORP	3.10	15 Jun, 2050	0.01
NUTRIEN LTD	5.00	01 Apr, 2049	0.01
TEXAS INSTRUMENTS INC	1.75	04 May, 2030	0.01
LAM RESEARCH CORP	1.90	15 Jun, 2030	0.01
CARRIER GLOBAL CORP	6.20	15 Mar, 2054	0.01
HOME DEPOT INC	3.50	15 Sep, 2056	0.01
GENERAL MOTORS CO	5.40	01 Apr, 2048	0.01
TRUIST FINANCIAL CORP	1.95	05 Jun, 2030	0.01
AIRCASTLE LTD	6.50	18 Jul, 2028	0.01
AMERICAN TOWER CORP	2.10	15 Jun, 2030	0.01
ELEVANCE HEALTH INC	4.65	15 Aug, 2044	0.01
DUPONT DE NEMOURS INC	4.72	15 Nov, 2028	0.01
NISOURCE INC	5.35	01 Apr, 2034	0.01
CHARLES SCHWAB CORP	2.30	13 May, 2031	0.01
VERISIGN, INC	2.70	15 Jun, 2031	0.01
ASTRAZENECA FINANCE LLC	2.25	28 May, 2031	0.01
CME GROUP INC	2.65	15 Mar, 2032	0.01
MONDELEZ INTERNATIONAL INC	3.00	17 Mar, 2032	0.01
ONCOR ELECTRIC DELIVERY COMPANY LLC	5.35	01 Apr, 2035	0.01

Issuer Name	Coupon (%)	Maturity Date	Weight (%)
MCDONALD'S CORP	5.15	09 Sep, 2052	0.01
EXELON CORP	5.10	15 Jun, 2045	0.01
NOMURA HOLDINGS INC	3.00	22 Jan, 2032	0.01
ENBRIDGE INC	3.40	01 Aug, 2051	0.01
CHUBB INA HOLDINGS LLC	6.50	15 May, 2038	0.01
DT MIDSTREAM INC	5.80	15 Dec, 2034	0.01
TELEDYNE TECHNOLOGIES INC	2.25	01 Apr, 2028	0.01
DOW CHEMICAL CO	5.25	15 Nov, 2041	0.01
APPLIED MATERIALS INC	1.75	01 Jun, 2030	0.01
HOWMET AEROSPACE INC	3.00	15 Jan, 2029	0.01
DEERE & CO	3.10	15 Apr, 2030	0.01
LAM RESEARCH CORP	4.88	15 Mar, 2049	0.01
BALTIMORE GAS AND ELECTRIC CO	5.45	01 Jun, 2035	0.01
COCA-COLA CO	2.00	05 Mar, 2031	0.01
ONEOK PARTNERS LP	6.85	15 Oct, 2037	0.01
ZIMMER BIOMET HOLDINGS, INC	2.60	24 Nov, 2031	0.01
3M CO	3.25	26 Aug, 2049	0.01
AT&T INC	5.15	15 Nov, 2046	0.01
SWEDBANK AB	5.00	20 Nov, 2029	0.01
TRANSCONTINENTAL GAS PIPE LINE COMPANY LLC	3.25	15 May, 2030	0.01
BPCE SA	5.28	30 May, 2029	0.01
HF SINCLAIR CORP	5.75	15 Jan, 2031	0.01
EAGLE MATERIALS INC	2.50	01 Jul, 2031	0.01
HONDA MOTOR CO LTD	2.97	10 Mar, 2032	0.01
ASB BANK LTD	5.40	29 Nov, 2027	0.01
AIRCASTLE LTD	5.95	15 Feb, 2029	0.01
MITSUBISHI UFJ FINANCIAL GROUP INC	2.49	13 Oct, 2032	0.01
BOOZ ALLEN HAMILTON INC	5.95	15 Apr, 2035	0.01
RYDER SYSTEM INC	6.60	01 Dec, 2033	0.01
ONEOK PARTNERS LP	6.13	01 Feb, 2041	0.01
INTEL CORP	4.90	29 Jul, 2045	0.01
KENVUE INC	5.20	22 Mar, 2063	0.01
RYDER SYSTEM INC	5.25	01 Jun, 2028	0.01
BANQUE FEDERATIVE DU CREDIT MUTUEL SA	4.59	16 Oct, 2028	0.01
SUMISHO AIR LEASE CORP	2.88	15 Jan, 2032	0.01
BMW US CAPITAL LLC	4.90	02 Apr, 2027	0.01
CDW LLC	3.25	15 Feb, 2029	0.01
JOHNSON & JOHNSON	2.45	01 Sep, 2060	0.01
INTEL CORP	4.60	25 Mar, 2040	0.01
TEXAS INSTRUMENTS INC	5.10	23 May, 2035	0.01
EVERSOURCE ENERGY	5.50	01 Jan, 2034	0.01
BOOZ ALLEN HAMILTON INC	5.95	04 Aug, 2033	0.01
MASTERCARD INC	2.00	18 Nov, 2031	0.01

Issuer Name	Coupon (%)	Maturity Date	Weight (%)
MCKESSON CORP	4.95	30 May, 2032	0.01
METLIFE INC	6.50	15 Dec, 2032	0.01
BALTIMORE GAS AND ELECTRIC CO	5.40	01 Jun, 2053	0.01
REPUBLIC SERVICES INC	5.00	15 Dec, 2033	0.01
ROPER TECHNOLOGIES INC	1.40	15 Sep, 2027	0.01
ONEOK PARTNERS LP	6.65	01 Oct, 2036	0.01
HOWMET AEROSPACE INC	5.95	01 Feb, 2037	0.01
COMCAST CORP	6.45	15 Mar, 2037	0.01
FORTUNE BRANDS INNOVATIONS INC	3.25	15 Sep, 2029	0.01
BRISTOL-MYERS SQUIBB CO	4.63	15 May, 2044	0.01
LYB INTERNATIONAL FINANCE III LLC	3.63	01 Apr, 2051	0.01
EXELON CORP	5.45	15 Mar, 2034	0.01
AON NORTH AMERICA INC	5.30	01 Mar, 2031	0.01
VALERO ENERGY CORP	5.15	15 Feb, 2030	0.01
AMERICAN TOWER CORP	5.25	15 Jul, 2028	0.01
SYNCHRONY FINANCIAL	2.88	28 Oct, 2031	0.01
CROWN CASTLE INC	2.50	15 Jul, 2031	0.01
AMERICAN TOWER CORP	5.45	15 Feb, 2034	0.01
DAIMLER TRUCK FINANCE NORTH AMERICA LLC	2.50	14 Dec, 2031	0.01
GLOBAL PAYMENTS INC	2.90	15 Nov, 2031	0.01
PLAINS ALL AMERICAN PIPELINE LP	5.70	15 Sep, 2034	0.01
REINSURANCE GROUP OF AMERICA INC	5.75	15 Sep, 2034	0.01
COMCAST CORP	4.95	15 May, 2032	0.01
MONDELEZ INTERNATIONAL INC	2.63	04 Sep, 2050	0.01
METLIFE INC	4.60	13 May, 2046	0.01
CATERPILLAR FINANCIAL SERVICES CORP	4.40	15 Oct, 2027	0.01
AMERICAN TOWER CORP	5.20	15 Feb, 2029	0.01
ENTERPRISE PRODUCTS OPERATING LLC	3.30	15 Feb, 2053	0.01
PEPSICO INC	4.45	15 May, 2028	0.01
APTIV SWISS HOLDINGS LTD	3.25	01 Mar, 2032	0.01
METROPOLITAN LIFE GLOBAL FUNDING I	5.05	11 Jun, 2027	0.01
ASTRAZENECA FINANCE LLC	4.90	03 Mar, 2030	0.01
AMERICAN WATER CAPITAL CORP	5.45	01 Mar, 2054	0.01
CARDINAL HEALTH INC	5.13	15 Feb, 2029	0.01
MCKESSON CORP	4.65	30 May, 2030	0.01
ENTERPRISE PRODUCTS OPERATING LLC	6.45	01 Sep, 2040	0.01
PEPSICO INC	3.45	06 Oct, 2046	0.01
NIAGARA MOHAWK POWER CORP	5.66	17 Jan, 2054	0.01
THERMO FISHER SCIENTIFIC INC	1.75	15 Oct, 2028	0.01
QUANTA SERVICES INC	5.25	09 Aug, 2034	0.01
EXELON CORP	5.15	15 Mar, 2029	0.01
MASSMUTUAL GLOBAL FUNDING II	4.85	17 Jan, 2029	0.01
ASHTREAD CAPITAL INC	2.45	12 Aug, 2031	0.01

Issuer Name	Coupon (%)	Maturity Date	Weight (%)
NEW YORK LIFE GLOBAL FUNDING	4.60	05 Dec, 2029	0.01
AMERICAN HOMES 4 RENT LP	4.95	15 Jun, 2030	0.01
JOHNSON CONTROLS INTERNATIONAL PLC	4.90	01 Dec, 2032	0.01
ROGERS COMMUNICATIONS INC	5.00	15 Mar, 2044	0.01
PRICOA GLOBAL FUNDING I	4.70	28 May, 2030	0.01
FLEX LTD	4.88	12 May, 2030	0.01
ROPER TECHNOLOGIES INC	2.95	15 Sep, 2029	0.01
NESTLE HOLDINGS INC	4.85	14 Mar, 2033	0.01
COMMONWEALTH EDISON CO	5.90	15 Mar, 2036	0.01
TEXAS INSTRUMENTS INC	4.60	08 Feb, 2029	0.01
ITC HOLDINGS CORP	2.95	14 May, 2030	0.01
JOHN DEERE CAPITAL CORP	4.90	03 Mar, 2028	0.01
EQUITABLE AMERICA GLOBAL FUNDING	4.95	09 Jun, 2030	0.01
AIA GROUP LTD	4.50	16 Mar, 2046	0.01
RADIAN GROUP INC	6.20	15 May, 2029	0.01
FLEX LTD	4.88	15 Jun, 2029	0.01
ERP OPERATING LP	4.50	01 Jul, 2044	0.01
RIO TINTO FINANCE (USA) PLC	5.00	09 Mar, 2033	0.01
SUMITOMO MITSUI FINANCIAL GROUP, INC	4.31	16 Oct, 2028	0.01
FLEX LTD	5.25	15 Jan, 2032	0.01
LYB INTERNATIONAL FINANCE BV	5.25	15 Jul, 2043	0.01
SMITH & NEPHEW PLC	5.40	20 Mar, 2034	0.01
MASSMUTUAL GLOBAL FUNDING II	1.55	09 Oct, 2030	0.01
ENBRIDGE INC	7.63	15 Jan, 2083	0.01
VODAFONE GROUP PLC	5.63	10 Feb, 2053	0.01
DEERE & CO	3.75	15 Apr, 2050	0.01
LOWE'S COMPANIES INC	3.95	15 Oct, 2027	0.01
BANK OF NOVA SCOTIA	4.74	10 Nov, 2032	0.01
WALMART INC	5.63	15 Apr, 2041	0.01
FAIRFAX FINANCIAL HOLDINGS LTD	4.63	29 Apr, 2030	0.01
NISOURCE INC	4.80	15 Feb, 2044	0.01
PRUDENTIAL FINANCIAL INC	4.60	15 May, 2044	0.01
CSX CORP	4.10	15 Mar, 2044	0.01
METLIFE INC	10.75	01 Aug, 2069	0.01
ANALOG DEVICES INC	4.50	15 Jun, 2030	0.01
EQUITABLE AMERICA GLOBAL FUNDING	4.65	09 Jun, 2028	0.01
WALMART INC	5.63	01 Apr, 2040	0.01
PEPSICO INC	4.80	17 Jul, 2034	0.01
ESTEE LAUDER COMPANIES INC	2.60	15 Apr, 2030	0.01
STATE STREET CORP	4.73	28 Feb, 2030	0.01
AON CORP	3.90	28 Feb, 2052	0.01
TEXAS INSTRUMENTS INC	3.88	15 Mar, 2039	0.01
ENTERPRISE PRODUCTS OPERATING LLC	3.20	15 Feb, 2052	0.01

Issuer Name	Coupon (%)	Maturity Date	Weight (%)
ONCOR ELECTRIC DELIVERY COMPANY LLC	5.80	01 Apr, 2055	0.01
GE HEALTHCARE TECHNOLOGIES INC	4.80	15 Jan, 2031	0.01
LABORATORY CORPORATION OF AMERICA HOLDINGS	4.35	01 Apr, 2030	0.01
ENTERPRISE PRODUCTS OPERATING LLC	6.13	15 Oct, 2039	0.01
HP INC	4.20	15 Apr, 2032	0.01
DAIMLER TRUCK FINANCE NORTH AMERICA LLC	3.65	07 Apr, 2027	0.01
PEPSICO INC	4.30	23 Jul, 2030	0.01
ELEMENT FLEET MANAGEMENT CORP	5.04	25 Mar, 2030	0.01
AT&T INC	4.90	15 Aug, 2037	0.01
ONCOR ELECTRIC DELIVERY COMPANY LLC	2.75	15 May, 2030	0.01
AMERICAN TOWER CORP	2.95	15 Jan, 2051	0.01
HUMANA INC	5.50	15 Mar, 2053	0.01
PLAINS ALL AMERICAN PIPELINE LP	6.65	15 Jan, 2037	0.01
PEPSICO INC	1.40	25 Feb, 2031	0.01
CHARLES SCHWAB CORP	1.65	11 Mar, 2031	0.01
PEPSICO INC	3.63	19 Mar, 2050	0.01
PEPSICO INC	2.88	15 Oct, 2049	0.01
ELEVANCE HEALTH INC	3.13	15 May, 2050	0.01
DIGITAL REALTY TRUST LP	4.45	15 Jul, 2028	0.01
AUTONATION INC	3.85	01 Mar, 2032	0.01
PROLOGIS LP	1.25	15 Oct, 2030	0.01
PAYPAL HOLDINGS INC	3.25	01 Jun, 2050	0.01
NATIONAL RURAL UTILITIES COOPERATIVE FINANCE CORP	3.95	10 Dec, 2027	0.01
EQUIFAX INC	4.80	15 Sep, 2029	0.01
METROPOLITAN LIFE GLOBAL FUNDING I	1.55	07 Jan, 2031	0.01
MGIC INVESTMENT CORP	5.25	15 Aug, 2028	0.01
BUNGE FINANCE LTD CORP	5.15	04 Aug, 2035	0.01
MACQUARIE GROUP LTD	4.10	21 Jun, 2028	0.01
NISOURCE INC	1.70	15 Feb, 2031	0.01
OMEGA HEALTHCARE INVESTORS, INC	3.38	01 Feb, 2031	0.01
ESTEE LAUDER COMPANIES INC	5.00	14 Feb, 2034	0.01
SYNCHRONY FINANCIAL	5.15	19 Mar, 2029	0.01
PPL ELECTRIC UTILITIES CORP	4.85	15 Feb, 2034	0.01
BUNGE FINANCE LTD CORP	4.55	04 Aug, 2030	0.01
STEEL DYNAMICS INC	4.00	15 Dec, 2028	0.01
BOSTON PROPERTIES LP	2.90	15 Mar, 2030	0.01
ANALOG DEVICES INC	2.95	01 Oct, 2051	0.01
NOVARTIS CAPITAL CORP	4.70	18 Sep, 2054	0.01
AMERICAN HONDA FINANCE CORP	4.55	03 Mar, 2028	0.01
ARTHUR J. GALLAGHER & CO.	6.75	15 Feb, 2054	0.01
TYCO ELECTRONICS GROUP SA	4.50	09 Feb, 2031	0.01
AIRCASTLE LTD	5.00	15 Sep, 2030	0.01
QORVO INC	3.38	01 Apr, 2031	0.01

Issuer Name	Coupon (%)	Maturity Date	Weight (%)
HUMANA INC	4.95	01 Oct, 2044	0.01
AMERICAN INTERNATIONAL GROUP INC	5.45	07 May, 2035	0.01
PFIZER INC	3.90	15 Mar, 2039	0.01
PFIZER INC	4.30	15 Jun, 2043	0.01
REPUBLIC SERVICES INC	3.38	15 Nov, 2027	0.01
DOW CHEMICAL CO	5.65	15 Mar, 2036	0.01
NATIONAL AUSTRALIA BANK LTD (NEW YORK BRANCH)	3.85	13 Dec, 2028	0.01
KEURIG DR PEPPER INC	5.30	15 Mar, 2034	0.01
ONCOR ELECTRIC DELIVERY COMPANY LLC	3.70	15 Nov, 2028	0.01
HUMANA INC	2.15	03 Feb, 2032	0.01
PHILLIPS 66	3.30	15 Mar, 2052	0.01
PROLOGIS LP	4.63	15 Jan, 2033	0.01
INTERNATIONAL BUSINESS MACHINES CORP	5.88	29 Nov, 2032	0.01
WSP GLOBAL INC	5.04	18 Sep, 2031	0.01
NETAPP INC	2.70	22 Jun, 2030	0.01
CARDINAL HEALTH INC	5.75	15 Nov, 2054	0.01
VISA INC	4.70	12 Feb, 2036	0.01
CGI INC	4.95	14 Mar, 2030	0.01
TARGA RESOURCES CORP	4.95	15 Apr, 2052	0.01
KIMCO REALTY OP LLC	4.60	01 Feb, 2033	0.01
NEW YORK LIFE GLOBAL FUNDING	4.25	09 Jan, 2031	0.01
AVALONBAY COMMUNITIES INC	2.30	01 Mar, 2030	0.01
SOUTHERN CALIFORNIA GAS CO	6.35	15 Nov, 2052	0.01
VENTAS REALTY LP	4.00	01 Mar, 2028	0.01
AMERICAN INTERNATIONAL GROUP INC	4.50	16 Jul, 2044	0.01
FIFTH THIRD BANCORP	3.95	14 Mar, 2028	0.01
NIAGARA MOHAWK POWER CORP	5.11	12 Jan, 2036	0.01
ONEOK INC	6.35	15 Jan, 2031	0.01
COMCAST CORP	3.30	01 Apr, 2027	0.01
AMERICAN TOWER CORP	2.70	15 Apr, 2031	0.01
AMERICAN HONDA FINANCE CORP	4.50	04 Sep, 2030	0.01
BMW US CAPITAL LLC	3.63	18 Apr, 2029	0.01
DH EUROPE FINANCE II SARL	3.40	15 Nov, 2049	0.01
REPUBLIC SERVICES INC	1.75	15 Feb, 2032	0.01
GE HEALTHCARE TECHNOLOGIES INC	4.95	15 Dec, 2035	0.01
AMERICAN INTERNATIONAL GROUP INC	4.85	07 May, 2030	0.01
ROCHE HOLDINGS INC	3.63	17 Sep, 2028	0.01
MICROSOFT CORP	4.50	06 Feb, 2057	0.01
TD SYNEX CORP	6.10	12 Apr, 2034	0.01
INTERCONTINENTAL EXCHANGE INC	4.20	15 Mar, 2031	0.01
TARGET CORP	7.00	15 Jan, 2038	0.01
ASTRAZENECA PLC	4.38	17 Aug, 2048	0.01
NOMURA HOLDINGS INC	6.09	12 Jul, 2033	0.01

Issuer Name	Coupon (%)	Maturity Date	Weight (%)
ABN AMRO BANK NV	4.20	26 Feb, 2031	0.01
NETAPP INC	5.50	17 Mar, 2032	0.01
CONNECTICUT LIGHT AND POWER CO	4.00	01 Apr, 2048	0.01
NETAPP INC	5.70	17 Mar, 2035	0.01
EXELON CORP	4.70	15 Apr, 2050	0.01
ASTRAZENECA FINANCE LLC	4.00	02 Mar, 2031	0.01
COMCAST CORP	4.60	15 Aug, 2045	0.01
NORTHERN STAR RESOURCES LTD	6.13	11 Apr, 2033	0.01
AIR PRODUCTS AND CHEMICALS INC	1.85	15 May, 2027	0.01
TRUIST FINANCIAL CORP	3.88	19 Mar, 2029	0.01
GXO LOGISTICS INC	6.25	06 May, 2029	0.01
LADDER CAPITAL FINANCE HOLDINGS LLLP	4.75	15 Jun, 2029	0.01
APPLIED MATERIALS INC	5.85	15 Jun, 2041	0.01
VODAFONE GROUP PLC	4.25	17 Sep, 2050	0.01
RIO TINTO FINANCE (USA) PLC	4.13	21 Aug, 2042	0.01
ATMOS ENERGY CORP	4.13	15 Oct, 2044	0.01
TAKEDA PHARMACEUTICAL CO LTD	3.38	09 Jul, 2060	0.01
CARGILL INC	3.25	23 May, 2029	0.01
FORTUNE BRANDS INNOVATIONS INC	5.88	01 Jun, 2033	0.01
PARKER-HANNIFIN CORP	4.00	14 Jun, 2049	0.01
RAYMOND JAMES FINANCIAL INC	4.90	11 Sep, 2035	0.01
BECTON DICKINSON AND CO	4.87	08 Feb, 2029	0.01
DOW CHEMICAL CO	6.30	15 Mar, 2033	0.01
TARGET CORP	2.95	15 Jan, 2052	0.01
ROGERS COMMUNICATIONS INC	4.50	15 Mar, 2042	0.01
PFIZER INC	4.10	15 Sep, 2038	0.01
AVIATION CAPITAL GROUP LLC	6.25	15 Apr, 2028	0.01
CARGILL INC	4.00	22 Jun, 2032	0.01
LKQ CORP	6.25	15 Jun, 2033	0.01
PUBLIC SERVICE COMPANY OF NEW HAMPSHIRE	5.35	01 Oct, 2033	0.01
BRIGHTHOUSE FINANCIAL INC	5.63	15 May, 2030	0.01
WESTERN MIDSTREAM OPERATING LP	6.35	15 Jan, 2029	0.01
COLUMBIA PIPELINES OPERATING COMPANY LLC	6.50	15 Aug, 2043	0.01
COMCAST CORP	4.00	15 Aug, 2047	0.01
MOTOROLA SOLUTIONS INC	5.60	01 Jun, 2032	0.01
HEALTHPEAK OP LLC	3.50	15 Jul, 2029	0.01
NORFOLK SOUTHERN CORP	4.55	01 Jun, 2053	0.01
UNITEDHEALTH GROUP INC	4.25	15 Mar, 2043	0.01
BROADCOM INC	5.00	15 Apr, 2030	0.01
UNITEDHEALTH GROUP INC	3.38	15 Apr, 2027	0.01
EXELON CORP	4.45	15 Apr, 2046	0.01
AMERIPRISE FINANCIAL INC	5.70	15 Dec, 2028	0.01
INTERNATIONAL BUSINESS MACHINES CORP	4.90	27 Jul, 2052	0.01

Issuer Name	Coupon (%)	Maturity Date	Weight (%)
CONSOLIDATED EDISON COMPANY OF NEW YORK INC	4.63	01 Dec, 2054	0.01
OMEGA HEALTHCARE INVESTORS, INC	3.25	15 Apr, 2033	0.01
DEUTSCHE TELEKOM INTERNATIONAL FINANCE BV	9.25	01 Jun, 2032	0.01
CITIGROUP INC	6.13	25 Aug, 2036	0.01
SYSCO CORP	4.95	25 Mar, 2036	0.01
ADVANCED MICRO DEVICES INC	4.32	24 Mar, 2028	0.01
VERIZON COMMUNICATIONS INC	5.01	15 Apr, 2049	0.01
METLIFE INC	4.13	13 Aug, 2042	0.01
VALERO ENERGY CORP	4.35	01 Jun, 2028	0.01
CSX CORP	3.80	01 Nov, 2046	0.01
CSX CORP	5.20	15 Nov, 2033	0.01
AIA GROUP LTD	4.95	04 Apr, 2033	0.01
BANK OF AMERICA CORP	2.83	24 Oct, 2051	0.01
SYENSQO FINANCE (AMERICA) LLC	5.65	04 Jun, 2029	0.01
SEMPRA	6.55	01 Apr, 2055	0.01
JACOBS ENGINEERING GROUP INC	6.35	18 Aug, 2028	0.01
AMERICAN TOWER CORP	4.05	15 Mar, 2032	0.01
REALTY INCOME CORP	2.85	15 Dec, 2032	0.01
KOMATSU FINANCE AMERICA INC	5.65	06 Oct, 2027	0.01
HA SUSTAINABLE INFRASTRUCTURE CAPITAL INC	6.15	15 Jan, 2031	0.01
NBCUNIVERSAL MEDIA LLC	4.45	15 Jan, 2043	0.01
CONSOLIDATED EDISON COMPANY OF NEW YORK INC	5.50	15 Mar, 2034	0.01
OTIS WORLDWIDE CORP	5.13	19 Nov, 2031	0.01
HUNTINGTON BANCSHARES INC	6.14	18 Nov, 2039	0.01
HOST HOTELS & RESORTS LP	3.38	15 Dec, 2029	0.01
NSTAR ELECTRIC CO	5.40	01 Jun, 2034	0.01
PEPSICO INC	2.75	21 Oct, 2051	0.01
EVEREST REINSURANCE HOLDINGS INC	3.13	15 Oct, 2052	0.01
EMERSON ELECTRIC CO	2.80	21 Dec, 2051	0.01
NOMURA HOLDINGS INC	5.61	06 Jul, 2029	0.01
PUBLIC STORAGE OPERATING CO	1.85	01 May, 2028	0.01
SAN DIEGO GAS & ELECTRIC CO	5.20	15 Mar, 2036	0.01
SOUTHERN CALIFORNIA GAS CO	5.45	15 Jun, 2035	0.01
COMMONWEALTH EDISON CO	4.00	01 Mar, 2048	0.01
SUMITOMO MITSUI FINANCIAL GROUP, INC	5.45	15 Jan, 2032	0.01
COMCAST CORP	5.10	01 Jun, 2029	0.01
LABORATORY CORPORATION OF AMERICA HOLDINGS	2.95	01 Dec, 2029	0.01
MCDONALD'S CORP	4.45	01 Sep, 2048	0.01
UBS AG (STAMFORD BRANCH)	5.00	09 Jul, 2027	0.01
SYENSQO FINANCE (AMERICA) LLC	5.85	04 Jun, 2034	0.01
DANAHER CORP	2.80	10 Dec, 2051	0.01
METROPOLITAN LIFE GLOBAL FUNDING I	2.40	11 Jan, 2032	0.01
CNH INDUSTRIAL CAPITAL LLC	5.10	20 Apr, 2029	0.01

Issuer Name	Coupon (%)	Maturity Date	Weight (%)
BOARDWALK PIPELINES LP	5.63	01 Aug, 2034	0.01
MARSH & MCLENNAN COMPANIES INC	5.40	15 Sep, 2033	0.01
MERCEDES-BENZ FINANCE NORTH AMERICA LLC	5.10	15 Nov, 2029	0.01
HOST HOTELS & RESORTS LP	5.70	01 Jul, 2034	0.01
ALLEGION US HOLDING COMPANY INC	5.41	01 Jul, 2032	0.01
ROGERS COMMUNICATIONS INC	5.45	01 Oct, 2043	0.01
DCP MIDSTREAM OPERATING LP	5.13	15 May, 2029	0.01
NUTRIEN LTD	5.40	21 Jun, 2034	0.01
ELEVANCE HEALTH INC	5.15	15 Jun, 2029	0.01
THERMO FISHER SCIENTIFIC INC	4.95	21 Nov, 2032	0.01
HSBC HOLDINGS PLC	6.50	02 May, 2036	0.01
NISOURCE INC	5.20	01 Jul, 2029	0.01
NEW YORK LIFE GLOBAL FUNDING	4.90	02 Apr, 2027	0.01
ELECTRONIC ARTS INC	2.95	15 Feb, 2051	0.01
MOHAWK INDUSTRIES INC	5.85	18 Sep, 2028	0.01
AMERICAN WATER CAPITAL CORP	3.75	01 Sep, 2028	0.01
BROWN & BROWN INC	2.38	15 Mar, 2031	0.01
AMERICAN TOWER CORP	2.30	15 Sep, 2031	0.01
MARRIOTT INTERNATIONAL INC	5.25	15 Oct, 2035	0.01
AMERICAN TOWER CORP	1.50	31 Jan, 2028	0.01
NORFOLK SOUTHERN CORP	5.05	01 Aug, 2030	0.01
AUTOZONE INC	5.10	15 Jul, 2029	0.01
MCKESSON CORP	5.10	15 Jul, 2033	0.01
FEDEX CORP	4.95	17 Oct, 2048	0.01
MASSMUTUAL GLOBAL FUNDING II	5.05	14 Jun, 2028	0.01
ABBOTT LABORATORIES	1.15	30 Jan, 2028	0.01
CONSOLIDATED EDISON COMPANY OF NEW YORK INC	5.50	15 Mar, 2055	0.01
SVENSKA HANDELSBANKEN AB	5.13	28 May, 2027	0.01
STRYKER CORP	4.85	08 Dec, 2028	0.01
VENTAS REALTY LP	3.00	15 Jan, 2030	0.01
PPL ELECTRIC UTILITIES CORP	5.00	15 May, 2033	0.01
FAIRFAX FINANCIAL HOLDINGS LTD	4.85	17 Apr, 2028	0.01
AVIATION CAPITAL GROUP LLC	5.38	15 Jul, 2029	0.01
BROWN & BROWN INC	5.65	11 Jun, 2034	0.01
MYLAN INC	5.20	15 Apr, 2048	0.01
EATON CORP	4.70	23 Aug, 2052	0.01
THERMO FISHER SCIENTIFIC INC	4.80	21 Nov, 2027	0.01
DAIMLER TRUCK FINANCE NORTH AMERICA LLC	5.63	13 Jan, 2035	0.01
EQUINIX INC	1.55	15 Mar, 2028	0.01
MCDONALD'S CORP	4.60	15 May, 2030	0.01
COMCAST CORP	2.65	15 Aug, 2062	0.01
PRICOA GLOBAL FUNDING I	5.35	28 May, 2035	0.01
ZIMMER BIOMET HOLDINGS, INC	5.50	19 Feb, 2035	0.01

Issuer Name	Coupon (%)	Maturity Date	Weight (%)
LINDE INC	1.10	10 Aug, 2030	0.01
CENCORA INC	4.85	15 Dec, 2029	0.01
METROPOLITAN LIFE GLOBAL FUNDING I	5.40	12 Sep, 2028	0.01
STEEL DYNAMICS INC	5.38	15 Aug, 2034	0.01
TRANS ALLEGHENY INTERSTATE LINE CO	5.00	15 Jan, 2031	0.01
REALTY INCOME CORP	5.13	15 Apr, 2035	0.01
MARRIOTT INTERNATIONAL INC	2.75	15 Oct, 2033	0.01
THERMO FISHER SCIENTIFIC INC	4.10	15 Aug, 2047	0.01
AT&T INC	3.30	01 Feb, 2052	0.01
MASSMUTUAL GLOBAL FUNDING II	4.95	10 Jan, 2030	0.01
BLOCK FINANCIAL LLC	3.88	15 Aug, 2030	0.01
STERIS IRISH FINCO UNLIMITED CO	2.70	15 Mar, 2031	0.01
AMERICAN HOMES 4 RENT LP	5.50	01 Feb, 2034	0.01
NUTRIEN LTD	5.25	12 Mar, 2032	0.01
MCDONALD'S CORP	4.95	14 Aug, 2033	0.01
CONSOLIDATED EDISON COMPANY OF NEW YORK INC	5.50	01 Dec, 2039	0.01
AERCAP IRELAND CAPITAL DAC	4.63	15 Oct, 2027	0.01
BPCE SA	5.13	18 Jan, 2028	0.01
AMERICAN TOWER CORP	5.40	31 Jan, 2035	0.01
ENBRIDGE INC	4.90	20 Jun, 2030	0.01
CHOICE HOTELS INTERNATIONAL INC	5.85	01 Aug, 2034	0.01
CATERPILLAR FINANCIAL SERVICES CORP	4.85	27 Feb, 2029	0.01
MATTEL INC	5.00	17 Nov, 2030	0.01
DOW CHEMICAL CO	4.80	30 Nov, 2028	0.01
AMERICAN HONDA FINANCE CORP	2.25	12 Jan, 2029	0.01
AMERICAN TOWER CORP	5.00	31 Jan, 2030	0.01
ILLINOIS TOOL WORKS INC	4.88	15 Sep, 2041	0.01
CNH INDUSTRIAL CAPITAL LLC	4.55	10 Apr, 2028	0.01
DAIMLER TRUCK FINANCE NORTH AMERICA LLC	5.00	12 Oct, 2032	0.01
NTT FINANCE CORP	5.10	02 Jul, 2027	0.01
OMEGA HEALTHCARE INVESTORS, INC	5.20	01 Jul, 2030	0.01
ASB BANK LTD	5.28	17 Jun, 2032	0.01
AVALONBAY COMMUNITIES INC	2.05	15 Jan, 2032	0.01
QUEST DIAGNOSTICS INC	4.63	15 Dec, 2029	0.01
SAN DIEGO GAS & ELECTRIC CO	4.95	15 Aug, 2028	0.01
UNITEDHEALTH GROUP INC	3.13	15 May, 2060	0.01
PACCAR FINANCIAL CORP	4.60	31 Jan, 2029	0.01
REGIONS FINANCIAL CORP	1.80	12 Aug, 2028	0.01
MANULIFE FINANCIAL CORP	3.05	27 Aug, 2060	0.01
AIR PRODUCTS AND CHEMICALS INC	4.75	08 Feb, 2031	0.01
TEXAS INSTRUMENTS INC	4.85	08 Feb, 2034	0.01
MATTEL INC	5.88	15 Dec, 2027	0.01
NEW YORK LIFE GLOBAL FUNDING	4.60	03 Jun, 2030	0.01

Issuer Name	Coupon (%)	Maturity Date	Weight (%)
QUALCOMM INC	5.00	20 May, 2035	0.01
SOUTHERN CALIFORNIA GAS CO	2.55	01 Feb, 2030	0.01
ENTERPRISE PRODUCTS OPERATING LLC	5.70	15 Feb, 2042	0.01
JOHN DEERE CAPITAL CORP	4.38	15 Oct, 2030	0.01
SODEXO INC	5.15	15 Aug, 2030	0.01
CBRE SERVICES INC	4.80	15 Jun, 2030	0.01
PROCTER & GAMBLE CO	4.35	29 Jan, 2029	0.01
BANK OF NEW YORK MELLON CORP	4.89	21 Jul, 2028	0.01
TRIMBLE INC	4.90	15 Jun, 2028	0.01
DXC TECHNOLOGY CO	2.38	15 Sep, 2028	0.01
KELLANOVA	4.30	15 May, 2028	0.01
VERIZON COMMUNICATIONS INC	7.75	01 Dec, 2030	0.01
SUMISHO AIR LEASE CORP	5.20	15 Jul, 2031	0.01
MCDONALD'S CORP	4.80	14 Aug, 2028	0.01
ONCOR ELECTRIC DELIVERY COMPANY LLC	4.30	15 May, 2028	0.01
KEYSIGHT TECHNOLOGIES INC	4.95	15 Oct, 2034	0.01
NEW YORK LIFE GLOBAL FUNDING	4.70	29 Jan, 2029	0.01
VERISK ANALYTICS INC	5.25	05 Jun, 2034	0.01
CANADIAN PACIFIC RAILWAY CO	5.20	30 Mar, 2035	0.01
PAYPAL HOLDINGS INC	5.10	01 Apr, 2035	0.01
SYNCHRONY BANK	5.63	23 Aug, 2027	0.01
CHUBB INA HOLDINGS LLC	3.05	15 Dec, 2061	0.01
ESTEE LAUDER COMPANIES INC	2.38	01 Dec, 2029	0.01
AIR PRODUCTS AND CHEMICALS INC	4.30	11 Jun, 2028	0.01
KRAFT HEINZ FOODS CO	5.00	15 Jul, 2035	0.01
GOODMAN US FINANCE SIX LLC	5.13	07 Oct, 2034	0.01
SUMISHO AIR LEASE CORP	3.00	01 Feb, 2030	0.01
NATIONAL RURAL UTILITIES COOPERATIVE FINANCE CORP	4.75	07 Feb, 2028	0.01
EBAY INC	4.00	15 Jul, 2042	0.01
REALTY INCOME CORP	4.85	15 Mar, 2030	0.01
FLEX LTD	5.38	13 Nov, 2035	0.01
ONEOK INC	4.40	15 Oct, 2029	0.01
MOTOROLA SOLUTIONS INC	4.85	15 Aug, 2030	0.01
NESTLE CAPITAL CORP	4.65	12 Mar, 2029	0.01
NEW YORK LIFE GLOBAL FUNDING	3.90	01 Oct, 2027	0.01
MCDONALD'S CORP	4.20	01 Apr, 2050	0.01
ABBOTT LABORATORIES	6.15	30 Nov, 2037	0.01
CANADIAN PACIFIC RAILWAY CO	4.80	30 Mar, 2030	0.01
EVERSOURCE ENERGY	4.60	01 Jul, 2027	0.01
BMW US CAPITAL LLC	5.15	11 Aug, 2033	0.01
GILDAN ACTIVEWEAR INC	4.70	07 Oct, 2030	0.01
CH ROBINSON WORLDWIDE INC	4.20	15 Apr, 2028	0.01
CAMPBELL'S CO	5.20	21 Mar, 2029	0.01

Issuer Name	Coupon (%)	Maturity Date	Weight (%)
PACCAR FINANCIAL CORP	4.55	03 Mar, 2028	0.01
NORDSON CORP	4.50	15 Dec, 2029	0.01
NESTLE CAPITAL CORP	5.10	12 Mar, 2054	0.01
AIR PRODUCTS AND CHEMICALS INC	4.80	03 Mar, 2033	0.01
ALLIANZ SE	5.10	30 Jan, 2049	0.01
KROGER CO	4.50	15 Jan, 2029	0.01
QUANTA SERVICES INC	4.75	09 Aug, 2027	0.01
KRAFT HEINZ FOODS CO	6.50	09 Feb, 2040	0.01
DANAHER CORP	2.60	01 Oct, 2050	0.01
UNITEDHEALTH GROUP INC	4.20	15 Jan, 2047	0.01
EDWARDS LIFESCIENCES CORP	4.30	15 Jun, 2028	0.01
NATIONAL RURAL UTILITIES COOPERATIVE FINANCE CORP	4.80	15 Mar, 2028	0.01
CDW LLC	4.25	01 Apr, 2028	0.01
REPUBLIC SERVICES INC	2.38	15 Mar, 2033	0.01
BMW US CAPITAL LLC	4.65	13 Aug, 2029	0.01
UNITEDHEALTH GROUP INC	3.70	15 May, 2027	0.01
DAIMLER TRUCK FINANCE NORTH AMERICA LLC	5.13	25 Sep, 2027	0.01
CROWN CASTLE INC	4.80	01 Sep, 2028	0.01
CATERPILLAR FINANCIAL SERVICES CORP	4.38	16 Aug, 2029	0.01
UNITED PARCEL SERVICE INC	4.25	15 Mar, 2049	0.01
AUTONATION INC	4.45	15 Jan, 2029	0.01
BROOKFIELD ASSET MANAGEMENT LTD	4.65	15 Nov, 2030	0.01
TAMPA ELECTRIC CO	5.15	01 Mar, 2035	0.01
REALTY INCOME CORP	4.90	15 Jul, 2033	0.01
PROTECTIVE LIFE CORP	4.70	15 Jan, 2031	0.01
FEDEX CORP	3.10	05 Aug, 2029	0.01
EIDP INC	4.80	15 May, 2033	0.01
CDW LLC	5.10	01 Mar, 2030	0.01
J.M. SMUCKER CO	4.25	15 Mar, 2035	0.01
PRICOA GLOBAL FUNDING I	4.40	27 Aug, 2027	0.01
CLOROX CO	4.60	01 May, 2032	0.01
PROCTER & GAMBLE CO	3.95	26 Jan, 2028	0.01
ITC HOLDINGS CORP	4.95	22 Sep, 2027	0.01
SOUTHERN CALIFORNIA GAS CO	5.05	01 Sep, 2034	0.01
WESTERN MIDSTREAM OPERATING LP	5.50	15 Dec, 2035	0.01
NORDEA BANK ABP	4.38	17 Mar, 2028	0.01
INTERCONTINENTAL EXCHANGE INC	3.95	01 Dec, 2028	0.01
GE HEALTHCARE TECHNOLOGIES INC	4.15	15 Dec, 2028	0.01
UNION PACIFIC CORP	2.97	16 Sep, 2062	0.01
EVERSOURCE ENERGY	4.45	15 Dec, 2030	0.01
AUTOZONE INC	3.75	01 Jun, 2027	0.01
GENERAL MOTORS FINANCIAL COMPANY INC	5.45	08 Jan, 2036	0.01
BMW US CAPITAL LLC	4.85	13 Aug, 2031	0.01

Issuer Name	Coupon (%)	Maturity Date	Weight (%)
HOME DEPOT INC	2.75	15 Sep, 2051	0.01
MID-AMERICA APARTMENTS LP	3.60	01 Jun, 2027	0.01
HEWLETT PACKARD ENTERPRISE CO	5.25	01 Apr, 2033	0.01
TD SYNEX CORP	5.30	10 Oct, 2035	0.01
INTERNATIONAL PAPER CO	6.00	15 Nov, 2041	0.01
GILDAN ACTIVEWEAR INC	5.40	07 Oct, 2035	0.01
PROTECTIVE LIFE CORP	5.35	15 Dec, 2035	0.01
CRH AMERICA FINANCE INC	3.40	09 May, 2027	0.01
NEW YORK LIFE GLOBAL FUNDING	4.15	25 Jul, 2028	0.01
AIR PRODUCTS AND CHEMICALS INC	2.80	15 May, 2050	0.01
ALLY FINANCIAL INC	5.55	31 Jul, 2033	0.01
SUMITOMO MITSUI TRUST BANK LTD	4.50	10 Sep, 2029	0.01
AERCAP IRELAND CAPITAL DAC	4.38	15 Nov, 2030	0.01
MAPLE PARENT HOLDINGS CORP	5.05	26 Mar, 2031	0.01
COMCAST CORP	4.25	31 Jan, 2053	0.01
NORFOLK SOUTHERN CORP	5.95	15 Mar, 2064	0.01
ASHTeAD CAPITAL INC	4.00	01 May, 2028	0.01
SEMPRA	4.00	01 Feb, 2048	0.01
SONOCO PRODUCTS CO	4.60	01 Sep, 2029	0.01
MID-AMERICA APARTMENTS LP	4.65	15 Jan, 2033	0.01
PUBLIC SERVICE ELECTRIC AND GAS CO	4.85	01 Aug, 2034	0.01
EXELON CORP	3.35	15 Mar, 2032	0.01
ALCON FINANCE CORP	5.75	06 Dec, 2052	0.01
HEWLETT PACKARD ENTERPRISE CO	4.60	23 Mar, 2029	0.01
CARLISLE COMPANIES INC	3.75	01 Dec, 2027	0.01
WILLIS NORTH AMERICA INC	4.50	15 Sep, 2028	0.01
MARKEL GROUP INC	6.00	16 May, 2054	0.01
HKT CAPITAL NO.6 LTD	3.00	18 Jan, 2032	0.01
AGILENT TECHNOLOGIES INC	4.20	09 Sep, 2027	0.01
CORNING INC	4.38	15 Nov, 2057	0.01
CHARLES SCHWAB CORP	4.00	01 Feb, 2029	0.01
MASTEC INC	4.50	15 Aug, 2028	0.01
KELLANOVA	3.40	15 Nov, 2027	0.01
S&P GLOBAL INC	4.25	15 Jan, 2031	0.01
ASHTeAD CAPITAL INC	4.38	15 Aug, 2027	0.01
METROPOLITAN LIFE GLOBAL FUNDING I	4.15	25 Aug, 2028	0.01
DOW CHEMICAL CO	4.80	15 May, 2049	0.01
EVERSOURCE ENERGY	3.38	01 Mar, 2032	0.01
EBAY INC	4.25	06 Mar, 2029	0.01
NATIONAL RURAL UTILITIES COOPERATIVE FINANCE CORP	4.05	09 Feb, 2029	0.01
ROCHE HOLDINGS INC	4.37	02 Dec, 2032	0.01
WESTERN MIDSTREAM OPERATING LP	5.30	01 Mar, 2048	0.01
ASHTeAD CAPITAL INC	4.25	01 Nov, 2029	0.01

Issuer Name	Coupon (%)	Maturity Date	Weight (%)
KROGER CO	3.70	01 Aug, 2027	0.01
ABBOTT LABORATORIES	4.75	15 Apr, 2043	0.01
AUGUSTA SPINCO CORP	4.40	23 Mar, 2029	0.01
GE VERNOVA INC	4.25	04 Feb, 2031	0.01
WESTERN MIDSTREAM OPERATING LP	4.80	01 Mar, 2031	0.01
CDW LLC	5.55	22 Aug, 2034	0.01
MASSMUTUAL GLOBAL FUNDING II	4.00	22 Jan, 2029	0.01
CARDINAL HEALTH INC	4.50	15 Sep, 2030	0.01
NORFOLK SOUTHERN CORP	3.80	01 Aug, 2028	0.01
PRICOA GLOBAL FUNDING I	4.75	26 Aug, 2032	0.01
UNITEDHEALTH GROUP INC	4.25	15 Apr, 2047	0.01
CROWN CASTLE INC	4.30	15 Feb, 2029	0.01
DAIMLER TRUCK FINANCE NORTH AMERICA LLC	4.15	12 Jan, 2029	0.01
UNION PACIFIC CORP	2.89	06 Apr, 2036	0.01
INGERSOLL RAND INC	5.70	15 Jun, 2054	0.01
INVITATION HOMES OPERATING PARTNERSHIP LP	4.95	15 Jan, 2033	0.01
HSBC HOLDINGS PLC	6.80	01 Jun, 2038	0.01
ONEOK INC	4.95	13 Jul, 2047	0.01
INTERNATIONAL PAPER CO	4.80	15 Jun, 2044	0.01
AON CORP	2.85	28 May, 2027	0.01
JOHN DEERE CAPITAL CORP	4.35	15 Sep, 2032	0.01
AT&T INC	5.35	01 Sep, 2040	0.01
FREEPORT-MCMORAN INC	4.63	01 Aug, 2030	0.01
REINSURANCE GROUP OF AMERICA INC	3.90	15 May, 2029	0.01
APTARGROUP INC	4.75	30 Mar, 2031	0.01
LABORATORY CORPORATION OF AMERICA HOLDINGS	3.60	01 Sep, 2027	0.01
NORDEA BANK ABP	4.25	28 Aug, 2030	0.01
BUNGE FINANCE LTD CORP	3.75	25 Sep, 2027	0.01
VERISK ANALYTICS INC	4.13	15 Mar, 2029	0.01
MASSMUTUAL GLOBAL FUNDING II	5.05	26 Aug, 2035	0.01
VODAFONE GROUP PLC	4.38	19 Feb, 2043	0.01
LINK FINANCE (CAYMAN) 2009 LTD	4.88	02 Feb, 2036	0.01
TRITON CONTAINER INTERNATIONAL LTD	5.15	15 Feb, 2033	0.01
MARSH & MCLENNAN COMPANIES INC	4.95	15 Mar, 2036	0.01
AERCAP IRELAND CAPITAL DAC	5.00	15 Nov, 2035	0.01
DOW CHEMICAL CO	5.15	15 Feb, 2034	0.01
WHARF REIC FINANCE BVI LTD	3.50	17 Jan, 2028	0.01
SKANDINAVISKA ENSKILDA BANKEN AB	4.38	12 Mar, 2031	0.01
PHILLIPS 66 CO	4.95	15 Mar, 2035	0.01
THERMO FISHER SCIENTIFIC INC	5.40	10 Aug, 2043	0.01
CANADIAN PACIFIC RAILWAY CO	4.00	15 Mar, 2029	0.01
REALTY INCOME CORP	3.95	15 Aug, 2027	0.01
JOHN DEERE CAPITAL CORP	3.35	18 Apr, 2029	0.01

Issuer Name	Coupon (%)	Maturity Date	Weight (%)
INTERNATIONAL FLAVORS & FRAGRANCES INC	5.00	26 Sep, 2048	0.01
STRYKER CORP	3.65	07 Mar, 2028	0.01
FAIRFAX FINANCIAL HOLDINGS LTD	6.10	15 Mar, 2055	0.01
VULCAN MATERIALS CO	4.50	15 Jun, 2047	0.01
3M CO	3.63	14 Sep, 2028	0.01
ROYALTY PHARMA PLC	4.45	25 Mar, 2031	0.01
TEXAS INSTRUMENTS INC	5.00	14 Mar, 2053	0.01
MATTEL INC	3.75	01 Apr, 2029	0.01
STARBUCKS CORP	3.50	01 Mar, 2028	0.01
AGILENT TECHNOLOGIES INC	4.75	09 Sep, 2034	0.01
MIZUHO FINANCIAL GROUP INC	4.44	12 May, 2032	0.01
INTERCONTINENTAL EXCHANGE INC	3.75	21 Sep, 2028	0.01
PLAINS ALL AMERICAN PIPELINE LP	4.70	15 Jun, 2044	0.01
AMERICAN TOWER CORP	3.95	15 Mar, 2029	0.01
REALTY INCOME CORP	3.40	15 Jan, 2028	0.01
NORFOLK SOUTHERN CORP	3.94	01 Nov, 2047	0.01
CONCENTRIX CORP	6.50	01 Mar, 2029	0.01
SPECTRA ENERGY PARTNERS LP	4.50	15 Mar, 2045	0.01
AMERICAN WATER CAPITAL CORP	2.95	01 Sep, 2027	0.01
PUBLIC STORAGE OPERATING CO	2.30	01 May, 2031	0.01
MARTIN MARIETTA MATERIALS INC	3.20	15 Jul, 2051	0.01
CME GROUP INC	4.15	15 Jun, 2048	0.01
SYSCO CORP	4.40	25 Jul, 2031	0.01
FIFTH THIRD BANCORP	4.34	25 Apr, 2033	0.01
MACQUARIE GROUP LTD	4.44	21 Jun, 2033	0.01
JOHN DEERE CAPITAL CORP	3.45	07 Mar, 2029	0.01
CHARLES SCHWAB CORP	3.25	22 May, 2029	0.01
ELEVANCE HEALTH INC	3.70	15 Sep, 2049	0.01
PIEDMONT NATURAL GAS COMPANY INC	3.50	01 Jun, 2029	0.01
PEPSICO INC	5.50	15 Jan, 2040	0.01
ASTRAZENECA FINANCE LLC	4.30	02 Mar, 2033	0.01
ATMOS ENERGY CORP	5.00	15 Dec, 2054	0.01
WASTE CONNECTIONS, INC	4.80	15 Jul, 2036	0.01
VERIZON COMMUNICATIONS INC	3.00	29 Sep, 2060	0.01
REGENCY CENTERS LP	3.70	15 Jun, 2030	0.01
ARTHUR J. GALLAGHER & CO.	3.50	20 May, 2051	0.01
CANADIAN NATIONAL RAILWAY CO	4.40	05 Aug, 2052	0.01
PECO ENERGY CO	4.90	15 Jun, 2033	0.01
VERIZON COMMUNICATIONS INC	4.67	15 Mar, 2055	0.01
WRKCO INC	4.00	15 Mar, 2028	0.01
DELTA AIR LINES INC	3.75	28 Oct, 2029	0.01
ERP OPERATING LP	4.65	15 Sep, 2034	0.01
BROOKLYN UNION GAS CO	6.39	15 Sep, 2033	0.01

Issuer Name	Coupon (%)	Maturity Date	Weight (%)
FRESENIUS MEDICAL CARE US FINANCE III INC	3.00	01 Dec, 2031	0.01
AVIATION CAPITAL GROUP LLC	4.88	28 Jan, 2033	0.01
FOX CORP	3.50	08 Apr, 2030	0.01
BEST BUY CO INC	1.95	01 Oct, 2030	0.01
CROWN CASTLE INC	3.25	15 Jan, 2051	0.01
DT MIDSTREAM INC	4.30	15 Apr, 2032	0.01
ELEVANCE HEALTH INC	4.10	15 May, 2032	0.01
CONSOLIDATED EDISON COMPANY OF NEW YORK INC	3.35	01 Apr, 2030	0.01
ABN AMRO BANK NV	4.83	26 Feb, 2036	0.01
MARRIOTT INTERNATIONAL INC	4.50	01 May, 2033	0.01
CIGNA GROUP	3.20	15 Mar, 2040	0.01
SAN DIEGO GAS & ELECTRIC CO	5.55	15 Apr, 2054	0.01
STEEL DYNAMICS INC	3.45	15 Apr, 2030	0.01
GLOBAL ATLANTIC (FIN) CO	3.13	15 Jun, 2031	0.01
TAKEDA PHARMACEUTICAL CO LTD	5.65	05 Jul, 2054	0.01
INTERNATIONAL PAPER CO	4.35	15 Aug, 2048	0.01
INVITATION HOMES OPERATING PARTNERSHIP LP	4.15	15 Apr, 2032	0.01
VODAFONE GROUP PLC	5.00	30 May, 2038	0.01
UNITED PARCEL SERVICE INC	5.60	22 May, 2064	0.01
ATMOS ENERGY CORP	5.45	15 Jan, 2056	0.01
ERP OPERATING LP	3.00	01 Jul, 2029	0.01
FEDEX CORP	2.40	15 May, 2031	0.01
HARTFORD INSURANCE GROUP INC	3.60	19 Aug, 2049	0.01
VERIZON COMMUNICATIONS INC	3.85	01 Nov, 2042	0.01
COCA-COLA CO	2.75	01 Jun, 2060	0.01
ABBOTT LABORATORIES	1.40	30 Jun, 2030	0.01
ELEVANCE HEALTH INC	4.55	15 May, 2052	0.01
LSEG FINANCE PLC	3.20	06 Apr, 2041	0.01
3M CO	5.70	15 Mar, 2037	0.01
VALERO ENERGY CORP	3.65	01 Dec, 2051	0.01
TOYOTA MOTOR CREDIT CORP	1.15	13 Aug, 2027	0.01
INTERNATIONAL FLAVORS & FRAGRANCES INC	3.47	01 Dec, 2050	0.01
TRACTOR SUPPLY CO	1.75	01 Nov, 2030	0.01
CSX CORP	4.75	15 Nov, 2048	0.01
MASTEC INC	5.90	15 Jun, 2029	0.01
BANK OF NOVA SCOTIA	2.15	01 Aug, 2031	0.01
ALLSTATE CORP	5.55	09 May, 2035	0.01
JOHN DEERE CAPITAL CORP	2.80	18 Jul, 2029	0.01
CANADIAN PACIFIC RAILWAY CO	5.50	15 Mar, 2056	0.01
UDR INC	3.20	15 Jan, 2030	0.01
NORFOLK SOUTHERN CORP	4.05	15 Aug, 2052	0.01
3M CO	3.05	15 Apr, 2030	0.01
CARLYLE HOLDINGS II FINANCE LLC	5.63	30 Mar, 2043	0.01

Issuer Name	Coupon (%)	Maturity Date	Weight (%)
JOHNSON & JOHNSON	2.25	01 Sep, 2050	0.01
ARTHUR J. GALLAGHER & CO.	5.75	02 Mar, 2053	0.01
ONE GAS INC	5.10	01 Apr, 2029	0.01
MOSAIC CO	5.63	15 Nov, 2043	0.01
KIMBERLY-CLARK CORP	1.05	15 Sep, 2027	0.01
MIZUHO FINANCIAL GROUP INC	2.26	09 Jul, 2032	0.01
COCA-COLA CO	2.88	05 May, 2041	0.01
AMGEN INC	3.00	15 Jan, 2052	0.01
ANALOG DEVICES INC	5.05	01 Apr, 2034	0.01
CONSOLIDATED EDISON COMPANY OF NEW YORK INC	6.30	15 Aug, 2037	0.01
OTIS WORLDWIDE CORP	3.11	15 Feb, 2040	0.01
SOUTHWEST GAS CORP	4.05	15 Mar, 2032	0.01
ECOLAB INC	2.13	01 Feb, 2032	0.01
VISA INC	3.65	15 Sep, 2047	0.01
WASTE CONNECTIONS, INC	2.20	15 Jan, 2032	0.01
REALTY INCOME CORP	3.10	15 Dec, 2029	0.01
NASDAQ INC	1.65	15 Jan, 2031	0.01
SONOCO PRODUCTS CO	3.13	01 May, 2030	0.01
MOODY'S CORP	5.25	15 Jul, 2044	0.01
AMGEN INC	4.95	01 Oct, 2041	0.01
TD SYNnex CORP	2.38	09 Aug, 2028	0.01
INVITATION HOMES OPERATING PARTNERSHIP LP	2.30	15 Nov, 2028	0.01
DOW CHEMICAL CO	5.60	15 Feb, 2054	0.01
BOSTON SCIENTIFIC CORP	4.70	01 Mar, 2049	0.01
GARTNER INC	3.63	15 Jun, 2029	0.01
FERGUSON FINANCE PLC	3.25	02 Jun, 2030	0.01
BROWN & BROWN INC	4.20	17 Mar, 2032	0.01
JOHNSON & JOHNSON	3.50	15 Jan, 2048	0.01
HARTFORD INSURANCE GROUP INC	2.80	19 Aug, 2029	0.01
CONSOLIDATED EDISON COMPANY OF NEW YORK INC	4.50	15 May, 2058	0.01
EQUIFAX INC	3.10	15 May, 2030	0.01
LEAR CORP	5.25	15 May, 2049	0.01
NEW YORK LIFE GLOBAL FUNDING	5.00	06 Jun, 2029	0.01
MASCO CORP	1.50	15 Feb, 2028	0.01
CSX CORP	5.50	15 Apr, 2041	0.01
NOMURA HOLDINGS INC	5.84	18 Jan, 2028	0.01
AMERICAN HOMES 4 RENT LP	3.63	15 Apr, 2032	0.01
SANTANDER HOLDINGS USA INC	7.66	09 Nov, 2031	0.01
INTEL CORP	3.10	15 Feb, 2060	0.01
ONEOK INC	3.95	01 Mar, 2050	0.01
REINSURANCE GROUP OF AMERICA INC	3.15	15 Jun, 2030	0.01
INGREDION INC	2.90	01 Jun, 2030	0.01
ABBOTT LABORATORIES	6.00	01 Apr, 2039	0.01

Issuer Name	Coupon (%)	Maturity Date	Weight (%)
SABAL TRAIL TRANSMISSION LLC	4.68	01 May, 2038	0.01
KELLANOVA	4.50	01 Apr, 2046	0.01
PLAINS ALL AMERICAN PIPELINE LP	4.90	15 Feb, 2045	0.01
INTERNATIONAL BUSINESS MACHINES CORP	5.10	06 Feb, 2053	0.01
KROGER CO	5.40	15 Jan, 2049	0.01
ALLSTATE CORP	4.20	15 Dec, 2046	0.01
SOCIETE GENERALE SA	4.03	21 Jan, 2043	0.01
CONSOLIDATED EDISON COMPANY OF NEW YORK INC	3.95	01 Mar, 2043	0.01
ERAC USA FINANCE LLC	6.70	01 Jun, 2034	0.01
ALLY FINANCIAL INC	8.00	01 Nov, 2031	0.01
WASTE CONNECTIONS, INC	2.60	01 Feb, 2030	0.01
FEDEX CORP	4.05	15 Feb, 2048	0.01
BUNGE FINANCE LTD CORP	3.20	21 Apr, 2031	0.01
AMERICAN WATER CAPITAL CORP	3.75	01 Sep, 2047	0.01
BPCE SA	3.58	19 Oct, 2042	0.01
NISOURCE INC	3.95	30 Mar, 2048	0.01
HEWLETT PACKARD ENTERPRISE CO	5.25	01 Jul, 2028	0.01
MERCEDES-BENZ FINANCE NORTH AMERICA LLC	4.65	01 Apr, 2027	0.01
MARSH & MCLENNAN COMPANIES INC	5.45	15 Mar, 2053	0.01
RYDER SYSTEM INC	5.38	15 Mar, 2029	0.01
TYCO ELECTRONICS GROUP SA	7.13	01 Oct, 2037	0.01
NORFOLK SOUTHERN CORP	4.84	01 Oct, 2041	0.01
ONCOR ELECTRIC DELIVERY COMPANY LLC	4.65	01 Nov, 2029	0.01
REPUBLIC SERVICES INC	1.45	15 Feb, 2031	0.01
ONCOR ELECTRIC DELIVERY COMPANY LLC	7.00	01 May, 2032	0.01
FIRST AMERICAN FINANCIAL CORP	2.40	15 Aug, 2031	0.01
AT&T INC	6.30	15 Jan, 2038	0.01
KROGER CO	3.95	15 Jan, 2050	0.01
TWDC ENTERPRISES 18 CORP	7.00	01 Mar, 2032	0.01
KIMCO REALTY OP LLC	3.20	01 Apr, 2032	0.01
LYB INTERNATIONAL FINANCE III LLC	3.38	01 Oct, 2040	0.01
ENTERPRISE PRODUCTS OPERATING LLC	6.88	01 Mar, 2033	0.01
COMCAST CORP	4.65	15 Jul, 2042	0.01
FAIRFAX FINANCIAL HOLDINGS LTD	3.38	03 Mar, 2031	0.01
RLGH FINANCE BERMUDA LTD	8.25	17 Jul, 2031	0.01
NORFOLK SOUTHERN CORP	4.15	28 Feb, 2048	0.01
TRAVELERS COMPANIES INC	4.00	30 May, 2047	0.01
GREAT-WEST LIFECO FINANCE (DELAWARE) LP	4.15	03 Jun, 2047	0.01
POTOMAC ELECTRIC POWER CO	6.50	15 Nov, 2037	0.01
TEXAS INSTRUMENTS INC	4.50	23 May, 2030	0.01
COLUMBIA PIPELINES OPERATING COMPANY LLC	5.44	15 Feb, 2035	0.01
AMERICAN WATER CAPITAL CORP	4.20	01 Sep, 2048	0.01
ZIMMER BIOMET HOLDINGS, INC	5.05	19 Feb, 2030	0.01

Issuer Name	Coupon (%)	Maturity Date	Weight (%)
AMGEN INC	2.80	15 Aug, 2041	0.01
UNITEDHEALTH GROUP INC	6.50	15 Jun, 2037	0.01
METROPOLITAN LIFE GLOBAL FUNDING I	5.05	08 Jan, 2034	0.01
AUTOZONE INC	6.55	01 Nov, 2033	0.01
ERP OPERATING LP	2.50	15 Feb, 2030	0.01
AIR PRODUCTS AND CHEMICALS INC	2.70	15 May, 2040	0.01
KYNDRYL HOLDINGS INC	3.15	15 Oct, 2031	0.01
INVITATION HOMES OPERATING PARTNERSHIP LP	2.00	15 Aug, 2031	0.01
MONDELEZ INTERNATIONAL INC	4.75	20 Feb, 2029	0.01
CONSOLIDATED EDISON COMPANY OF NEW YORK INC	4.13	15 May, 2049	0.01
PROCTER & GAMBLE CO	4.60	01 May, 2035	0.01
DAIMLER TRUCK FINANCE NORTH AMERICA LLC	5.13	25 Sep, 2029	0.01
3M CO	5.15	15 Mar, 2035	0.01
BECTON DICKINSON AND CO	5.11	08 Feb, 2034	0.01
CSX CORP	4.75	30 May, 2042	0.01
CONSOLIDATED EDISON COMPANY OF NEW YORK INC	4.50	01 Dec, 2045	0.01
CAMPBELL'S CO	4.80	15 Mar, 2048	0.01
3M CO	4.80	15 Mar, 2030	0.01
JABIL INC	3.00	15 Jan, 2031	0.01
OMEGA HEALTHCARE INVESTORS, INC	4.75	15 Jan, 2028	0.01
VONTIER CORP	2.95	01 Apr, 2031	0.01
TRAVELERS PROPERTY CASUALTY CORP	6.38	15 Mar, 2033	0.01
VERISIGN, INC	4.75	15 Jul, 2027	0.01
JOHNSON CONTROLS INTERNATIONAL PLC	1.75	15 Sep, 2030	0.01
WELLTOWER OP LLC	2.75	15 Jan, 2031	0.01
WESTERN MIDSTREAM OPERATING LP	5.45	01 Apr, 2044	0.01
PRINCIPAL FINANCIAL GROUP INC	6.05	15 Oct, 2036	0.01
JPMORGAN CHASE & CO	8.75	01 Sep, 2030	0.01
CROWN CASTLE INC	4.90	01 Sep, 2029	0.01
RAYMOND JAMES FINANCIAL INC	3.75	01 Apr, 2051	0.01
HEALTHPEAK OP LLC	2.88	15 Jan, 2031	0.01
REPUBLIC SERVICES INC	2.30	01 Mar, 2030	0.01
PHILLIPS 66 CO	5.50	15 Mar, 2055	0.01
ANALOG DEVICES INC	2.80	01 Oct, 2041	0.01
APOLLO MANAGEMENT HOLDINGS LP	4.87	15 Feb, 2029	0.01
UDR INC	3.00	15 Aug, 2031	0.01
INTERNATIONAL BUSINESS MACHINES CORP	4.70	19 Feb, 2046	0.01
SYSCO CORP	5.40	23 Mar, 2035	0.01
BAXTER INTERNATIONAL INC	1.73	01 Apr, 2031	0.01
DAIMLER TRUCK FINANCE NORTH AMERICA LLC	4.30	12 Aug, 2027	0.01
DARDEN RESTAURANTS INC	6.30	10 Oct, 2033	0.01
PEPSICO INC	7.00	01 Mar, 2029	0.01
MCDONALD'S CORP	4.40	12 Feb, 2031	0.01

Issuer Name	Coupon (%)	Maturity Date	Weight (%)
AMGEN INC	2.77	01 Sep, 2053	0.01
DOW CHEMICAL CO	5.95	15 Mar, 2055	0.01
COPT DEFENSE PROPERTIES LP	2.75	15 Apr, 2031	0.01
CANADIAN NATIONAL RAILWAY CO	4.45	20 Jan, 2049	0.01
EPR PROPERTIES	4.75	15 Nov, 2030	0.01
MAPLE PARENT HOLDINGS CORP	4.75	26 Mar, 2029	0.01
NORFOLK SOUTHERN CORP	3.00	15 Mar, 2032	0.01
ROCHE HOLDINGS INC	4.00	28 Nov, 2044	0.01
AVALONBAY COMMUNITIES INC	2.45	15 Jan, 2031	0.01
NATIONAL RURAL UTILITIES COOPERATIVE FINANCE CORP	4.12	16 Sep, 2027	0.01
CANADIAN NATIONAL RAILWAY CO	6.25	01 Aug, 2034	0.01
BOARDWALK PIPELINES LP	5.38	15 Feb, 2036	0.01
TD SYNEX CORP	4.30	17 Jan, 2029	0.01
PROGRESSIVE CORP	4.00	01 Mar, 2029	0.01
SONOCO PRODUCTS CO	5.75	01 Nov, 2040	0.01
AUTOZONE INC	4.75	01 Feb, 2033	0.01
LINK FINANCE (CAYMAN) 2009 LTD	2.75	19 Jan, 2032	0.01
AERCAP IRELAND CAPITAL DAC	3.88	23 Jan, 2028	0.01
AHOLD FINANCE USA LLC	6.88	01 May, 2029	0.01
CARGILL INC	4.76	23 Nov, 2045	0.01
REALTY INCOME CORP	3.65	15 Jan, 2028	0.01
APOLLO GLOBAL MANAGEMENT INC	6.38	15 Nov, 2033	0.01
TRANE TECHNOLOGIES HOLDCO INC	3.75	21 Aug, 2028	0.01
TRITON CONTAINER INTERNATIONAL LTD	3.15	15 Jun, 2031	0.01
VALERO ENERGY CORP	2.15	15 Sep, 2027	0.01
WELLTOWER OP LLC	4.13	15 Mar, 2029	0.01
VENTAS REALTY LP	5.00	15 Jan, 2035	0.01
UNITEDHEALTH GROUP INC	4.63	15 Nov, 2041	0.01
QUALCOMM INC	3.25	20 May, 2050	0.01
AEP TEXAS INC	2.10	01 Jul, 2030	0.01
PRINCIPAL FINANCIAL GROUP INC	2.13	15 Jun, 2030	0.01
PHILLIPS 66 CO	3.15	15 Dec, 2029	0.01
KIMCO REALTY OP LLC	6.40	01 Mar, 2034	0.01
SANTANDER UK GROUP HOLDINGS PLC	2.90	15 Mar, 2032	0.01
ERAC USA FINANCE LLC	5.63	15 Mar, 2042	0.01
COMMONWEALTH EDISON CO	3.70	15 Aug, 2028	0.01
LEAR CORP	3.80	15 Sep, 2027	0.01
ABB FINANCE (USA) INC	4.38	08 May, 2042	0.01
COMERICA INC	4.00	01 Feb, 2029	0.01
PROTECTIVE LIFE GLOBAL FUNDING	5.47	08 Dec, 2028	0.01
MICROSOFT CORP	5.20	01 Jun, 2039	0.01
VALERO ENERGY CORP	4.90	15 Mar, 2045	0.01
TYCO ELECTRONICS GROUP SA	4.88	09 Feb, 2036	0.01

Issuer Name	Coupon (%)	Maturity Date	Weight (%)
PRIMERICA INC	2.80	19 Nov, 2031	0.01
WESTERN MIDSTREAM OPERATING LP	7.25	01 Apr, 2030	0.01
VODAFONE GROUP PLC	7.88	15 Feb, 2030	0.01
MID-AMERICA APARTMENTS LP	3.95	15 Mar, 2029	0.01
APPLIED MATERIALS INC	4.00	15 Jan, 2031	0.01
PEPSICO INC	2.63	21 Oct, 2041	0.01
LEGG MASON INC	5.63	15 Jan, 2044	0.01
UNION PACIFIC CORP	4.95	09 Sep, 2052	0.01
FIDELITY NATIONAL INFORMATION SERVICES INC	3.10	01 Mar, 2041	0.01
AMERICAN ASSETS TRUST LP	6.15	01 Oct, 2034	0.01
WASTE CONNECTIONS, INC	2.95	15 Jan, 2052	0.01
CIGNA GROUP	3.05	15 Oct, 2027	0.01
NIAGARA MOHAWK POWER CORP	1.96	27 Jun, 2030	0.01
VODAFONE GROUP PLC	6.25	30 Nov, 2032	0.01
PHILLIPS 66 CO	4.90	01 Oct, 2046	0.01
AMERICAN WATER CAPITAL CORP	3.45	01 Jun, 2029	0.01
GXO LOGISTICS INC	6.50	06 May, 2034	0.01
BALTIMORE GAS AND ELECTRIC CO	2.25	15 Jun, 2031	0.01
BROOKLYN UNION GAS CO	3.87	04 Mar, 2029	0.01
NOKIA OYJ	6.63	15 May, 2039	0.01
MASSACHUSETTS MUTUAL LIFE INSURANCE CO	3.73	15 Oct, 2070	0.01
AMERICAN TRANSMISSION SYSTEMS INC	2.65	15 Jan, 2032	0.01
LINDE INC	3.55	07 Nov, 2042	0.01
NETAPP INC	2.38	22 Jun, 2027	0.01
ATMOS ENERGY CORP	6.20	15 Nov, 2053	0.01
ENBRIDGE ENERGY PARTNERS LP	5.50	15 Sep, 2040	0.01
COMMONWEALTH EDISON CO	5.30	01 Feb, 2053	0.01
DICK'S SPORTING GOODS INC	4.10	15 Jan, 2052	0.01
STATE STREET CORP	6.12	21 Nov, 2034	0.01
HP INC	6.10	25 Apr, 2035	0.01
ROPER TECHNOLOGIES INC	2.00	30 Jun, 2030	0.01
ESTEE LAUDER COMPANIES INC	5.15	15 May, 2053	0.01
CSX CORP	4.25	01 Nov, 2066	0.01
GENERAL MOTORS CO	6.25	15 Apr, 2035	0.01
GLOBAL PAYMENTS INC	4.15	15 Aug, 2049	0.01
LIBERTY UTILITIES FINANCE GP1	2.05	15 Sep, 2030	0.01
MARSH & MCLENNAN COMPANIES INC	5.75	01 Nov, 2032	0.01
AVIATION CAPITAL GROUP LLC	6.75	25 Oct, 2028	0.01
KEURIG DR PEPPER INC	3.80	01 May, 2050	0.01
WYETH LLC	6.00	15 Feb, 2036	0.01
HISCOX LTD	7.00	11 Jun, 2036	0.01
TRANSURBAN FINANCE COMPANY PTY LTD	4.92	24 Mar, 2036	0.01
POTOMAC ELECTRIC POWER CO	4.15	15 Mar, 2043	0.01

Issuer Name	Coupon (%)	Maturity Date	Weight (%)
JPMORGAN CHASE & CO	8.00	29 Apr, 2027	0.01
ARCELORMITTAL SA	6.00	17 Jun, 2034	0.01
TRITON CONTAINER INTERNATIONAL LTD	3.25	15 Mar, 2032	0.01
ANALOG DEVICES INC	5.30	01 Apr, 2054	0.01
COLUMBIA PIPELINES OPERATING COMPANY LLC	6.71	15 Aug, 2063	0.01
NEWMONT CORPORATION	5.88	01 Apr, 2035	0.01
MONDELEZ INTERNATIONAL INC	1.88	15 Oct, 2032	0.01
WALMART INC	3.95	28 Jun, 2038	0.01
CHURCH & DWIGHT CO INC	5.60	15 Nov, 2032	0.01
JOHN DEERE CAPITAL CORP	2.00	17 Jun, 2031	0.01
TYCO ELECTRONICS GROUP SA	2.50	04 Feb, 2032	0.01
KINROSS GOLD CORP	6.25	15 Jul, 2033	0.01
MARSH & MCLENNAN COMPANIES INC	6.25	01 Nov, 2052	0.01
UNION PACIFIC CORP	2.95	10 Mar, 2052	0.01
AUTOZONE INC	6.25	01 Nov, 2028	0.01
HASBRO INC	6.05	14 May, 2034	0.01
ONEOK INC	4.45	01 Sep, 2049	0.01
ZIONS BANCORPORATION NA	6.82	19 Nov, 2035	0.01
AVIATION CAPITAL GROUP LLC	6.38	15 Jul, 2030	0.01
MASTERCARD INC	1.90	15 Mar, 2031	0.01
NOVARTIS CAPITAL CORP	5.30	05 Nov, 2055	0.01
CAMPBELL'S CO	4.55	21 Mar, 2031	0.01
AMERICAN HONDA FINANCE CORP	5.85	04 Oct, 2030	0.01
TORONTO-DOMINION BANK	2.45	12 Jan, 2032	0.01
NEW YORK STATE ELECTRIC & GAS CORP	5.30	15 Aug, 2034	0.01
REGIONS BANK	6.45	26 Jun, 2037	0.01
VERISK ANALYTICS INC	5.75	01 Apr, 2033	0.01
SYSCO CORP	6.00	17 Jan, 2034	0.01
KIMBERLY-CLARK CORP	2.00	02 Nov, 2031	0.01
ARES MANAGEMENT CORP	6.38	10 Nov, 2028	0.01
AMERICAN EXPRESS CO	5.92	25 Apr, 2035	0.01
NEWMONT CORPORATION	4.88	15 Mar, 2042	0.01
MICRON TECHNOLOGY INC	5.65	01 Nov, 2032	0.01
WRKCO INC	3.00	15 Jun, 2033	0.01
GLAXOSMITHKLINE CAPITAL INC	5.38	15 Apr, 2034	0.01
ONEOK INC	5.80	01 Nov, 2030	0.01
AMGEN INC	6.38	01 Jun, 2037	0.01
ENBRIDGE INC	7.38	15 Mar, 2055	0.01
CITIZENS FINANCIAL GROUP INC	2.64	30 Sep, 2032	0.01
MIZUHO FINANCIAL GROUP INC	2.17	22 May, 2032	0.01
DEERE & CO	5.38	16 Oct, 2029	0.01
PECO ENERGY CO	5.25	15 Sep, 2054	0.01
AON GLOBAL LTD	4.75	15 May, 2045	0.01

Issuer Name	Coupon (%)	Maturity Date	Weight (%)
WALMART INC	7.55	15 Feb, 2030	0.01
MASCO CORP	2.00	15 Feb, 2031	0.01
BRISTOL-MYERS SQUIBB CO	2.35	13 Nov, 2040	0.01
PRUDENTIAL FINANCIAL INC	6.75	01 Mar, 2053	0.01
BOSTON GAS CO	5.84	10 Jan, 2035	0.01
ONE GAS INC	4.66	01 Feb, 2044	0.01
ESTEE LAUDER COMPANIES INC	1.95	15 Mar, 2031	0.01
NISOURCE INC	6.95	30 Nov, 2054	0.01
GATX CORP	6.05	15 Mar, 2034	0.01
WELLTOWER OP LLC	3.85	15 Jun, 2032	0.01
WESTERN UNION CO	6.20	17 Nov, 2036	0.01
ARROW ELECTRONICS INC	5.88	10 Apr, 2034	0.01
MOODY'S CORP	2.00	19 Aug, 2031	0.01
MARVELL TECHNOLOGY INC	5.95	15 Sep, 2033	0.01
ENEL FINANCE AMERICA LLC	2.88	12 Jul, 2041	0.01
LYB INTERNATIONAL FINANCE III LLC	6.15	15 May, 2035	0.01
COMMONWEALTH EDISON CO	3.65	15 Jun, 2046	0.01
EXELON CORP	4.10	15 Mar, 2052	0.01
EVERSOURCE ENERGY	1.65	15 Aug, 2030	0.01
NORFOLK SOUTHERN CORP	4.65	15 Jan, 2046	0.01
JOHNSON & JOHNSON	4.95	15 May, 2033	0.01
PROTECTIVE LIFE GLOBAL FUNDING	1.74	21 Sep, 2030	0.01
SANTANDER HOLDINGS USA INC	6.57	12 Jun, 2029	0.01
ROGERS COMMUNICATIONS INC	4.35	01 May, 2049	0.01
AIRCASTLE LTD	5.75	01 Oct, 2031	0.01
AEP TEXAS INC	5.70	15 May, 2034	0.01
DEUTSCHE TELEKOM INTERNATIONAL FINANCE BV	4.75	21 Jun, 2038	0.01
RENAISSANCERE HOLDINGS LTD	5.80	01 Apr, 2035	0.01
QBE INSURANCE GROUP LTD	5.83	03 Oct, 2035	0.01
M&G PLC	6.50	20 Oct, 2048	0.01
LADDER CAPITAL FINANCE HOLDINGS LLLP	7.00	15 Jul, 2031	0.01
INTEL CORP	2.80	12 Aug, 2041	0.01
MCDONALD'S CORP	4.60	26 May, 2045	0.01
WALT DISNEY CO	4.75	15 Sep, 2044	0.01
JOHN DEERE CAPITAL CORP	1.45	15 Jan, 2031	0.01
NATIONAL RURAL UTILITIES COOPERATIVE FINANCE CORP	8.00	01 Mar, 2032	0.01
CROWN CASTLE INC	3.10	15 Nov, 2029	0.01
SNAM SPA	6.50	28 May, 2055	0.01
POLARIS INC	6.95	15 Mar, 2029	0.01
CBRE SERVICES INC	5.50	01 Apr, 2029	0.01
AT&T INC	5.55	15 Aug, 2041	0.01
MARKEL GROUP INC	5.00	20 May, 2049	0.01
AMCOR FINANCE (USA) INC	5.63	26 May, 2033	0.01

Issuer Name	Coupon (%)	Maturity Date	Weight (%)
NNN REIT INC	5.60	15 Oct, 2033	0.01
ROYALTY PHARMA PLC	2.15	02 Sep, 2031	0.01
KEYSPAN GAS EAST CORP	5.99	06 Mar, 2033	0.01
EDP FINANCE BV	6.30	11 Oct, 2027	0.01
ALLSTATE CORP	6.50	15 May, 2067	0.01
INTERNATIONAL PAPER CO	7.30	15 Nov, 2039	0.01
ESSENT GROUP LTD	6.25	01 Jul, 2029	0.01
CORNING INC	5.35	15 Nov, 2048	0.01
PROTECTIVE LIFE GLOBAL FUNDING	5.76	05 Jul, 2030	0.01
PUBLIC SERVICE ELECTRIC AND GAS CO	5.45	01 Mar, 2054	0.01
ENTERGY TEXAS INC	1.75	15 Mar, 2031	0.01
ATMOS ENERGY CORP	1.50	15 Jan, 2031	0.01
NEW YORK LIFE GLOBAL FUNDING	1.20	07 Aug, 2030	0.01
NORFOLK SOUTHERN CORP	3.05	15 May, 2050	0.01
GENERAL MILLS INC	5.50	17 Oct, 2028	0.01
AUTOZONE INC	1.65	15 Jan, 2031	0.01
COUSINS PROPERTIES LP	5.88	01 Oct, 2034	0.01
CARGILL INC	5.13	11 Oct, 2032	0.01
ALLSTATE CORP	1.45	15 Dec, 2030	0.01
HOST HOTELS & RESORTS LP	5.70	15 Jun, 2032	0.01
NVENT FINANCE SARL	5.65	15 May, 2033	0.01
STATE STREET CORP	5.82	04 Nov, 2028	0.01
ICON INVESTMENTS SIX DAC	6.00	08 May, 2034	0.01
S&P GLOBAL INC	1.25	15 Aug, 2030	0.01
STARBUCKS CORP	5.40	15 May, 2035	0.01
HP INC	5.40	25 Apr, 2030	0.01
AEP TEXAS INC	5.45	15 May, 2029	0.01
CENTERPOINT ENERGY HOUSTON ELECTRIC LLC	5.20	01 Oct, 2028	0.01
PUBLIC STORAGE OPERATING CO	1.95	09 Nov, 2028	0.01
JOHNSON & JOHNSON	4.50	01 Sep, 2040	0.01
LPL HOLDINGS INC	6.00	20 May, 2034	0.01
UNION PACIFIC CORP	4.30	01 Mar, 2049	0.01
RELIANCE STANDARD LIFE GLOBAL FUNDING II	6.15	29 Jun, 2028	0.01
FAIRFAX FINANCIAL HOLDINGS LTD	5.75	20 May, 2035	0.01
ANZ BANK NEW ZEALAND LTD	5.90	10 Jul, 2034	0.01
APTIV SWISS HOLDINGS LTD	5.15	13 Sep, 2034	0.01
HUMANA INC	5.75	01 Dec, 2028	0.01
AMCOR GROUP FINANCE PLC	5.45	23 May, 2029	0.01
VENTAS REALTY LP	5.63	01 Jul, 2034	0.01
MCDONALD'S CORP	5.20	17 May, 2034	0.01
PECO ENERGY CO	4.88	15 Sep, 2035	0.01
ENBRIDGE INC	7.38	15 Jan, 2083	0.01
ARCELORMITTAL SA	6.35	17 Jun, 2054	0.01

Issuer Name	Coupon (%)	Maturity Date	Weight (%)
EXELON CORP	5.63	15 Jun, 2035	0.01
OVERSEA-CHINESE BANKING CORPORATION LTD	5.52	21 May, 2034	0.01
NXP BV	5.55	01 Dec, 2028	0.01
TWDC ENTERPRISES 18 CORP	4.13	01 Dec, 2041	0.01
SYSCO CORP	5.75	17 Jan, 2029	0.01
APPLIED MATERIALS INC	5.10	01 Oct, 2035	0.01
INGERSOLL RAND INC	5.31	15 Jun, 2031	0.01
NORDSON CORP	5.80	15 Sep, 2033	0.01
PROTECTIVE LIFE GLOBAL FUNDING	5.43	14 Jan, 2032	0.01
TRANSCANADA PIPELINES LTD	5.85	15 Mar, 2036	0.01
MARVELL TECHNOLOGY INC	5.75	15 Feb, 2029	0.01
RENTOKIL TERMINIX FUNDING LLC	5.63	28 Apr, 2035	0.01
REPUBLIC SERVICES INC	5.20	15 Nov, 2034	0.01
TOLL BROTHERS FINANCE CORP	5.60	15 Jun, 2035	0.01
ZIMMER BIOMET HOLDINGS, INC	5.35	01 Dec, 2028	0.01
TRANE TECHNOLOGIES HOLDCO INC	5.75	15 Jun, 2043	0.01
MARRIOTT INTERNATIONAL INC	5.10	15 Apr, 2032	0.01
BRISTOL-MYERS SQUIBB CO	3.45	15 Nov, 2027	0.01
NATIONAL RURAL UTILITIES COOPERATIVE FINANCE CORP	5.15	15 Jun, 2029	0.01
LYB INTERNATIONAL FINANCE III LLC	5.63	15 May, 2033	0.01
ECOLAB INC	1.30	30 Jan, 2031	0.01
HASBRO INC	6.35	15 Mar, 2040	0.01
WMG ACQUISITION CORP	3.75	01 Dec, 2029	0.01
JACOBS ENGINEERING GROUP INC	5.90	01 Mar, 2033	0.01
MCDONALD'S CORP	5.00	17 May, 2029	0.01
MITSUBISHI HC FINANCE AMERICA LLC	5.66	28 Feb, 2033	0.01
UNITEDHEALTH GROUP INC	3.95	15 Oct, 2042	0.01
ECOLAB INC	2.70	15 Dec, 2051	0.01
SOUTHERN CALIFORNIA GAS CO	5.20	01 Jun, 2033	0.01
MITSUBISHI HC FINANCE AMERICA LLC	5.15	24 Oct, 2029	0.01
JOHN DEERE CAPITAL CORP	2.45	09 Jan, 2030	0.01
TOYOTA MOTOR CORP	5.12	13 Jul, 2033	0.01
ONEOK INC	5.38	01 Jun, 2029	0.01
AIR PRODUCTS AND CHEMICALS INC	4.90	11 Oct, 2032	0.01
UNITED PARCEL SERVICE INC	4.65	15 Oct, 2030	0.01
EIDP INC	5.13	15 May, 2032	0.01
ILLUMINA INC	5.75	13 Dec, 2027	0.01
SWIRE PACIFIC MTN FINANCING HK LTD	5.13	05 Jul, 2029	0.01
INTERNATIONAL PAPER CO	4.40	15 Aug, 2047	0.01
MASSMUTUAL GLOBAL FUNDING II	5.15	30 May, 2029	0.01
GENERAL MOTORS FINANCIAL COMPANY INC	5.65	17 Jan, 2029	0.01
EQUITABLE HOLDINGS INC	5.59	11 Jan, 2033	0.01
NORINCHUKIN BANK	5.09	16 Oct, 2029	0.01

Issuer Name	Coupon (%)	Maturity Date	Weight (%)
CONSOLIDATED EDISON COMPANY OF NEW YORK INC	4.65	01 Dec, 2048	0.01
CNH INDUSTRIAL CAPITAL LLC	5.50	12 Jan, 2029	0.01
NESTLE HOLDINGS INC	5.00	12 Sep, 2030	0.01
GOODMAN US FINANCE THREE LLC	3.70	15 Mar, 2028	0.01
NESTLE HOLDINGS INC	5.00	12 Sep, 2033	0.01
WESTINGHOUSE AIR BRAKE TECHNOLOGIES CORP	5.61	11 Mar, 2034	0.01
MARVELL TECHNOLOGY INC	5.45	15 Jul, 2035	0.01
AUTOZONE INC	5.13	15 Jun, 2030	0.01
ENTERGY TEXAS INC	5.25	15 Apr, 2035	0.01
OTIS WORLDWIDE CORP	3.36	15 Feb, 2050	0.01
NNN REIT INC	5.50	15 Jun, 2034	0.01
mitsubishi UFJ Financial Group Inc	5.47	22 Feb, 2031	0.01
PUBLIC SERVICE ELECTRIC AND GAS CO	5.20	01 Aug, 2033	0.01
BANK OF NEW YORK MELLON CORP	5.61	21 Jul, 2039	0.01
COLUMBIA PIPELINES HOLDING COMPANY LLC	5.68	15 Jan, 2034	0.01
BANK OF NEW ZEALAND	5.70	28 Jan, 2035	0.01
VULCAN MATERIALS CO	4.95	01 Dec, 2029	0.01
MOSAIC CO	5.45	15 Nov, 2033	0.01
PRICOA GLOBAL FUNDING I	5.10	30 May, 2028	0.01
ALLSTATE CORP	5.05	24 Jun, 2029	0.01
EQT AB	5.85	08 May, 2035	0.01
PUBLIC STORAGE OPERATING CO	5.13	15 Jan, 2029	0.01
ITC HOLDINGS CORP	5.40	01 Jun, 2033	0.01
AMERICAN EXPRESS CO	5.63	28 Jul, 2034	0.01
LPL HOLDINGS INC	5.70	20 May, 2027	0.01
KLA CORP	3.30	01 Mar, 2050	0.01
MERCEDES-BENZ FINANCE NORTH AMERICA LLC	5.25	29 Nov, 2027	0.01
DELL INTERNATIONAL LLC	6.10	15 Jul, 2027	0.01
ADOBE INC	4.85	04 Apr, 2027	0.01
VERISIGN, INC	5.25	01 Jun, 2032	0.01
ZURICH FINANCE (IRELAND) II DAC	5.50	23 Apr, 2055	0.01
D.R. HORTON INC	4.85	15 Oct, 2030	0.01
MITSUBISHI HC FINANCE AMERICA LLC	5.81	12 Sep, 2028	0.01
PVH CORP	5.50	13 Jun, 2030	0.01
APPLOVIN CORP	5.95	01 Dec, 2054	0.01
AVIATION CAPITAL GROUP LLC	5.13	10 Apr, 2030	0.01
HOWMET AEROSPACE INC	4.85	15 Oct, 2031	0.01
AVNET INC	6.25	15 Mar, 2028	0.01
TOYOTA MOTOR CORP	5.12	13 Jul, 2028	0.01
AERCAP IRELAND CAPITAL DAC	6.50	31 Jan, 2056	0.01
RALPH LAUREN CORP	5.00	15 Jun, 2032	0.01
DAIMLER TRUCK FINANCE NORTH AMERICA LLC	5.38	13 Jan, 2032	0.01
CBRE SERVICES INC	5.50	15 Jun, 2035	0.01

Issuer Name	Coupon (%)	Maturity Date	Weight (%)
INGERSOLL RAND INC	5.40	14 Aug, 2028	0.01
CSL FINANCE PLC	5.11	03 Apr, 2034	0.01
NISOURCE INC	6.38	31 Mar, 2055	0.01
LIBERTY UTILITIES CO	5.58	31 Jan, 2029	0.01
CONSOLIDATED EDISON COMPANY OF NEW YORK INC	5.20	01 Mar, 2033	0.01
MASTERCARD INC	4.95	15 Mar, 2032	0.01
THERMO FISHER SCIENTIFIC INC	5.20	31 Jan, 2034	0.01
PACCAR FINANCIAL CORP	5.00	13 May, 2027	0.01
RAYMOND JAMES FINANCIAL INC	4.65	01 Apr, 2030	0.01
AT&T INC	5.15	15 Feb, 2050	0.01
MARRIOTT INTERNATIONAL INC	4.88	15 May, 2029	0.01
PECO ENERGY CO	5.65	15 Sep, 2055	0.01
OWENS CORNING	5.50	15 Jun, 2027	0.01
TRANE TECHNOLOGIES FINANCING LTD	5.10	13 Jun, 2034	0.01
ECOLAB INC	5.25	15 Jan, 2028	0.01
CARDINAL HEALTH INC	5.45	15 Feb, 2034	0.01
WESTINGHOUSE AIR BRAKE TECHNOLOGIES CORP	4.90	29 May, 2030	0.01
HERSHEY CO	4.95	24 Feb, 2032	0.01
SUMITOMO MITSUI TRUST BANK LTD	5.55	14 Sep, 2028	0.01
STARBUCKS CORP	4.80	15 May, 2030	0.01
EQUITABLE HOLDINGS INC	6.70	28 Mar, 2055	0.01
ESSENTIAL UTILITIES INC	5.38	15 Jan, 2034	0.01
DOLLAR GENERAL CORP	5.20	05 Jul, 2028	0.01
ONEOK INC	5.65	01 Sep, 2034	0.01
COUSINS PROPERTIES LP	5.25	15 Jul, 2030	0.01
RYDER SYSTEM INC	5.65	01 Mar, 2028	0.01
EQUITABLE FINANCIAL LIFE GLOBAL FUNDING	4.60	01 Apr, 2027	0.01
LPL HOLDINGS INC	4.90	03 Apr, 2028	0.01
KEYSPAN GAS EAST CORP	5.82	01 Apr, 2041	0.01
PANASONIC HOLDINGS CORP	5.30	16 Jul, 2034	0.01
PRINCIPAL LIFE GLOBAL FUNDING II	4.95	27 Nov, 2029	0.01
TOYOTA MOTOR CORP	5.05	30 Jun, 2035	0.01
AUTONATION INC	5.89	15 Mar, 2035	0.01
SODEXO INC	5.80	15 Aug, 2035	0.01
ARTHUR J. GALLAGHER & CO.	5.45	15 Jul, 2034	0.01
AVERY DENNISON CORP	4.88	06 Dec, 2028	0.01
ATLASSIAN CORP	5.25	15 May, 2029	0.01
UNITEDHEALTH GROUP INC	4.60	15 Apr, 2027	0.01
KUBOTA CREDIT CORP USA	5.33	29 May, 2027	0.01
LYB INTERNATIONAL FINANCE III LLC	5.13	15 Jan, 2031	0.01
GATX CORP	4.70	01 Apr, 2029	0.01
BERRY GLOBAL INC	5.50	15 Apr, 2028	0.01
HERSHEY CO	5.10	24 Feb, 2035	0.01

Issuer Name	Coupon (%)	Maturity Date	Weight (%)
NOMURA HOLDINGS INC	5.59	02 Jul, 2027	0.01
TARGET CORP	5.25	15 Feb, 2036	0.01
DELL INTERNATIONAL LLC	3.45	15 Dec, 2051	0.01
ADOBE INC	5.30	17 Jan, 2035	0.01
STANDARD CHARTERED BANK (NEW YORK BRANCH)	4.85	03 Dec, 2027	0.01
NATIONAL RURAL UTILITIES COOPERATIVE FINANCE CORP	4.95	07 Feb, 2030	0.01
ONEOK INC	5.63	15 Jan, 2028	0.01
NOMURA HOLDINGS INC	5.49	29 Jun, 2035	0.01
SUMITOMO MITSUI TRUST BANK LTD	5.50	09 Mar, 2028	0.01
HUMANA INC	5.75	01 Mar, 2028	0.01
BMW US CAPITAL LLC	5.15	02 Apr, 2034	0.01
HUMANA INC	4.88	01 Apr, 2030	0.01
COOPERATIEVE RABOBANK UA (NEW YORK BRANCH)	4.80	09 Jan, 2029	0.01
PROCTER & GAMBLE CO	4.15	24 Oct, 2029	0.01
PRINCIPAL LIFE GLOBAL FUNDING II	5.10	25 Jan, 2029	0.01
ERP OPERATING LP	4.95	15 Jun, 2032	0.01
PROGRESSIVE CORP	4.95	15 Jun, 2033	0.01
KROGER CO	7.50	01 Apr, 2031	0.01
S C JOHNSON & SON INC	4.80	01 Sep, 2040	0.01
BOARDWALK PIPELINES LP	4.80	03 May, 2029	0.01
ATMOS ENERGY CORP	5.20	15 Aug, 2035	0.01
LENNOX INTERNATIONAL INC	5.50	15 Sep, 2028	0.01
LPL HOLDINGS INC	5.75	15 Jun, 2035	0.01
BEST BUY CO INC	4.45	01 Oct, 2028	0.01
ALLY FINANCIAL INC	5.54	17 Jan, 2031	0.01
CRH AMERICA FINANCE INC	4.50	04 Apr, 2048	0.01
WASTE CONNECTIONS, INC	5.25	01 Sep, 2035	0.01
AIR LIQUIDE FINANCE SA	3.50	27 Sep, 2046	0.01
BORGWARNER INC	5.40	15 Aug, 2034	0.01
CNO FINANCIAL GROUP INC	5.25	30 May, 2029	0.01
SUMITOMO MITSUI TRUST BANK LTD	5.35	07 Mar, 2034	0.01
NOMURA HOLDINGS INC	5.39	06 Jul, 2027	0.01
DCP MIDSTREAM OPERATING LP	5.63	15 Jul, 2027	0.01
METROPOLITAN LIFE GLOBAL FUNDING I	5.05	06 Jan, 2028	0.01
DAIMLER TRUCK FINANCE NORTH AMERICA LLC	5.40	20 Sep, 2028	0.01
VENTAS REALTY LP	5.10	15 Jul, 2032	0.01
NESTLE HOLDINGS INC	4.95	14 Mar, 2030	0.01
NATIONWIDE BUILDING SOCIETY	4.13	18 Oct, 2032	0.01
PROCTER & GAMBLE CO	4.55	24 Oct, 2034	0.01
CNH INDUSTRIAL CAPITAL LLC	4.50	08 Oct, 2027	0.01
EQUITABLE FINANCIAL LIFE GLOBAL FUNDING	4.88	19 Nov, 2027	0.01
LPL HOLDINGS INC	5.15	15 Jun, 2030	0.01
INTACT FINANCIAL CORP	5.46	22 Sep, 2032	0.01

Issuer Name	Coupon (%)	Maturity Date	Weight (%)
CUMMINS INC	4.90	20 Feb, 2029	0.01
NESTLE HOLDINGS INC	4.25	01 Oct, 2029	0.01
ROYALTY PHARMA PLC	5.15	02 Sep, 2029	0.01
REPUBLIC SERVICES INC	4.75	15 Jul, 2030	0.01
BAKER HUGHES HOLDINGS LLC	3.14	07 Nov, 2029	0.01
ATMOS ENERGY CORP	5.75	15 Oct, 2052	0.01
QUALCOMM INC	4.50	20 May, 2030	0.01
KIMCO REALTY OP LLC	5.30	01 Feb, 2036	0.01
NESTLE HOLDINGS INC	5.00	12 Sep, 2028	0.01
ELEVANCE HEALTH INC	5.10	15 Jan, 2044	0.01
AUTODESK INC	5.30	15 Jun, 2035	0.01
MOTOROLA SOLUTIONS INC	5.20	15 Aug, 2032	0.01
ORIX CORP	5.20	13 Sep, 2032	0.01
PROLOGIS LP	4.75	15 Jan, 2031	0.01
KUBOTA CREDIT CORP USA	4.79	28 May, 2028	0.01
CARGILL INC	5.13	11 Feb, 2035	0.01
STARBUCKS CORP	4.90	15 Feb, 2031	0.01
SUMISHO AIR LEASE CORP	4.63	01 Oct, 2028	0.01
SATS TREASURY PTE LTD	4.83	23 Jan, 2029	0.01
NESTLE HOLDINGS INC	4.13	01 Oct, 2027	0.01
SOUTHERN CALIFORNIA GAS CO	6.00	15 Jun, 2055	0.01
METROPOLITAN LIFE GLOBAL FUNDING I	4.90	09 Jan, 2030	0.01
NIAGARA MOHAWK POWER CORP	4.65	03 Oct, 2030	0.01
JOHN DEERE CAPITAL CORP	4.65	07 Jan, 2028	0.01
LADDER CAPITAL FINANCE HOLDINGS LLLP	5.50	01 Aug, 2030	0.01
ASTRAZENECA FINANCE LLC	4.88	03 Mar, 2033	0.01
HERSHEY CO	4.75	24 Feb, 2030	0.01
EAST OHIO GAS CO	3.00	15 Jun, 2050	0.01
DAIMLER TRUCK FINANCE NORTH AMERICA LLC	5.13	19 Jan, 2028	0.01
TRANSURBAN QUEENSLAND FINANCE PTY LTD	4.50	19 Apr, 2028	0.01
VENTAS REALTY LP	4.75	15 Nov, 2030	0.01
BORGWARNER INC	4.95	15 Aug, 2029	0.01
FIRST HORIZON CORP	5.51	07 Mar, 2031	0.01
WELLS FARGO & CO	5.95	01 Dec, 2086	0.01
DAIMLER TRUCK FINANCE NORTH AMERICA LLC	5.38	25 Jun, 2034	0.01
DAIMLER TRUCK FINANCE NORTH AMERICA LLC	5.50	20 Sep, 2033	0.01
BAKER HUGHES HOLDINGS LLC	4.49	01 May, 2030	0.01
NATIONAL RURAL UTILITIES COOPERATIVE FINANCE CORP	4.85	07 Feb, 2029	0.01
ROYALTY PHARMA PLC	5.40	02 Sep, 2034	0.01
APTIV SWISS HOLDINGS LTD	5.75	13 Sep, 2054	0.01
BLACKROCK INC	4.90	08 Jan, 2035	0.01
NORINCHUKIN BANK	5.43	09 Mar, 2028	0.01
CONSOLIDATED EDISON COMPANY OF NEW YORK INC	3.60	15 Jun, 2061	0.01

Issuer Name	Coupon (%)	Maturity Date	Weight (%)
COLGATE-PALMOLIVE CO	4.20	01 May, 2030	0.01
RELX CAPITAL INC	4.75	20 May, 2032	0.01
ANZ BANK NEW ZEALAND LTD	5.55	11 Aug, 2032	0.01
CONCENTRIX CORP	6.85	02 Aug, 2033	0.01
COOPERATIEVE RABOBANK UA (NEW YORK BRANCH)	4.37	27 May, 2027	0.01
EATON CORP	4.35	18 May, 2028	0.01
DAIMLER TRUCK FINANCE NORTH AMERICA LLC	5.38	18 Jan, 2034	0.01
CENCORA INC	4.63	15 Dec, 2027	0.01
TARGET CORP	4.35	15 Jun, 2028	0.01
EXELON CORP	5.13	15 Mar, 2031	0.01
MCCORMICK & COMPANY INC	4.95	15 Apr, 2033	0.01
APPLE INC	4.15	10 May, 2030	0.01
WMG ACQUISITION CORP	3.88	15 Jul, 2030	0.01
PROTECTIVE LIFE GLOBAL FUNDING	4.80	05 Jun, 2030	0.01
PFIZER INC	5.60	15 Sep, 2040	0.01
CANADIAN NATIONAL RAILWAY CO	6.90	15 Jul, 2028	0.01
BLACKROCK INC	4.70	14 Mar, 2029	0.01
TAMPA ELECTRIC CO	4.90	01 Mar, 2029	0.01
GENERAL MOTORS FINANCIAL COMPANY INC	5.00	15 Jul, 2027	0.01
HF SINCLAIR CORP	5.50	01 Sep, 2032	0.01
EATON CAPITAL UNLIMITED CO	4.45	09 May, 2030	0.01
ARROW ELECTRONICS INC	5.15	21 Aug, 2029	0.01
PRINCIPAL LIFE GLOBAL FUNDING II	4.80	09 Jan, 2028	0.01
AUSTRALIA AND NEW ZEALAND BANKING GROUP LTD (NEW YORK BRANCH)	4.36	18 Jun, 2028	0.01
UNITED PARCEL SERVICE INC	5.20	01 Apr, 2040	0.01
COLGATE-PALMOLIVE CO	4.60	01 Mar, 2033	0.01
AMERICAN HOMES 4 RENT LP	5.50	15 Jul, 2034	0.01
UNITEDHEALTH GROUP INC	4.40	15 Jun, 2028	0.01
COLGATE-PALMOLIVE CO	4.60	01 Mar, 2028	0.01
JABIL INC	4.25	15 May, 2027	0.01
KRAFT HEINZ FOODS CO	5.20	15 Mar, 2032	0.01
BROWN & BROWN INC	4.70	23 Jun, 2028	0.01
INTEL CORP	5.00	21 Feb, 2031	0.01
CONAGRA BRANDS INC	5.75	01 Aug, 2035	0.01
ROPER TECHNOLOGIES INC	4.50	15 Oct, 2029	0.01
BROOKLYN UNION GAS CO	4.27	15 Mar, 2048	0.01
CSI MTN LTD	4.38	22 Apr, 2028	0.01
NXP BV	4.40	01 Jun, 2027	0.01
MARRIOTT INTERNATIONAL INC	4.50	15 Oct, 2031	0.01
ENSTAR GROUP LTD	4.95	01 Jun, 2029	0.01
MERCK & CO INC	4.05	17 May, 2028	0.01
CLOROX CO	4.40	01 May, 2029	0.01
TARGA RESOURCES CORP	6.25	01 Jul, 2052	0.01

Issuer Name	Coupon (%)	Maturity Date	Weight (%)
LOWE'S COMPANIES INC	4.55	05 Apr, 2049	0.01
TEXAS EASTERN TRANSMISSION LP	7.00	15 Jul, 2032	0.01
ORIX CORP	5.40	25 Feb, 2035	0.01
QUEST DIAGNOSTICS INC	2.80	30 Jun, 2031	0.01
NVENT FINANCE SARL	4.55	15 Apr, 2028	0.01
FISERV INC	5.35	15 Mar, 2031	0.01
MONDELEZ INTERNATIONAL INC	4.50	06 May, 2030	0.01
STANDARD LIFE PLC	5.38	06 Jul, 2027	0.01
ENBRIDGE INC	5.20	20 Nov, 2035	0.01
KEURIG DR PEPPER INC	5.20	15 Mar, 2031	0.01
ARCHER-DANIELS-MIDLAND CO	4.50	15 Mar, 2049	0.01
MARVELL TECHNOLOGY INC	4.75	15 Jul, 2030	0.01
O'REILLY AUTOMOTIVE INC	4.35	01 Jun, 2028	0.01
CARGILL INC	4.75	24 Apr, 2033	0.01
WALMART INC	4.00	15 Apr, 2030	0.01
M&T BANK CORP	4.83	16 Jan, 2029	0.01
ECOLAB INC	4.30	15 Jun, 2028	0.01
EXPERIAN FINANCE PLC	5.25	17 Aug, 2035	0.01
IDEX CORP	4.95	01 Sep, 2029	0.01
BMW US CAPITAL LLC	5.40	21 Mar, 2035	0.01
SUMISHO AIR LEASE CORP	5.10	01 Mar, 2029	0.01
AIA GROUP LTD	3.90	06 Apr, 2028	0.01
NBCUNIVERSAL MEDIA LLC	5.95	01 Apr, 2041	0.01
DELTA AIR LINES INC	4.38	19 Apr, 2028	0.01
AMERICAN HONDA FINANCE CORP	4.70	12 Jan, 2028	0.01
WASTE CONNECTIONS, INC	4.25	01 Dec, 2028	0.01
CATERPILLAR INC	6.05	15 Aug, 2036	0.01
STANLEY BLACK & DECKER INC	4.25	15 Nov, 2028	0.01
NIAGARA MOHAWK POWER CORP	5.29	17 Jan, 2034	0.01
GLOBAL PAYMENTS INC	5.30	15 Aug, 2029	0.01
AMCOR FINANCE (USA) INC	4.50	15 May, 2028	0.01
EVERSOURCE ENERGY	4.25	01 Apr, 2029	0.01
MARSH & MCLENNAN COMPANIES INC	5.15	15 Mar, 2034	0.01
HEALTHPEAK OP LLC	5.38	15 Feb, 2035	0.01
TOYOTA MOTOR CORP	4.45	30 Jun, 2030	0.01
IBM INTERNATIONAL CAPITAL PTE LTD	4.60	05 Feb, 2029	0.01
MITSUBISHI ESTATE CO LTD	4.35	02 Oct, 2030	0.01
AIRCASTLE LTD	5.25	15 Mar, 2030	0.01
BANK OF NEW YORK MELLON CORP	4.60	26 Jul, 2030	0.01
KEURIG DR PEPPER INC	4.35	15 May, 2028	0.01
AMERIPRISE FINANCIAL INC	4.50	13 May, 2032	0.01
CHARLES SCHWAB CORP	4.63	22 Mar, 2030	0.01
BROWN & BROWN INC	5.25	23 Jun, 2032	0.01

Issuer Name	Coupon (%)	Maturity Date	Weight (%)
TOYOTA MOTOR CORP	4.19	30 Jun, 2027	0.01
HERSHEY CO	4.55	24 Feb, 2028	0.01
COOPERATIEVE RABOBANK UA (NEW YORK BRANCH)	3.96	17 Oct, 2028	0.01
ILLUMINA INC	4.75	12 Dec, 2030	0.01
NUTRIEN LTD	5.88	01 Dec, 2036	0.01
METROPOLITAN LIFE GLOBAL FUNDING I	4.40	30 Jun, 2027	0.01
CSL FINANCE PLC	3.85	27 Apr, 2027	0.01
LABORATORY CORPORATION OF AMERICA HOLDINGS	4.55	01 Apr, 2032	0.01
SHERWIN-WILLIAMS CO	5.15	15 Aug, 2035	0.01
BMW US CAPITAL LLC	3.45	01 Apr, 2027	0.01
NOKIA OYJ	4.38	12 Jun, 2027	0.01
COMMONWEALTH BANK OF AUSTRALIA	4.61	14 Mar, 2030	0.01
CARGILL INC	3.63	22 Apr, 2027	0.01
AUTONATION INC	4.75	01 Jun, 2030	0.01
SEKISUI HOUSE LTD	4.70	23 Feb, 2030	0.01
TRAVELERS COMPANIES INC	5.05	24 Jul, 2035	0.01
SUMITOMO MITSUI TRUST BANK LTD	4.95	15 Sep, 2027	0.01
MERITAGE HOMES CORP	5.65	15 Mar, 2035	0.01
CNH INDUSTRIAL CAPITAL LLC	4.50	16 Oct, 2030	0.01
STARBUCKS CORP	5.00	15 Feb, 2034	0.01
MOSAIC CO	4.35	15 Jan, 2029	0.01
SWIRE PACIFIC MTN FINANCING HK LTD	4.63	28 Aug, 2032	0.01
DOLLAR GENERAL CORP	4.13	01 May, 2028	0.01
HOME DEPOT INC	5.40	15 Sep, 2040	0.01
CONSTELLATION SOFTWARE INC	5.16	16 Feb, 2029	0.01
ECOLAB INC	5.00	01 Sep, 2035	0.01
COMERICA BANK	5.33	25 Aug, 2033	0.01
ORIX CORP	5.00	13 Sep, 2027	0.01
DANSKE BANK A/S	4.38	12 Jun, 2028	0.01
DARDEN RESTAURANTS INC	3.85	01 May, 2027	0.01
CITIGROUP INC	5.88	22 Feb, 2033	0.01
ESSENTIAL UTILITIES INC	4.80	15 Aug, 2027	0.01
AP MOELLER - MAERSK A/S	4.50	20 Jun, 2029	0.01
CENCORA INC	5.13	15 Feb, 2034	0.01
KEURIG DR PEPPER INC	4.60	15 May, 2030	0.01
CONAGRA BRANDS INC	5.00	01 Aug, 2030	0.01
GLOBAL PAYMENTS INC	4.95	15 Aug, 2027	0.01
TOYOTA MOTOR CREDIT CORP	4.70	12 Jan, 2033	0.01
MARRIOTT INTERNATIONAL INC	4.80	15 Mar, 2030	0.01
SEKISUI HOUSE LTD	5.10	23 Oct, 2034	0.01
KIMBERLY-CLARK CORP	3.95	01 Nov, 2028	0.01
AON CORP	5.00	12 Sep, 2032	0.01
STATE STREET CORP	4.14	03 Dec, 2029	0.01

Issuer Name	Coupon (%)	Maturity Date	Weight (%)
SYNCHRONY FINANCIAL	5.02	29 Jul, 2029	0.01
SYSCO CORP	3.15	14 Dec, 2051	0.01
COLGATE-PALMOLIVE CO	4.00	15 Aug, 2045	0.01
PAYPAL HOLDINGS INC	3.90	01 Jun, 2027	0.01
BANK OF NEW YORK MELLON CORP	3.99	13 Jun, 2028	0.01
ENBRIDGE INC	4.20	20 Nov, 2028	0.01
TRANSCONTINENTAL GAS PIPE LINE COMPANY LLC	4.60	15 Mar, 2048	0.01
SUMITOMO MITSUI TRUST BANK LTD	4.70	13 Mar, 2030	0.01
ELEMENT FLEET MANAGEMENT CORP	4.64	24 Nov, 2030	0.01
EMERSON ELECTRIC CO	5.00	15 Mar, 2035	0.01
KRAFT HEINZ FOODS CO	5.40	15 Mar, 2035	0.01
MOODY'S CORP	5.00	05 Aug, 2034	0.01
SABAL TRAIL TRANSMISSION LLC	4.25	01 May, 2028	0.01
FEDERATION DES CAISSES DESJARDINS DU QUEBEC	4.55	23 Aug, 2027	0.01
ESSENTIAL UTILITIES INC	5.25	15 Aug, 2035	0.01
mitsubishi hc capital inc	5.08	15 Sep, 2027	0.01
BOARDWALK PIPELINES LP	4.45	15 Jul, 2027	0.01
BROADCOM INC	5.05	12 Jul, 2027	0.01
ARTHUR J. GALLAGHER & CO.	5.00	15 Feb, 2032	0.01
NIAGARA MOHAWK POWER CORP	4.28	15 Dec, 2028	0.01
PRINCIPAL LIFE GLOBAL FUNDING II	4.60	19 Aug, 2027	0.01
IBM INTERNATIONAL CAPITAL PTE LTD	4.75	05 Feb, 2031	0.01
NEW YORK LIFE GLOBAL FUNDING	3.25	07 Apr, 2027	0.01
BMW US CAPITAL LLC	3.30	06 Apr, 2027	0.01
WESTPAC SECURITIES NZ LTD (LONDON BRANCH)	4.44	22 Jun, 2029	0.01
NTT FINANCE CORP	4.37	27 Jul, 2027	0.01
UNION PACIFIC CORP	3.75	05 Feb, 2070	0.01
THERMO FISHER SCIENTIFIC INC	4.89	07 Oct, 2037	0.01
CLOROX CO	3.90	15 May, 2028	0.01
CRH AMERICA FINANCE INC	5.88	09 Jan, 2055	0.01
O'REILLY AUTOMOTIVE INC	4.20	01 Apr, 2030	0.01
STARBUCKS CORP	4.80	15 Feb, 2033	0.01
TC PIPELINES LP	3.90	25 May, 2027	0.01
NORINCHUKIN BANK	4.87	14 Sep, 2027	0.01
CNH INDUSTRIAL CAPITAL LLC	4.75	21 Mar, 2028	0.01
DEERE FUNDING CANADA CORP	4.15	09 Oct, 2030	0.01
CANADIAN PACIFIC RAILWAY CO	4.00	01 Jun, 2028	0.01
NORTHERN TRUST CORP	4.15	19 Nov, 2030	0.01
DBS GROUP HOLDINGS LTD	4.40	21 Mar, 2028	0.01
OTIS WORLDWIDE CORP	5.13	04 Sep, 2035	0.01
ASTRAZENECA PLC	3.00	28 May, 2051	0.01
HANOVER INSURANCE GROUP INC	5.50	01 Sep, 2035	0.01
SYNCHRONY FINANCIAL	6.00	29 Jul, 2036	0.01

Issuer Name	Coupon (%)	Maturity Date	Weight (%)
CONSOLIDATED EDISON COMPANY OF NEW YORK INC	4.00	01 Dec, 2028	0.01
SUMISHO AIR LEASE CORP	3.63	01 Apr, 2027	0.01
M&T BANK CORP	4.55	16 Aug, 2028	0.01
CARLISLE COMPANIES INC	5.25	15 Sep, 2035	0.01
CNH INDUSTRIAL NV	3.85	15 Nov, 2027	0.01
ZIONS BANCORPORATION NA	4.70	18 Aug, 2028	0.01
QUANTA SERVICES INC	4.30	09 Aug, 2028	0.01
SUMITOMO MITSUI TRUST BANK LTD	4.50	13 Mar, 2028	0.01
JERSEY CENTRAL POWER & LIGHT CO	5.15	15 Jan, 2036	0.01
SOFTBANK CORP	4.70	09 Jul, 2030	0.01
AEP TEXAS INC	4.70	15 May, 2032	0.01
AMERICAN HONDA FINANCE CORP	4.80	05 Mar, 2030	0.01
MASSMUTUAL GLOBAL FUNDING II	4.45	27 Mar, 2028	0.01
TARGET CORP	4.40	15 Jan, 2033	0.01
PRICOA GLOBAL FUNDING I	4.35	25 Nov, 2030	0.01
ORANGE SA	5.75	13 Jan, 2056	0.01
UNION PACIFIC CORP	3.00	15 Apr, 2027	0.01
PROGRESSIVE CORP	4.60	26 Mar, 2031	0.01
NORINCHUKIN BANK	5.07	14 Sep, 2032	0.01
SHERWIN-WILLIAMS CO	4.50	15 Aug, 2030	0.01
180 MEDICAL INC	5.30	08 Oct, 2035	0.01
QUEST DIAGNOSTICS INC	4.20	30 Jun, 2029	0.01
AMERICAN EXPRESS CO	5.41	08 Feb, 2041	0.01
NORFOLK SOUTHERN CORP	3.95	01 Oct, 2042	0.01
QUANTA SERVICES INC	5.10	09 Aug, 2035	0.01
EQUITABLE AMERICA GLOBAL FUNDING	4.30	15 Dec, 2028	0.01
POLARIS INC	5.60	01 Mar, 2031	0.01
ARCELORMITTAL SA	4.25	16 Jul, 2029	0.01
TRANSCANADA PIPELINES LTD	4.88	15 May, 2048	0.01
CSL FINANCE PLC	4.05	27 Apr, 2029	0.01
SHERWIN-WILLIAMS CO	4.30	15 Aug, 2028	0.01
CME GROUP INC	3.75	15 Jun, 2028	0.01
ONEOK INC	4.00	13 Jul, 2027	0.01
CATERPILLAR FINANCIAL SERVICES CORP	3.70	10 Jan, 2028	0.01
LPL HOLDINGS INC	5.65	15 Mar, 2035	0.01
ATMOS ENERGY CORP	4.30	01 Oct, 2048	0.01
NXP BV	4.30	19 Aug, 2028	0.01
QUANTA SERVICES INC	4.50	15 Jan, 2031	0.01
WRKCO INC	3.90	01 Jun, 2028	0.01
HEWLETT PACKARD ENTERPRISE CO	4.50	23 Mar, 2028	0.01
ASB BANK LTD	4.16	29 Oct, 2030	0.01
MACQUARIE GROUP LTD	4.65	27 Mar, 2029	0.01
DENSO CORP	4.42	11 Sep, 2029	0.01

Issuer Name	Coupon (%)	Maturity Date	Weight (%)
KKR GROUP FINANCE CO VIII LLC	3.50	25 Aug, 2050	0.01
PROTECTIVE LIFE GLOBAL FUNDING	4.16	15 Jan, 2029	0.01
ZIONS BANCORPORATION NA	4.48	09 Feb, 2029	0.01
WESTPAC SECURITIES NZ LTD (LONDON BRANCH)	4.36	30 Jul, 2027	0.01
CADENCE DESIGN SYSTEMS INC	4.20	10 Sep, 2027	0.01
SWIRE PROPERTIES MTN FINANCING LTD	4.25	13 Jan, 2031	0.01
SOFTBANK CORP	5.33	09 Jul, 2035	0.01
ONEOK INC	5.15	15 Oct, 2043	0.01
HOWMET AEROSPACE INC	4.55	15 Nov, 2032	0.01
PFIZER INC	5.60	15 Nov, 2055	0.01
HCA INC	4.30	15 Nov, 2030	0.01
ROCHE HOLDINGS INC	4.08	02 Dec, 2030	0.01
ROLLINS INC	5.25	24 Feb, 2035	0.01
SUMISHO AIR LEASE CORP	3.63	01 Dec, 2027	0.01
mitsubishi hc finance america llc	4.56	14 Jan, 2031	0.01
CATERPILLAR FINANCIAL SERVICES CORP	4.15	08 Jan, 2031	0.01
MERCEDES-BENZ FINANCE NORTH AMERICA LLC	4.30	22 Feb, 2029	0.01
AMERICAN HOMES 4 RENT LP	4.25	15 Feb, 2028	0.01
QUALCOMM INC	4.25	20 May, 2032	0.01
AUTODESK INC	3.50	15 Jun, 2027	0.01
STANDARD CHARTERED PLC	4.87	15 Mar, 2033	0.01
NNN REIT INC	4.60	15 Feb, 2031	0.01
MCKESSON CORP	4.25	15 Sep, 2029	0.01
COMMONWEALTH EDISON CO	6.45	15 Jan, 2038	0.01
JABIL INC	3.95	12 Jan, 2028	0.01
KLA CORP	4.70	01 Feb, 2034	0.01
KEURIG DR PEPPER INC	5.15	15 May, 2035	0.01
ORIX CORP	3.70	18 Jul, 2027	0.01
O'REILLY AUTOMOTIVE INC	3.90	01 Jun, 2029	0.01
HIKARI TSUSHIN INC	6.13	18 Sep, 2035	0.01
BMW US CAPITAL LLC	5.20	11 Aug, 2035	0.01
ANZ NEW ZEALAND INTL LTD (LONDON BRANCH)	4.00	22 Jan, 2029	0.01
METROPOLITAN LIFE GLOBAL FUNDING I	4.30	25 Aug, 2029	0.01
EXPERIAN FINANCE PLC	4.25	01 Feb, 2029	0.01
PECO ENERGY CO	3.90	01 Mar, 2048	0.01
HF SINCLAIR CORP	5.00	01 Feb, 2028	0.01
COCA-COLA CO	2.90	25 May, 2027	0.01
GLOBAL PAYMENTS INC	4.55	15 Mar, 2028	0.01
NATIONAL AUSTRALIA BANK LTD (NEW YORK BRANCH)	4.15	13 Jan, 2031	0.01
ANZ NEW ZEALAND INTL LTD (LONDON BRANCH)	3.45	17 Jul, 2027	0.01
LAZARD GROUP LLC	4.50	19 Sep, 2028	0.01
BOFA FINANCE LLC	4.15	26 Nov, 2027	0.01
PUBLIC SERVICE ELECTRIC AND GAS CO	4.20	01 Jan, 2031	0.01

Issuer Name	Coupon (%)	Maturity Date	Weight (%)
O'REILLY AUTOMOTIVE INC	5.00	19 Aug, 2034	0.01
MARATHON PETROLEUM CORP	3.80	01 Apr, 2028	0.01
NORINCHUKIN BANK	5.36	09 Sep, 2035	0.01
STATE STREET CORP	4.42	13 May, 2033	0.01
ECOLAB INC	3.25	01 Dec, 2027	0.01
BROWN & BROWN INC	4.95	17 Mar, 2052	0.01
MCCORMICK & COMPANY INC	4.15	15 Feb, 2029	0.01
ATLASSIAN CORP	5.50	15 May, 2034	0.01
APOLLO GLOBAL MANAGEMENT INC	6.00	15 Dec, 2054	0.01
NORINCHUKIN BANK	5.36	10 Mar, 2036	0.01
ROPER TECHNOLOGIES INC	4.75	15 Feb, 2032	0.01
TOYOTA MOTOR CORP	3.67	20 Jul, 2028	0.01
ARROW ELECTRONICS INC	3.88	12 Jan, 2028	0.01
VENTAS REALTY LP	5.00	15 Feb, 2036	0.01
NORINCHUKIN BANK	4.67	09 Sep, 2030	0.01
GOODMAN US FINANCE FIVE LLC	4.63	04 May, 2032	0.01
JERSEY CENTRAL POWER & LIGHT CO	4.40	15 Jan, 2031	0.01
TELSTRA GROUP LTD	3.25	15 Nov, 2027	0.01
COLUMBIA PIPELINE GROUP INC	5.80	01 Jun, 2045	0.01
mitsui fudosan co ltd	3.65	20 Jul, 2027	0.01
ITC HOLDINGS CORP	3.35	15 Nov, 2027	0.01
MARTIN MARIETTA MATERIALS INC	3.50	15 Dec, 2027	0.01
CANADIAN NATIONAL RAILWAY CO	6.20	01 Jun, 2036	0.01
JABIL INC	4.20	01 Feb, 2029	0.01
INTERNATIONAL BUSINESS MACHINES CORP	4.00	03 Feb, 2029	0.01
SUMITOMO MITSUI TRUST BANK LTD	5.05	13 Mar, 2035	0.01
BRISTOL-MYERS SQUIBB CO	3.90	20 Feb, 2028	0.01
BUNGE FINANCE LTD CORP	4.80	19 Mar, 2033	0.01
PUBLIC SERVICE ELECTRIC AND GAS CO	4.65	15 Mar, 2033	0.01
NORTHERN TRUST CORP	3.65	03 Aug, 2028	0.01
TJX COMPANIES INC	3.88	15 Apr, 2030	0.01
NXP BV	3.15	01 May, 2027	0.01
ENBRIDGE INC	4.50	15 Feb, 2031	0.01
WASTE CONNECTIONS, INC	3.50	01 May, 2029	0.01
SEMPRA	3.70	01 Apr, 2029	0.01
ATMOS ENERGY CORP	3.00	15 Jun, 2027	0.01
AIA GROUP LTD	4.95	30 Mar, 2035	0.01
SUMITOMO MITSUI TRUST BANK LTD	4.35	11 Sep, 2030	0.01
BAKER HUGHES HOLDINGS LLC	4.05	11 Mar, 2029	0.01
NORINCHUKIN BANK	4.68	10 Mar, 2031	0.01
COOPERATIEVE RABOBANK UA (NEW YORK BRANCH)	4.16	14 Jan, 2031	0.01
ROPER TECHNOLOGIES INC	4.25	15 Sep, 2028	0.01
KEURIG DR PEPPER INC	3.43	15 Jun, 2027	0.01

Issuer Name	Coupon (%)	Maturity Date	Weight (%)
TEXAS INSTRUMENTS INC	2.90	03 Nov, 2027	0.01
CMS ENERGY CORP	4.75	01 Jun, 2050	0.01
AMERICAN WATER CAPITAL CORP	2.30	01 Jun, 2031	0.01
J.M. SMUCKER CO	3.38	15 Dec, 2027	0.01
HOME DEPOT INC	3.75	15 Sep, 2028	0.01
ORIX CORP	4.45	09 Sep, 2030	0.01
BMW US CAPITAL LLC	3.95	14 Aug, 2028	0.01
ARCHER-DANIELS-MIDLAND CO	4.50	15 Aug, 2033	0.01
AMERICAN HONDA FINANCE CORP	5.20	05 Mar, 2035	0.01
SWIRE PROPERTIES MTN FINANCING LTD	3.50	10 Jan, 2028	0.01
PUBLIC SERVICE ELECTRIC AND GAS CO	5.63	01 Jan, 2056	0.01
AMERICAN HONDA FINANCE CORP	4.45	08 Jan, 2031	0.01
FEDEX CORP	5.10	15 Jan, 2044	0.01
OTIS WORLDWIDE CORP	2.29	05 Apr, 2027	0.01
CARLISLE COMPANIES INC	5.55	15 Sep, 2040	0.01
ZOETIS INC	3.90	20 Aug, 2028	0.01
ANZ NEW ZEALAND INTL LTD (LONDON BRANCH)	3.45	21 Jan, 2028	0.01
MASTERCARD INC	3.50	26 Feb, 2028	0.01
SKANDINAVISKA ENSKILDA BANKEN AB	4.00	12 Mar, 2029	0.01
TOYOTA MOTOR CREDIT CORP	3.65	08 Jan, 2029	0.01
BROOKLYN UNION GAS CO	5.46	16 Mar, 2036	0.01
COLGATE-PALMOLIVE CO	3.10	15 Aug, 2027	0.01
LAZARD GROUP LLC	4.38	11 Mar, 2029	0.01
INTERNATIONAL BUSINESS MACHINES CORP	4.30	03 Feb, 2031	0.01
AEP TEXAS INC	3.95	01 Jun, 2028	0.01
CANADIAN PACIFIC RAILWAY CO	4.80	01 Aug, 2045	0.01
AMERICAN HOMES 4 RENT LP	5.25	15 Mar, 2035	0.01
MERCEDES-BENZ FINANCE NORTH AMERICA LLC	4.50	10 Mar, 2031	0.01
LSEG US FIN CORP	4.50	23 Mar, 2031	0.01
TOYOTA MOTOR CREDIT CORP	4.80	11 Jan, 2036	0.01
NESTLE CAPITAL CORP	4.50	18 Mar, 2033	0.01
JOHN DEERE CAPITAL CORP	4.20	10 Mar, 2031	0.01
HEALTHPEAK OP LLC	4.75	15 Jan, 2033	0.01
DENSO CORP	4.28	17 Sep, 2030	0.01
CENCORA INC	3.95	13 Feb, 2029	0.01
UNUM GROUP	5.75	15 Aug, 2042	0.01
THERMO FISHER SCIENTIFIC INC	4.20	01 Mar, 2031	0.01
MANULIFE FINANCIAL CORP	2.48	19 May, 2027	0.01
LOWE'S COMPANIES INC	5.85	01 Apr, 2063	0.01
PROLOGIS LP	2.13	15 Apr, 2027	0.01
PRICOA GLOBAL FUNDING I	4.65	12 Jan, 2033	0.01
BRISTOL-MYERS SQUIBB CO	5.50	22 Feb, 2044	0.01
LEGGETT & PLATT INC	3.50	15 Nov, 2027	0.01

Issuer Name	Coupon (%)	Maturity Date	Weight (%)
SUMITOMO MITSUI TRUST BANK LTD	3.95	05 Mar, 2029	0.01
GLOBAL ATLANTIC (FIN) CO	4.40	15 Oct, 2029	0.01
VERISK ANALYTICS INC	4.45	15 Mar, 2031	0.01
SUMITOMO MITSUI TRUST BANK LTD	4.20	05 Mar, 2031	0.01
PRINCIPAL FINANCIAL GROUP INC	3.70	15 May, 2029	0.01
TELUS CORPORATION	3.70	15 Sep, 2027	0.01
AMERICAN HONDA FINANCE CORP	5.10	08 Jan, 2036	0.01
SOUTHERN CALIFORNIA GAS CO	5.75	01 Jun, 2053	0.01
HASBRO INC	3.50	15 Sep, 2027	0.01
BOSTON GAS CO	3.15	01 Aug, 2027	0.01
NEWS CORP	5.13	15 Feb, 2032	0.01
ERAC USA FINANCE LLC	4.20	01 Nov, 2046	0.01
SUMITOMO MITSUI FINANCIAL GROUP, INC	4.52	12 Feb, 2032	0.01
PROCTER & GAMBLE CO	4.35	03 Nov, 2035	0.01
INTERNATIONAL BUSINESS MACHINES CORP	4.60	03 Feb, 2033	0.01
OVERSEA-CHINESE BANKING CORPORATION LTD	4.52	04 Mar, 2036	0.01
CENCORA INC	4.60	13 Feb, 2033	0.01
MANUFACTURERS AND TRADERS TRUST CO	3.40	17 Aug, 2027	0.01
MOODY'S CORP	3.25	15 Jan, 2028	0.01
PUBLIC STORAGE OPERATING CO	3.38	01 May, 2029	0.01
HOME DEPOT INC	3.95	15 Sep, 2030	0.01
CENCORA INC	4.25	15 Nov, 2030	0.01
TOYOTA MOTOR CREDIT CORP	3.05	11 Jan, 2028	0.01
WEA FINANCE LLC	4.13	20 Sep, 2028	0.01
NORFOLK SOUTHERN CORP	4.45	01 Mar, 2033	0.01
ESSENTIAL UTILITIES INC	5.13	15 Mar, 2036	0.01
ROPER TECHNOLOGIES INC	4.45	15 Sep, 2030	0.01
ERP OPERATING LP	3.50	01 Mar, 2028	0.01
BOOKING HOLDINGS INC	3.55	15 Mar, 2028	0.01
AMERICAN HONDA FINANCE CORP	3.50	15 Feb, 2028	0.01
SUMITOMO MITSUI TRUST GROUP INC	5.42	11 Sep, 2036	0.01
ADVANCED MICRO DEVICES INC	3.92	01 Jun, 2032	0.01
CONSTELLATION SOFTWARE INC	5.46	16 Feb, 2034	0.01
GATX CORP	4.00	30 Jun, 2030	0.01
ROYALTY PHARMA PLC	5.95	25 Sep, 2055	0.01
STATE STREET CORP	2.62	07 Feb, 2033	0.01
SUMITOMO MITSUI TRUST BANK LTD	4.85	10 Sep, 2034	0.01
PUBLIC STORAGE OPERATING CO	3.09	15 Sep, 2027	0.01
FEDEX CORP	4.40	15 Jan, 2047	0.01
PUBLIC STORAGE OPERATING CO	2.25	09 Nov, 2031	0.01
KIMCO REALTY OP LLC	4.85	01 Mar, 2035	0.01
KOMATSU FINANCE AMERICA INC	4.20	18 Sep, 2030	0.01
INTERCONTINENTAL EXCHANGE INC	3.10	15 Sep, 2027	0.01

Issuer Name	Coupon (%)	Maturity Date	Weight (%)
SUN HUNG KAI PROPERTIES (CAPITAL MARKET) LTD	3.75	25 Feb, 2029	0.01
JOHN DEERE CAPITAL CORP	2.80	08 Sep, 2027	0.01
MASSMUTUAL GLOBAL FUNDING II	4.35	17 Sep, 2031	0.01
MONDELEZ INTERNATIONAL INC	4.75	28 Aug, 2034	0.01
BOOZ ALLEN HAMILTON INC	4.00	01 Jul, 2029	0.01
APA INFRASTRUCTURE LTD	5.75	16 Sep, 2044	0.01
J.M. SMUCKER CO	4.38	15 Mar, 2045	0.01
TRAVELERS COMPANIES INC	3.05	08 Jun, 2051	0.01
PFIZER INC	5.70	15 Nov, 2065	0.01
MCCORMICK & COMPANY INC	4.70	15 Oct, 2034	0.01
CNH INDUSTRIAL CAPITAL LLC	4.38	07 Mar, 2031	0.01
MACQUARIE GROUP LTD	1.94	14 Apr, 2028	0.01
JABIL INC	4.75	01 Feb, 2033	0.01
LOEWS CORP	4.94	01 Apr, 2036	0.01
MOODY'S CORP	4.25	08 Aug, 2032	0.01
VERISK ANALYTICS INC	5.13	15 Mar, 2036	0.01
KONINKLIJKE AHOLD DELHAIZE NV	5.70	01 Oct, 2040	0.01
180 MEDICAL INC	3.88	15 Oct, 2029	0.01
WW GRAINGER INC	4.45	15 Sep, 2034	0.01
MARVELL TECHNOLOGY INC	4.88	22 Jun, 2028	0.01
NORTHERN TRUST CORP	3.15	03 May, 2029	0.01
OMEGA HEALTHCARE INVESTORS, INC	3.63	01 Oct, 2029	0.01
GLOBAL PAYMENTS INC	5.40	15 Mar, 2033	0.01
LOWE'S COMPANIES INC	5.75	01 Jul, 2053	0.01
ROYALTY PHARMA PLC	5.90	02 Sep, 2054	0.01
UNITED PARCEL SERVICE INC	3.40	01 Sep, 2049	0.01
BANK OF NEW YORK MELLON CORP	3.00	30 Oct, 2028	0.01
SOUTHERN CALIFORNIA GAS CO	5.60	01 Apr, 2054	0.01
MPLX LP	6.10	01 Apr, 2056	0.01
EQUITABLE AMERICA GLOBAL FUNDING	4.70	15 Sep, 2032	0.01
KKR GROUP FINANCE CO VI LLC	3.75	01 Jul, 2029	0.01
AT&T INC	5.45	01 Mar, 2047	0.01
KYNDRYL HOLDINGS INC	6.35	20 Feb, 2034	0.01
JOHN DEERE CAPITAL CORP	3.90	07 Jun, 2032	0.01
COTY INC	4.75	15 Jan, 2029	0.01
FRESENIUS MEDICAL CARE US FINANCE III INC	3.75	15 Jun, 2029	0.01
NOV INC	3.60	01 Dec, 2029	0.01
ENTERPRISE PRODUCTS OPERATING LLC	7.55	15 Apr, 2038	0.01
CENCORA INC	5.65	13 Feb, 2056	0.01
JUNIPER NETWORKS INC	3.75	15 Aug, 2029	0.01
NISOURCE INC	5.65	01 Feb, 2045	0.01
BAXTER INTERNATIONAL INC	3.95	01 Apr, 2030	0.01
MASSACHUSETTS MUTUAL LIFE INSURANCE CO	5.67	01 Dec, 2052	0.01

Issuer Name	Coupon (%)	Maturity Date	Weight (%)
LEGGETT & PLATT INC	4.40	15 Mar, 2029	0.01
CANADIAN PACIFIC RAILWAY CO	5.95	15 May, 2037	0.01
JACOBS SOLUTIONS INC	5.38	03 Mar, 2036	0.01
CSX CORP	4.90	15 Mar, 2055	0.01
EXELON CORP	5.88	15 Mar, 2055	0.01
TAKEDA PHARMACEUTICAL CO LTD	5.80	05 Jul, 2064	0.01
EMERSON ELECTRIC CO	1.80	15 Oct, 2027	0.01
INTEL CORP	4.10	14 Aug, 2047	0.01
HOWMET AEROSPACE INC	4.75	15 Apr, 2036	0.01
MARTIN MARIETTA MATERIALS INC	4.25	15 Dec, 2047	0.01
COMMONWEALTH EDISON CO	3.75	15 Aug, 2047	0.01
MIZUHO FINANCIAL GROUP INC	3.26	22 May, 2030	0.01
ORIX CORP	4.00	13 Apr, 2032	0.01
BECTON DICKINSON AND CO	4.30	22 Aug, 2032	0.01
REALTY INCOME CORP	3.25	15 Jun, 2029	0.01
INVITATION HOMES OPERATING PARTNERSHIP LP	4.88	01 Feb, 2035	0.01
LIBERTY MUTUAL GROUP INC	4.85	01 Aug, 2044	0.01
COUSINS PROPERTIES LP	4.88	01 Mar, 2033	0.01
PPL ELECTRIC UTILITIES CORP	5.55	15 Aug, 2055	0.01
MOHAWK INDUSTRIES INC	3.63	15 May, 2030	0.01
WRKCO INC	4.20	01 Jun, 2032	0.01
ABBVIE INC	5.65	15 Mar, 2066	0.01
EQUINIX INC	1.80	15 Jul, 2027	0.01
CDW LLC	3.28	01 Dec, 2028	0.01
PROTECTIVE LIFE CORP	5.35	10 Aug, 2052	0.01
WELLS FARGO & CO	5.38	07 Feb, 2035	0.01
FREEPORT-MCMORAN INC	4.13	01 Mar, 2028	0.01
OWENS CORNING	4.30	15 Jul, 2047	0.01
MARSH & MCLENNAN COMPANIES INC	5.35	15 Nov, 2044	0.01
TOYOTA MOTOR CREDIT CORP	1.65	10 Jan, 2031	0.01
INTERNATIONAL BUSINESS MACHINES CORP	6.22	01 Aug, 2027	0.01
PARKER-HANNIFIN CORP	4.20	21 Nov, 2034	0.01
HCA INC	3.38	15 Mar, 2029	0.01
NIAGARA MOHAWK POWER CORP	5.78	16 Sep, 2052	0.01
METROPOLITAN LIFE GLOBAL FUNDING I	3.30	21 Mar, 2029	0.01
UNITED PARCEL SERVICE INC	4.88	15 Nov, 2040	0.01
CHARTER COMMUNICATIONS OPERATING LLC	6.83	23 Oct, 2055	0.01
GE CAPITAL FUNDING LLC	4.55	15 May, 2032	0.01
PUBLIC SERVICE ELECTRIC AND GAS CO	5.50	01 Mar, 2055	0.01
INTUIT INC	1.35	15 Jul, 2027	0.01
HUNTINGTON BANCSHARES INC	2.49	15 Aug, 2036	0.01
VONTIER CORP	2.40	01 Apr, 2028	0.01
CRH AMERICA FINANCE INC	5.60	09 Feb, 2056	0.01

Issuer Name	Coupon (%)	Maturity Date	Weight (%)
EPR PROPERTIES	3.75	15 Aug, 2029	0.01
COMCAST CORP	6.95	15 Aug, 2037	0.01
FLOWERS FOODS INC	5.75	15 Mar, 2035	0.01
PARKER-HANNIFIN CORP	4.10	01 Mar, 2047	0.01
SUMITOMO MITSUI TRUST BANK LTD	4.80	05 Mar, 2036	0.01
METROPOLITAN LIFE GLOBAL FUNDING I	3.05	17 Jun, 2029	0.01
ARTHUR J. GALLAGHER & CO.	5.75	15 Jul, 2054	0.01
JABIL INC	3.60	15 Jan, 2030	0.01
LAM RESEARCH CORP	2.88	15 Jun, 2050	0.01
HP INC	3.40	17 Jun, 2030	0.01
PANASONIC HOLDINGS CORP	3.11	19 Jul, 2029	0.01
AMERICOLD REALTY OPERATING PARTNERSHIP LP	5.41	12 Sep, 2034	0.01
3M CO	3.70	15 Apr, 2050	0.01
SUMISHO AIR LEASE CORP	3.25	01 Oct, 2029	0.01
KEYSIGHT TECHNOLOGIES INC	3.00	30 Oct, 2029	0.01
AMGEN INC	5.50	19 Feb, 2046	0.01
MASSACHUSETTS MUTUAL LIFE INSURANCE CO	3.38	15 Apr, 2050	0.01
D.R. HORTON INC	1.40	15 Oct, 2027	0.01
PROGRESSIVE CORP	4.20	15 Mar, 2048	0.01
XYLEM INC	1.95	30 Jan, 2028	0.01
LOEWS CORP	3.20	15 May, 2030	0.01
HKT CAPITAL NO.5 LTD	3.25	30 Sep, 2029	0.01
FIRSTENERGY TRANSMISSION LLC	2.87	15 Sep, 2028	0.01
MARSH & MCLENNAN COMPANIES INC	4.20	01 Mar, 2048	0.01
FLOWSERVE CORP	3.50	01 Oct, 2030	0.01
AMERICAN HONDA FINANCE CORP	1.80	13 Jan, 2031	0.01
ELEVANCE HEALTH INC	5.70	15 Sep, 2055	0.01
BRUNSWICK CORP	2.40	18 Aug, 2031	0.01
PUBLIC STORAGE OPERATING CO	4.38	01 Jul, 2030	0.01
TOYOTA MOTOR CORP	2.76	02 Jul, 2029	0.01
STERIS IRISH FINCO UNLIMITED CO	3.75	15 Mar, 2051	0.01
HUMANA INC	6.00	01 May, 2055	0.01
EQUITABLE FINANCIAL LIFE GLOBAL FUNDING	1.40	27 Aug, 2027	0.01
HUMANA INC	3.13	15 Aug, 2029	0.01
INTERNATIONAL BUSINESS MACHINES CORP	2.85	15 May, 2040	0.01
VISA INC	0.75	15 Aug, 2027	0.01
MERCEDES-BENZ FINANCE NORTH AMERICA LLC	3.10	15 Aug, 2029	0.01
CUMMINS INC	4.88	01 Oct, 2043	0.01
AON GLOBAL LTD	4.60	14 Jun, 2044	0.01
APPLIED MATERIALS INC	2.75	01 Jun, 2050	0.01
VERIZON COMMUNICATIONS INC	4.10	04 Mar, 2055	0.01
AFLAC INC	4.75	15 Jan, 2049	0.01
FREEMPORT-MCMORAN INC	5.25	01 Sep, 2029	0.01

Issuer Name	Coupon (%)	Maturity Date	Weight (%)
ONEOK INC	3.25	01 Jun, 2030	0.01
PROGRESSIVE CORP	3.20	26 Mar, 2030	0.01
REALTY INCOME CORP	2.20	15 Jun, 2028	0.01
REALTY INCOME CORP	5.38	01 Sep, 2054	0.01
ENBRIDGE ENERGY PARTNERS LP	7.50	15 Apr, 2038	0.01
PHILLIPS 66 CO	5.65	15 Jun, 2054	0.01
SUMITOMO MITSUI FINANCIAL GROUP, INC	2.47	14 Jan, 2029	0.01
SWIRE PACIFIC MTN FINANCING HK LTD	2.88	30 Jan, 2030	0.01
NOMURA HOLDINGS INC	2.71	22 Jan, 2029	0.01
BMW US CAPITAL LLC	3.70	01 Apr, 2032	0.01
JOHN DEERE CAPITAL CORP	1.50	06 Mar, 2028	0.01
BOSTON GAS CO	3.00	01 Aug, 2029	0.01
IDEX CORP	3.00	01 May, 2030	0.01
HOME DEPOT INC	5.40	25 Jun, 2064	0.01
CARLISLE COMPANIES INC	2.20	01 Mar, 2032	0.01
BANK OF AMERICA CORP	4.88	01 Apr, 2044	0.01
BLOCK FINANCIAL LLC	2.50	15 Jul, 2028	0.01
STATE STREET CORP	3.03	01 Nov, 2034	0.01
CELLNEX FINANCE COMPANY SAU	3.88	07 Jul, 2041	0.01
BMW FINANCE NV	2.85	14 Aug, 2029	0.01
KKR GROUP FINANCE CO X LLC	3.25	15 Dec, 2051	0.01
AMERICAN WATER CAPITAL CORP	2.80	01 May, 2030	0.01
ARCH CAPITAL GROUP (US) INC	5.14	01 Nov, 2043	0.01
FEDERAL REALTY OP LP	4.50	01 Dec, 2044	0.01
NUTRIEN LTD	2.95	13 May, 2030	0.01
HEALTHPEAK OP LLC	2.13	01 Dec, 2028	0.01
TELUS CORPORATION	4.60	16 Nov, 2048	0.01
BANK OF NEW YORK MELLON CORP	1.65	14 Jul, 2028	0.01
MASTERCARD INC	3.80	21 Nov, 2046	0.01
SUN HUNG KAI PROPERTIES (CAPITAL MARKET) LTD	2.75	13 May, 2030	0.01
CATERPILLAR INC	2.60	19 Sep, 2029	0.01
REALTY INCOME CORP	4.65	15 Mar, 2047	0.01
ARCELORMITTAL SA	6.75	01 Mar, 2041	0.01
SAN DIEGO GAS & ELECTRIC CO	5.95	15 Mar, 2056	0.01
AGILENT TECHNOLOGIES INC	2.75	15 Sep, 2029	0.01
BRISTOL-MYERS SQUIBB CO	6.25	15 Nov, 2053	0.01
SOCIETE GENERALE SA	3.65	08 Jul, 2035	0.01
GENERAL ELECTRIC CO	4.50	11 Mar, 2044	0.01
ATMOS ENERGY CORP	2.63	15 Sep, 2029	0.01
MARSH & MCLENNAN COMPANIES INC	4.75	15 Mar, 2039	0.01
FEDEX CORP	3.25	15 May, 2041	0.01
STEEL DYNAMICS INC	3.25	15 Jan, 2031	0.01
KKR GROUP FINANCE CO II LLC	5.50	01 Feb, 2043	0.01

Issuer Name	Coupon (%)	Maturity Date	Weight (%)
MIZUHO FINANCIAL GROUP INC	2.87	13 Sep, 2030	0.01
COLGATE-PALMOLIVE CO	3.25	15 Aug, 2032	0.01
TJX COMPANIES INC	1.15	15 May, 2028	0.01
S&P GLOBAL INC	2.50	01 Dec, 2029	0.01
ZIONS BANCORPORATION NA	3.25	29 Oct, 2029	0.01
SAN DIEGO GAS & ELECTRIC CO	2.95	15 Aug, 2051	0.01
MARSH & MCLENNAN COMPANIES INC	5.45	15 Mar, 2054	0.01
CENCORA INC	2.80	15 May, 2030	0.01
HYSAN MTN LTD	2.82	04 Sep, 2029	0.01
KIMCO REALTY OP LLC	2.70	01 Oct, 2030	0.01
WELLTOWER OP LLC	2.05	15 Jan, 2029	0.01
AMERICAN INTERNATIONAL GROUP INC	3.88	15 Jan, 2035	0.01
SUMISHO AIR LEASE CORP	2.10	01 Sep, 2028	0.01
HOME DEPOT INC	0.90	15 Mar, 2028	0.01
FEDERAL REALTY OP LP	3.25	15 Jul, 2027	0.01
AUTODESK INC	2.85	15 Jan, 2030	0.01
MICROSOFT CORP	4.50	01 Oct, 2040	0.01
INTEL CORP	4.25	15 Dec, 2042	0.01
ESSENTIAL UTILITIES INC	2.70	15 Apr, 2030	0.01
BAXALTA INC	5.25	23 Jun, 2045	0.01
FIRST HORIZON BANK	5.75	01 May, 2030	0.01
CAPITAL ONE NA	2.70	06 Feb, 2030	0.01
NISOURCE INC	5.25	15 Feb, 2043	0.01
SUMITOMO MITSUI FINANCIAL GROUP, INC	2.72	27 Sep, 2029	0.01
SOCIETE GENERALE SA	5.63	24 Nov, 2045	0.01
PUBLIC SERVICE ELECTRIC AND GAS CO	5.30	01 Aug, 2054	0.01
REVVITY INC	1.90	15 Sep, 2028	0.01
AIR LIQUIDE FINANCE SA	2.25	10 Sep, 2029	0.01
EBAY INC	6.30	22 Nov, 2032	0.01
AGREE LP	5.63	15 Jun, 2034	0.01
STATE STREET CORP	3.15	30 Mar, 2031	0.01
ORACLE CORP	3.25	15 May, 2030	0.01
CONNECTICUT LIGHT AND POWER CO	5.25	15 Jan, 2053	0.01
BOARDWALK PIPELINES LP	3.40	15 Feb, 2031	0.01
REALTY INCOME CORP	3.40	15 Jan, 2030	0.01
VODAFONE GROUP PLC	5.75	10 Feb, 2063	0.01
AMERICAN FINANCIAL GROUP INC	4.50	15 Jun, 2047	0.01
AEP TEXAS INC	5.40	01 Jun, 2033	0.01
AVERY DENNISON CORP	2.65	30 Apr, 2030	0.01
ELI LILLY AND CO	5.55	15 Mar, 2037	0.01
NISOURCE INC	5.40	30 Jun, 2033	0.01
ROCKWELL AUTOMATION INC	4.20	01 Mar, 2049	0.01
AIA GROUP LTD	4.88	11 Mar, 2044	0.01

Issuer Name	Coupon (%)	Maturity Date	Weight (%)
SEKISUI HOUSE US INC	6.00	15 Jan, 2043	0.01
JOHNSON & JOHNSON	4.50	05 Dec, 2043	0.01
CRH AMERICA INC	5.13	18 May, 2045	0.01
CSX CORP	3.95	01 May, 2050	0.01
MERCEDES-BENZ FINANCE NORTH AMERICA LLC	5.00	01 Apr, 2030	0.01
WASTE CONNECTIONS, INC	3.20	01 Jun, 2032	0.01
OLD REPUBLIC INTERNATIONAL CORP	3.85	11 Jun, 2051	0.01
MCCORMICK & COMPANY INC	2.50	15 Apr, 2030	0.01
MITSUBISHI UFJ FINANCIAL GROUP INC	4.29	26 Jul, 2038	0.01
ZURICH FINANCE (IRELAND) DAC	3.50	02 May, 2052	0.01
MONDELEZ INTERNATIONAL INC	4.13	07 May, 2028	0.01
INTERNATIONAL BUSINESS MACHINES CORP	2.95	15 May, 2050	0.01
CARDINAL HEALTH INC	4.37	15 Jun, 2047	0.01
CATERPILLAR FINANCIAL SERVICES CORP	4.80	08 Jan, 2030	0.01
AMCOR FLEXIBLES NORTH AMERICA INC	2.63	19 Jun, 2030	0.01
SMITHFIELD FOODS INC	3.00	15 Oct, 2030	0.01
TARGET CORP	3.63	15 Apr, 2046	0.01
ESSENTIAL UTILITIES INC	5.30	01 May, 2052	0.01
MIZUHO FINANCIAL GROUP INC	2.59	25 May, 2031	0.01
NATIONAL RURAL UTILITIES COOPERATIVE FINANCE CORP	5.10	06 May, 2027	0.01
APOLLO MANAGEMENT HOLDINGS LP	2.65	05 Jun, 2030	0.01
BOARDWALK PIPELINES LP	3.60	01 Sep, 2032	0.01
MARTIN MARIETTA MATERIALS INC	2.50	15 Mar, 2030	0.01
NATIONAL RURAL UTILITIES COOPERATIVE FINANCE CORP	2.40	15 Mar, 2030	0.01
BROOKLYN UNION GAS CO	6.42	18 Jul, 2054	0.01
NATIONAL RURAL UTILITIES COOPERATIVE FINANCE CORP	5.00	07 Feb, 2031	0.01
SHERWIN-WILLIAMS CO	2.30	15 May, 2030	0.01
SPIRE INC	6.45	01 Jun, 2056	0.01
ONEOK INC	5.45	01 Jun, 2047	0.01
PROLOGIS LP	3.00	15 Apr, 2050	0.01
LOWE'S COMPANIES INC	4.65	15 Apr, 2042	0.01
TRAVELERS COMPANIES INC	6.75	20 Jun, 2036	0.01
EIDP INC	2.30	15 Jul, 2030	0.01
J.M. SMUCKER CO	2.38	15 Mar, 2030	0.01
SOUTHWEST AIRLINES CO	2.63	10 Feb, 2030	0.01
AT&T INC	3.10	01 Feb, 2043	0.01
INVITATION HOMES OPERATING PARTNERSHIP LP	5.45	15 Aug, 2030	0.01
MPLX LP	5.65	01 Mar, 2053	0.01
SYSCO CORP	2.40	15 Feb, 2030	0.01
KROGER CO	2.20	01 May, 2030	0.01
CANADIAN NATIONAL RAILWAY CO	3.20	02 Aug, 2046	0.01
PRUDENTIAL FINANCIAL INC	2.10	10 Mar, 2030	0.01
KILROY REALTY LP	3.05	15 Feb, 2030	0.01

Issuer Name	Coupon (%)	Maturity Date	Weight (%)
ROYALTY PHARMA PLC	3.35	02 Sep, 2051	0.01
LABORATORY CORPORATION OF AMERICA HOLDINGS	2.70	01 Jun, 2031	0.01
PUBLIC SERVICE ELECTRIC AND GAS CO	3.10	15 Mar, 2032	0.01
PUBLIC SERVICE ELECTRIC AND GAS CO	5.20	01 Mar, 2034	0.01
SPIRE INC	6.25	01 Jun, 2056	0.01
NASDAQ INC	2.50	21 Dec, 2040	0.01
FIDELITY NATIONAL INFORMATION SERVICES INC	3.75	21 May, 2029	0.01
PROGRESSIVE CORP	3.00	15 Mar, 2032	0.01
KELLANOVA	2.10	01 Jun, 2030	0.01
ONCOR ELECTRIC DELIVERY COMPANY LLC	5.25	30 Sep, 2040	0.01
CANADIAN PACIFIC RAILWAY CO	2.05	05 Mar, 2030	0.01
KEURIG DR PEPPER INC	4.50	15 Nov, 2045	0.01
RIO TINTO FINANCE (USA) PLC	4.75	22 Mar, 2042	0.01
NESTLE CAPITAL CORP	4.75	12 Mar, 2031	0.01
EXPEDIA GROUP INC	2.95	15 Mar, 2031	0.01
PLAINS ALL AMERICAN PIPELINE LP	5.15	01 Jun, 2042	0.01
TYCO ELECTRONICS GROUP SA	5.00	09 May, 2035	0.01
REALTY INCOME CORP	4.75	15 Feb, 2029	0.01
BMW US CAPITAL LLC	2.55	01 Apr, 2031	0.01
AMERICAN ASSETS TRUST LP	3.38	01 Feb, 2031	0.01
CHURCH & DWIGHT CO INC	5.00	15 Jun, 2052	0.01
ELI LILLY AND CO	4.15	15 Mar, 2059	0.01
PEPSICO SINGAPORE FINANCING I PTE LTD	4.55	16 Feb, 2029	0.01
IDEX CORP	2.63	15 Jun, 2031	0.01
STANLEY BLACK & DECKER INC	3.00	15 May, 2032	0.01
VALERO ENERGY PARTNERS LP	4.50	15 Mar, 2028	0.01
CHARLES SCHWAB CORP	2.75	01 Oct, 2029	0.01
SAN DIEGO GAS & ELECTRIC CO	3.00	15 Mar, 2032	0.01
AGILENT TECHNOLOGIES INC	2.10	04 Jun, 2030	0.01
WESTROCK MWV LLC	8.20	15 Jan, 2030	0.01
ONCOR ELECTRIC DELIVERY COMPANY LLC	3.10	15 Sep, 2049	0.01
AEP TEXAS INC	5.25	15 May, 2052	0.01
EPR PROPERTIES	4.50	01 Jun, 2027	0.01
EMERSON ELECTRIC CO	1.95	15 Oct, 2030	0.01
SKYWORKS SOLUTIONS INC	3.00	01 Jun, 2031	0.01
TR FINANCE LLC	5.85	15 Apr, 2040	0.01
MARRIOTT INTERNATIONAL INC	4.00	15 Apr, 2028	0.01
SAN DIEGO GAS & ELECTRIC CO	4.50	15 Aug, 2040	0.01
CAMPBELL'S CO	2.38	24 Apr, 2030	0.01
SHERWIN-WILLIAMS CO	4.80	01 Sep, 2031	0.01
WELLTOWER OP LLC	4.95	01 Sep, 2048	0.01
MASTERCARD INC	4.55	15 Mar, 2028	0.01
TELEFONICA EMISIONES SAU	4.67	06 Mar, 2038	0.01

Issuer Name	Coupon (%)	Maturity Date	Weight (%)
UNION PACIFIC CORP	4.95	15 May, 2053	0.01
AUTOZONE INC	4.50	01 Feb, 2028	0.01
CBRE SERVICES INC	2.50	01 Apr, 2031	0.01
MID-ATLANTIC INTERSTATE TRANSMISSION LLC	4.10	15 May, 2028	0.01
OLD NATIONAL BANCORP	5.77	15 Feb, 2036	0.01
FACTSET RESEARCH SYSTEMS INC	3.45	01 Mar, 2032	0.01
CONSOLIDATED EDISON COMPANY OF NEW YORK INC	5.13	15 Mar, 2035	0.01
NUTRIEN LTD	5.63	01 Dec, 2040	0.01
TOYOTA MOTOR CORP	2.36	25 Mar, 2031	0.01
FORTIVE CORP	4.30	15 Jun, 2046	0.01
NUTRIEN LTD	4.90	01 Jun, 2043	0.01
COMMONWEALTH EDISON CO	3.13	15 Mar, 2051	0.01
CATERPILLAR FINANCIAL SERVICES CORP	4.40	03 Mar, 2028	0.01
NORFOLK SOUTHERN CORP	2.30	15 May, 2031	0.01
BIOGEN INC	3.25	15 Feb, 2051	0.01
LYB INTERNATIONAL FINANCE III LLC	2.25	01 Oct, 2030	0.01
WELLTOWER OP LLC	2.75	15 Jan, 2032	0.01
XYLEM INC	2.25	30 Jan, 2031	0.01
GLOBAL PAYMENTS INC	4.45	01 Jun, 2028	0.01
FREEMPORT-MCMORAN INC	5.00	01 Sep, 2027	0.01
MERCEDES-BENZ FINANCE NORTH AMERICA LLC	4.75	31 Mar, 2028	0.01
KIMBERLY-CLARK CORP	5.30	01 Mar, 2041	0.01
GATX CORP	6.90	01 May, 2034	0.01
MASTERCARD INC	2.95	15 Mar, 2051	0.01
CORNING INC	4.75	15 Mar, 2042	0.01
ELI LILLY AND CO	2.50	15 Sep, 2060	0.01
GENUINE PARTS CO	6.50	01 Nov, 2028	0.01
BUNGE FINANCE LTD CORP	4.90	21 Apr, 2027	0.01
PAYPAL HOLDINGS INC	4.45	06 Mar, 2028	0.01
REGENERON PHARMACEUTICALS INC	2.80	15 Sep, 2050	0.01
EAST OHIO GAS CO	2.00	15 Jun, 2030	0.01
CANADIAN NATIONAL RAILWAY CO	3.65	03 Feb, 2048	0.01
TARGET CORP	6.50	15 Oct, 2037	0.01
SONOCO PRODUCTS CO	2.85	01 Feb, 2032	0.01
CSL FINANCE PLC	4.63	27 Apr, 2042	0.01
MERCEDES-BENZ FINANCE NORTH AMERICA LLC	2.45	02 Mar, 2031	0.01
RELIANCE INC	2.15	15 Aug, 2030	0.01
TAPESTRY INC	3.05	15 Mar, 2032	0.01
PEPSICO SINGAPORE FINANCING I PTE LTD	4.70	16 Feb, 2034	0.01
JACKSON FINANCIAL INC	3.13	23 Nov, 2031	0.01
EVERSOURCE ENERGY	3.45	15 Jan, 2050	0.01
MARKEL GROUP INC	5.00	05 Apr, 2046	0.01
mitsubishi UFJ Financial Group Inc	4.15	07 Mar, 2039	0.01

Issuer Name	Coupon (%)	Maturity Date	Weight (%)
BECTON DICKINSON AND CO	4.68	15 Dec, 2044	0.01
MERCEDES-BENZ FINANCE NORTH AMERICA LLC	5.13	01 Aug, 2034	0.01
CLOROX CO	1.80	15 May, 2030	0.01
PUBLIC SERVICE ELECTRIC AND GAS CO	4.90	15 Aug, 2035	0.01
ILLUMINA INC	2.55	23 Mar, 2031	0.01
DOC DR LLC	2.63	01 Nov, 2031	0.01
AON CORP	2.60	02 Dec, 2031	0.01
APA INFRASTRUCTURE LTD	4.25	15 Jul, 2027	0.01
FIRSTENERGY TRANSMISSION LLC	4.75	15 Jan, 2033	0.01
ACUITY BRANDS LIGHTING INC	2.15	15 Dec, 2030	0.01
JERSEY CENTRAL POWER & LIGHT CO	2.75	01 Mar, 2032	0.01
ASB BANK LTD	2.38	22 Oct, 2031	0.01
AUTOZONE INC	3.75	18 Apr, 2029	0.01
W.P. CAREY INC	2.40	01 Feb, 2031	0.01
PROLOGIS LP	3.38	15 Dec, 2027	0.01
ARCHER-DANIELS-MIDLAND CO	2.70	15 Sep, 2051	0.01
WESTERN UNION CO	4.75	15 Jun, 2029	0.01
INTERNATIONAL BUSINESS MACHINES CORP	2.72	09 Feb, 2032	0.01
BMW US CAPITAL LLC	4.65	19 Mar, 2031	0.01
BALTIMORE GAS AND ELECTRIC CO	6.35	01 Oct, 2036	0.01
UNUM GROUP	4.13	15 Jun, 2051	0.01
RIO TINTO ALCAN INC	7.25	15 Mar, 2031	0.01
CIGNA GROUP	6.13	15 Nov, 2041	0.01
BRIXMOR OPERATING PARTNERSHIP LP	2.50	16 Aug, 2031	0.01
TD SYNnex CORP	2.65	09 Aug, 2031	0.01
BANK OF AMERICA CORP	4.75	21 Apr, 2045	0.01
ARCHER-DANIELS-MIDLAND CO	5.38	15 Sep, 2035	0.01
INTUIT INC	1.65	15 Jul, 2030	0.01
CAPITAL ONE FINANCIAL CORP	2.62	02 Nov, 2032	0.01
VERIZON COMMUNICATIONS INC	4.75	01 Nov, 2041	0.01
TRAVELERS COMPANIES INC	4.60	01 Aug, 2043	0.01
TARGET CORP	2.65	15 Sep, 2030	0.01
ARROW ELECTRONICS INC	2.95	15 Feb, 2032	0.01
CATERPILLAR INC	1.90	12 Mar, 2031	0.01
MERITAGE HOMES CORP	3.88	15 Apr, 2029	0.01
VENTAS REALTY LP	2.50	01 Sep, 2031	0.01
ENSTAR GROUP LTD	3.10	01 Sep, 2031	0.01
ORIX CORP	2.25	09 Mar, 2031	0.01
MASSMUTUAL GLOBAL FUNDING II	2.15	09 Mar, 2031	0.01
YAMANA GOLD INC	2.63	15 Aug, 2031	0.01
EMPOWER FINANCE 2020 LP	3.08	17 Sep, 2051	0.01
KIMCO REALTY OP LLC	2.25	01 Dec, 2031	0.01
AVALONBAY COMMUNITIES INC	3.20	15 Jan, 2028	0.01

Issuer Name	Coupon (%)	Maturity Date	Weight (%)
HUBBELL INC	3.50	15 Feb, 2028	0.01
FORTINET INC	2.20	15 Mar, 2031	0.01
OWENS CORNING	3.95	15 Aug, 2029	0.01
FLOWSERVE CORP	2.80	15 Jan, 2032	0.01
FIRST AMERICAN FINANCIAL CORP	5.45	30 Sep, 2034	0.01
GENERAL MILLS INC	2.25	14 Oct, 2031	0.01
AMERICAN TOWER CORP	3.70	15 Oct, 2049	0.01
PROGRESSIVE CORP	6.25	01 Dec, 2032	0.01
EVERSOURCE ENERGY	3.30	15 Jan, 2028	0.01
ROSS STORES INC	1.88	15 Apr, 2031	0.01
FREEMPORT-MCMORAN INC	4.25	01 Mar, 2030	0.01
KEURIG DR PEPPER INC	2.25	15 Mar, 2031	0.01
VALERO ENERGY CORP	4.00	01 Apr, 2029	0.01
HALLIBURTON CO	4.50	15 Nov, 2041	0.01
BANK OF NEW YORK MELLON CORP	1.65	28 Jan, 2031	0.01
CATERPILLAR INC	4.75	15 May, 2064	0.01
COLUMBIA PIPELINES OPERATING COMPANY LLC	5.96	15 Feb, 2055	0.01
LANCASHIRE HOLDINGS LTD	5.63	18 Sep, 2041	0.01
UNILEVER CAPITAL CORP	1.38	14 Sep, 2030	0.01
SOUTHERN CALIFORNIA GAS CO	4.30	15 Jan, 2049	0.01
VERIZON COMMUNICATIONS INC	5.85	15 Sep, 2035	0.01
PAYPAL HOLDINGS INC	5.25	01 Jun, 2062	0.01
CBOE GLOBAL MARKETS INC	1.63	15 Dec, 2030	0.01
MEAD JOHNSON NUTRITION CO	4.60	01 Jun, 2044	0.01
SMITHFIELD FOODS INC	2.63	13 Sep, 2031	0.01
CSX CORP	6.00	01 Oct, 2036	0.01
CANADIAN PACIFIC RAILWAY CO	4.70	01 May, 2048	0.01
QUANTA SERVICES INC	2.35	15 Jan, 2032	0.01
MASSACHUSETTS ELECTRIC CO	1.73	24 Nov, 2030	0.01
PULTEGROUP INC	6.38	15 May, 2033	0.01
COCA-COLA CO	4.20	25 Mar, 2050	0.01
BAXTER INTERNATIONAL INC	3.13	01 Dec, 2051	0.01
APPLIED MATERIALS INC	4.60	15 Jan, 2036	0.01
REGENCY CENTERS LP	4.50	15 Mar, 2033	0.01
CARGILL INC	1.70	02 Feb, 2031	0.01
AVALONBAY COMMUNITIES INC	3.30	01 Jun, 2029	0.01
TEXAS INSTRUMENTS INC	1.90	15 Sep, 2031	0.01
TJX COMPANIES INC	1.60	15 May, 2031	0.01
PROCTER & GAMBLE CO	3.55	25 Mar, 2040	0.01
KROGER CO	1.70	15 Jan, 2031	0.01
HARTFORD INSURANCE GROUP INC	6.10	01 Oct, 2041	0.01
ERP OPERATING LP	1.85	01 Aug, 2031	0.01
CATERPILLAR INC	4.30	15 May, 2044	0.01

Issuer Name	Coupon (%)	Maturity Date	Weight (%)
DOW CHEMICAL CO	4.25	01 Oct, 2034	0.01
SYSCO CORP	4.85	01 Oct, 2045	0.01
PARKER-HANNIFIN CORP	4.45	21 Nov, 2044	0.01
UNION PACIFIC CORP	3.60	15 Sep, 2037	0.01
MPLX LP	5.20	01 Dec, 2047	0.01
STANLEY BLACK & DECKER INC	2.75	15 Nov, 2050	0.01
MCCORMICK & COMPANY INC	1.85	15 Feb, 2031	0.01
AMERICAN WATER CAPITAL CORP	4.15	01 Jun, 2049	0.01
SUMITOMO MITSUI FINANCIAL GROUP, INC	1.71	12 Jan, 2031	0.01
UNION PACIFIC CORP	3.55	20 May, 2061	0.01
REVVITY INC	2.25	15 Sep, 2031	0.01
FIRST AMERICAN FINANCIAL CORP	4.00	15 May, 2030	0.01
PEPSICO INC	4.00	02 May, 2047	0.01
NMI HOLDINGS INC	6.00	15 Aug, 2029	0.01
WELLTOWER OP LLC	6.50	15 Mar, 2041	0.01
MYLAN INC	5.40	29 Nov, 2043	0.01
METLIFE INC	4.72	15 Dec, 2044	0.01
GENUINE PARTS CO	1.88	01 Nov, 2030	0.01
CONSOLIDATED EDISON COMPANY OF NEW YORK INC	6.20	15 Jun, 2036	0.01
BANK OF NEW YORK MELLON CORP	1.80	28 Jul, 2031	0.01
JOHNSON CONTROLS INTERNATIONAL PLC	2.00	16 Sep, 2031	0.01
GENUINE PARTS CO	2.75	01 Feb, 2032	0.01
TENNESSEE GAS PIPELINE COMPANY LLC	7.00	15 Oct, 2028	0.01
O'REILLY AUTOMOTIVE INC	1.75	15 Mar, 2031	0.01
AMERICAN WATER CAPITAL CORP	4.30	01 Dec, 2042	0.01
NEW YORK LIFE GLOBAL FUNDING	1.85	01 Aug, 2031	0.01
SHERWIN-WILLIAMS CO	2.20	15 Mar, 2032	0.01
TOYOTA MOTOR CREDIT CORP	1.90	12 Sep, 2031	0.01
AVERY DENNISON CORP	2.25	15 Feb, 2032	0.01
MONDELEZ INTERNATIONAL INC	1.50	04 Feb, 2031	0.01
REPUBLIC SERVICES INC	6.20	01 Mar, 2040	0.01
JDE PEETS NV	2.25	24 Sep, 2031	0.01
KROGER CO	6.90	15 Apr, 2038	0.01
BMW US CAPITAL LLC	1.95	12 Aug, 2031	0.01
UNITEDHEALTH GROUP INC	4.38	15 Mar, 2042	0.01
PEPSICO INC	4.65	15 Feb, 2053	0.01
ARTHUR J. GALLAGHER & CO.	6.50	15 Feb, 2034	0.01
NEWMONT CORPORATION	5.45	09 Jun, 2044	0.01
ALLSTATE CORP	4.50	15 Jun, 2043	0.01
FREEPORT-MCMORAN INC	4.38	01 Aug, 2028	0.01
GARTNER INC	5.60	20 Nov, 2035	0.01
SIRIUSPOINT LTD	7.00	05 Apr, 2029	0.01
NORINCHUKIN BANK	2.08	22 Sep, 2031	0.01

Issuer Name	Coupon (%)	Maturity Date	Weight (%)
CSL FINANCE PLC	4.95	27 Apr, 2062	0.01
SOCIETE GENERALE SA	5.10	27 Jun, 2036	0.01
ONCOR ELECTRIC DELIVERY COMPANY LLC	3.75	01 Apr, 2045	0.01
INTEL CORP	3.20	12 Aug, 2061	0.01
VERIZON COMMUNICATIONS INC	5.50	16 Mar, 2047	0.01
GLAXOSMITHKLINE CAPITAL INC	4.20	18 Mar, 2043	0.01
JONES LANG LASALLE INC	6.88	01 Dec, 2028	0.01
NORFOLK SOUTHERN CORP	4.45	15 Jun, 2045	0.01
OWENS CORNING	7.00	01 Dec, 2036	0.01
BRISTOL-MYERS SQUIBB CO	5.65	22 Feb, 2064	0.01
PROLOGIS LP	2.25	15 Jan, 2032	0.01
DELL INC	6.50	15 Apr, 2038	0.01
CONSOLIDATED EDISON COMPANY OF NEW YORK INC	3.85	15 Jun, 2046	0.01
STANLEY BLACK & DECKER INC	4.85	15 Nov, 2048	0.01
FLOWERS FOODS INC	2.40	15 Mar, 2031	0.01
ANALOG DEVICES INC	3.45	15 Jun, 2027	0.01
PROLOGIS LP	4.00	15 Sep, 2028	0.01
MOODY'S CORP	2.75	19 Aug, 2041	0.01
ENBRIDGE INC	4.50	10 Jun, 2044	0.01
KYNDRYL HOLDINGS INC	2.70	15 Oct, 2028	0.01
SHIN KONG LIFE SINGAPORE PTE LTD	6.95	26 Jun, 2035	0.01
ERAC USA FINANCE LLC	4.50	15 Feb, 2045	0.01
PRUDENTIAL FINANCIAL INC	6.63	01 Dec, 2037	0.01
GREAT-WEST LIFECO FINANCE 2018 LP	4.58	17 May, 2048	0.01
BRUNSWICK CORP	4.40	15 Sep, 2032	0.01
VERIZON COMMUNICATIONS INC	5.00	15 Mar, 2051	0.01
INTERNATIONAL BUSINESS MACHINES CORP	3.43	09 Feb, 2052	0.01
FAIRFAX FINANCIAL HOLDINGS LTD	6.50	20 May, 2055	0.01
RYDER SYSTEM INC	6.30	01 Dec, 2028	0.01
ONEOK INC	6.00	15 Jun, 2035	0.01
DANAHER CORP	4.38	15 Sep, 2045	0.01
FIRSTENERGY TRANSMISSION LLC	4.55	01 Apr, 2049	0.01
PIEDMONT OPERATING PARTNERSHIP LP	6.88	15 Jul, 2029	0.01
REALTY INCOME CORP	2.10	15 Mar, 2028	0.01
FORTUNE BRANDS INNOVATIONS INC	4.00	25 Mar, 2032	0.01
SELECTIVE INSURANCE GROUP INC	5.90	15 Apr, 2035	0.01
CHOICE HOTELS INTERNATIONAL INC	3.70	15 Jan, 2031	0.01
PUBLIC SERVICE ELECTRIC AND GAS CO	3.00	15 May, 2027	0.01
UNION PACIFIC CORP	3.55	15 Aug, 2039	0.01
HA SUSTAINABLE INFRASTRUCTURE CAPITAL INC	6.75	15 Jul, 2035	0.01
PUBLIC SERVICE ELECTRIC AND GAS CO	3.80	01 Mar, 2046	0.01
CANADIAN PACIFIC RAILWAY CO	4.95	15 Aug, 2045	0.01
ALBEMARLE CORP	5.05	01 Jun, 2032	0.01

Issuer Name	Coupon (%)	Maturity Date	Weight (%)
UNITED UTILITIES PLC	6.88	15 Aug, 2028	0.01
ATMOS ENERGY CORP	4.15	15 Jan, 2043	0.01
JOHNSON CONTROLS INTERNATIONAL PLC	4.50	15 Feb, 2047	0.01
BOSTON GAS CO	4.49	15 Feb, 2042	0.01
PHILLIPS 66 CO	3.75	01 Mar, 2028	0.01
UNION PACIFIC CORP	4.05	01 Mar, 2046	0.01
KROGER CO	4.65	15 Jan, 2048	0.01
PENTAIR FINANCE SARL	5.90	15 Jul, 2032	0.01
NUTRIEN LTD	5.25	15 Jan, 2045	0.01
CONSOLIDATED EDISON COMPANY OF NEW YORK INC	5.85	15 Mar, 2036	0.01
ADVANCED MICRO DEVICES INC	4.39	01 Jun, 2052	0.01
BALTIMORE GAS AND ELECTRIC CO	4.55	01 Jun, 2052	0.01
CHURCH & DWIGHT CO INC	3.15	01 Aug, 2027	0.01
NUTRIEN LTD	6.13	15 Jan, 2041	0.01
NEW YORK STATE ELECTRIC & GAS CORP	5.85	15 Aug, 2033	0.01
UNION PACIFIC CORP	6.63	01 Feb, 2029	0.01
KIMCO REALTY OP LLC	4.25	01 Apr, 2045	0.01
CINCINNATI FINANCIAL CORP	6.92	15 May, 2028	0.01
BOSTON SCIENTIFIC CORP	4.55	01 Mar, 2039	0.01
VALERO ENERGY CORP	2.80	01 Dec, 2031	0.01
ESTEE LAUDER COMPANIES INC	3.13	01 Dec, 2049	0.01
ITC HOLDINGS CORP	5.65	09 May, 2034	0.01
AXIS SPECIALTY FINANCE LLC	4.90	15 Jan, 2040	0.01
HCA INC	4.38	15 Mar, 2042	0.01
MERCEDES-BENZ FINANCE NORTH AMERICA LLC	2.63	10 Mar, 2030	0.01
LOEWS CORP	4.13	15 May, 2043	0.01
GENPACT LUXEMBOURG SARL	6.00	04 Jun, 2029	0.01
WALMART INC	2.95	24 Sep, 2049	0.01
CONSOLIDATED EDISON COMPANY OF NEW YORK INC	5.38	15 May, 2034	0.01
LAZARD GROUP LLC	6.00	15 Mar, 2031	0.01
JOHN DEERE CAPITAL CORP	4.85	11 Oct, 2029	0.01
WEA FINANCE LLC	4.75	17 Sep, 2044	0.01
MICROSOFT CORP	4.00	12 Feb, 2055	0.01
REALTY INCOME CORP	3.20	15 Feb, 2031	0.01
NEWMONT CORPORATION	3.25	13 May, 2030	0.01
CONSOLIDATED EDISON COMPANY OF NEW YORK INC	3.70	15 Nov, 2059	0.01
ELEVANCE HEALTH INC	5.85	15 Jan, 2036	0.01
SYSCO CORP	4.50	01 Apr, 2046	0.01
AMGEN INC	5.65	15 Jun, 2042	0.01
REINSURANCE GROUP OF AMERICA INC	6.00	15 Sep, 2033	0.01
ALLSTATE CORP	5.95	01 Apr, 2036	0.01
MPLX LP	4.90	15 Apr, 2058	0.01
NBCUNIVERSAL MEDIA LLC	6.40	30 Apr, 2040	0.01

Issuer Name	Coupon (%)	Maturity Date	Weight (%)
GENUINE PARTS CO	6.88	01 Nov, 2033	0.01
COMMONWEALTH EDISON CO	5.30	01 Jun, 2034	0.01
ROCKWELL AUTOMATION INC	3.50	01 Mar, 2029	0.01
AGREE LP	5.60	15 Jun, 2035	0.01
AVERY DENNISON CORP	5.75	15 Mar, 2033	0.01
AVALONBAY COMMUNITIES INC	5.30	07 Dec, 2033	0.01
NATIONAL RURAL UTILITIES COOPERATIVE FINANCE CORP	7.13	15 Sep, 2053	0.01
ALLEGION US HOLDING COMPANY INC	5.60	29 May, 2034	0.01
NORFOLK SOUTHERN CORP	5.55	15 Mar, 2034	0.01
STANDARD CHARTERED BANK	8.00	30 May, 2031	0.01
STRYKER CORP	2.90	15 Jun, 2050	0.01
NORFOLK SOUTHERN CORP	4.10	15 May, 2121	0.01
AVALONBAY COMMUNITIES INC	5.35	01 Jun, 2034	0.01
ONEOK INC	4.85	01 Feb, 2049	0.01
SEMPRA	6.63	01 Apr, 2055	0.01
BRIXMOR OPERATING PARTNERSHIP LP	5.75	15 Feb, 2035	0.01
MOSAIC CO	5.38	15 Nov, 2028	0.01
REPUBLIC SERVICES INC	5.00	15 Nov, 2029	0.01
PROCTER & GAMBLE CO	5.80	15 Aug, 2034	0.01
CENCORA INC	4.30	15 Dec, 2047	0.01
COMMONWEALTH EDISON CO	3.00	01 Mar, 2050	0.01
CARGILL INC	4.38	22 Apr, 2052	0.01
MID-AMERICA APARTMENTS LP	5.30	15 Feb, 2032	0.01
CONAGRA BRANDS INC	7.00	01 Oct, 2028	0.01
CSX CORP	3.35	15 Sep, 2049	0.01
MOTOROLA SOLUTIONS INC	5.00	15 Apr, 2029	0.01
FLEX LTD	6.00	15 Jan, 2028	0.01
BRIXMOR OPERATING PARTNERSHIP LP	5.20	01 Apr, 2032	0.01
SMITHFIELD FOODS INC	5.20	01 Apr, 2029	0.01
BALTIMORE GAS AND ELECTRIC CO	5.30	01 Jun, 2034	0.01
STANLEY BLACK & DECKER INC	6.00	06 Mar, 2028	0.01
TARGET CORP	3.90	15 Nov, 2047	0.01
CENCORA INC	4.25	01 Mar, 2045	0.01
COLUMBIA PIPELINES HOLDING COMPANY LLC	5.10	01 Oct, 2031	0.01
S&P GLOBAL INC	3.25	01 Dec, 2049	0.01
PEPSICO INC	4.00	05 Mar, 2042	0.01
MERCK & CO INC	6.55	15 Sep, 2037	0.01
PROTECTIVE LIFE GLOBAL FUNDING	5.21	12 Jun, 2029	0.01
ARCH CAPITAL FINANCE LLC	5.03	15 Dec, 2046	0.01
HARTFORD INSURANCE GROUP INC	4.40	15 Mar, 2048	0.01
UNITEDHEALTH GROUP INC	4.70	15 Apr, 2029	0.01
MARSH & MCLENNAN COMPANIES INC	4.35	30 Jan, 2047	0.01
BRUNSWICK CORP	5.85	18 Mar, 2029	0.01

Issuer Name	Coupon (%)	Maturity Date	Weight (%)
RELIANCE STANDARD LIFE GLOBAL FUNDING II	5.28	07 Nov, 2029	0.01
AT&T INC	6.00	15 Aug, 2040	0.01
NORFOLK SOUTHERN CORP	5.10	01 May, 2035	0.01
BIOGEN INC	5.05	15 Jan, 2031	0.01
SOUTHWEST GAS CORP	2.20	15 Jun, 2030	0.01
KELLANOVA	5.25	01 Mar, 2033	0.01
CONNECTICUT LIGHT AND POWER CO	4.95	15 Jan, 2030	0.01
OLD REPUBLIC INTERNATIONAL CORP	5.75	28 Mar, 2034	0.01
PRINCIPAL FINANCIAL GROUP INC	5.38	15 Mar, 2033	0.01
PUBLIC SERVICE ELECTRIC AND GAS CO	4.90	15 Dec, 2032	0.01
BRISTOL-MYERS SQUIBB CO	6.40	15 Nov, 2063	0.01
MCKESSON CORP	4.90	15 Jul, 2028	0.01
VALMONT INDUSTRIES INC	5.00	01 Oct, 2044	0.01
QUALCOMM INC	4.75	20 May, 2032	0.01
BORGWARNER INC	4.38	15 Mar, 2045	0.01
CARLYLE FINANCE SUBSIDIARY LLC	3.50	19 Sep, 2029	0.01
BRIXMOR OPERATING PARTNERSHIP LP	5.50	15 Feb, 2034	0.01
CORNING INC	5.75	15 Aug, 2040	0.01
WALT DISNEY CO	7.75	01 Dec, 2045	0.01
COMMERZBANK AG	6.00	12 Jan, 2028	0.01
RAYONIER LP	2.75	17 May, 2031	0.01
EPR PROPERTIES	4.95	15 Apr, 2028	0.01
NUTRIEN LTD	5.20	21 Jun, 2027	0.01
HANWHA Q CELLS AMERICAS HOLDINGS CORP	5.00	27 Jul, 2028	0.01
REGENCY CENTERS LP	5.25	15 Jan, 2034	0.01
ESSENTIAL UTILITIES INC	3.35	15 Apr, 2050	0.01
NATIONAL RURAL UTILITIES COOPERATIVE FINANCE CORP	4.30	15 Mar, 2049	0.01
INTERNATIONAL PAPER CO	5.15	15 May, 2046	0.01
JACKSON FINANCIAL INC	5.17	08 Jun, 2027	0.01
W.P. CAREY INC	5.38	30 Jun, 2034	0.01
REALTY INCOME CORP	4.70	15 Dec, 2028	0.01
BANK OF NEW YORK MELLON CORP	2.50	26 Jan, 2032	0.01
REGENCY CENTERS LP	5.00	15 Jul, 2032	0.01
MONDELEZ INTERNATIONAL INC	5.13	06 May, 2035	0.01
CITIZENS FINANCIAL GROUP INC	5.64	21 May, 2037	0.01
DEUTSCHE BANK AG (NEW YORK BRANCH)	5.37	09 Sep, 2027	0.01
NOVARTIS CAPITAL CORP	3.70	21 Sep, 2042	0.01
DARDEN RESTAURANTS INC	4.35	15 Oct, 2027	0.01
COUSINS PROPERTIES LP	5.38	15 Feb, 2032	0.01
DOW CHEMICAL CO	4.63	01 Oct, 2044	0.01
CONNECTICUT LIGHT AND POWER CO	4.30	15 Apr, 2044	0.01
NATIONAL RURAL UTILITIES COOPERATIVE FINANCE CORP	5.05	15 Sep, 2028	0.01
AMERICOLD REALTY OPERATING PARTNERSHIP LP	5.60	15 May, 2032	0.01

Issuer Name	Coupon (%)	Maturity Date	Weight (%)
ATMOS ENERGY CORP	5.50	15 Jun, 2041	0.01
MASSACHUSETTS MUTUAL LIFE INSURANCE CO	3.20	01 Dec, 2061	0.01
GATX CORP	5.45	15 Sep, 2033	0.01
QUEST DIAGNOSTICS INC	4.60	15 Dec, 2027	0.01
BROOKLYN UNION GAS CO	4.50	10 Mar, 2046	0.01
COMMONWEALTH EDISON CO	4.90	01 Feb, 2033	0.01
CINTAS CORPORATION NO 2	4.20	01 May, 2028	0.01
VULCAN MATERIALS CO	3.90	01 Apr, 2027	0.01
NSTAR ELECTRIC CO	4.85	01 Mar, 2030	0.01
STEWART INFORMATION SERVICES CORP	3.60	15 Nov, 2031	0.01
KIMCO REALTY OP LLC	3.80	01 Apr, 2027	0.01
MARATHON PETROLEUM CORP	4.50	01 Apr, 2048	0.01
ENBRIDGE INC	4.60	20 Jun, 2028	0.01
NNN REIT INC	4.30	15 Oct, 2028	0.01
VENTAS REALTY LP	3.85	01 Apr, 2027	0.01
REPUBLIC SERVICES INC	5.70	15 May, 2041	0.01
FEDEX CORP	4.25	15 May, 2030	0.01
SHERWIN-WILLIAMS CO	3.80	15 Aug, 2049	0.01
OHIO POWER CO	5.00	01 Jun, 2033	0.01
HOST HOTELS & RESORTS LP	2.90	15 Dec, 2031	0.01
HUNTINGTON BANCSHARES INC	5.02	17 May, 2033	0.01
CABOT CORP	5.00	30 Jun, 2032	0.01
KILROY REALTY LP	6.25	15 Jan, 2036	0.01
PACCAR FINANCIAL CORP	4.25	23 Jun, 2027	0.01
ELEVANCE HEALTH INC	6.38	15 Jun, 2037	0.01
PEPSICO INC	4.20	18 Jul, 2052	0.01
MICROSOFT CORP	3.75	12 Feb, 2045	0.01
TELEDYNE FLIR LLC	2.50	01 Aug, 2030	0.01
WESTERN ALLIANCE BANK	6.54	15 Nov, 2035	0.01
LPL HOLDINGS INC	4.63	15 Nov, 2027	0.01
BARCLAYS BANK PLC	4.00	20 Jul, 2027	0.01
FIFTH THIRD BANCORP	4.05	25 Apr, 2028	0.01
AMERICAN HOMES 4 RENT LP	4.90	15 Feb, 2029	0.01
HERSHEY CO	4.50	04 May, 2033	0.01
REGENCY CENTERS LP	2.95	15 Sep, 2029	0.01
TIMKEN CO	4.50	15 Dec, 2028	0.01
CSX CORP	4.65	01 Mar, 2068	0.01
AT&T INC	4.65	01 Jun, 2044	0.01
PACCAR FINANCIAL CORP	4.00	07 Nov, 2028	0.01
SANOFI SA	3.75	03 Nov, 2027	0.01
PUBLIC SERVICE ELECTRIC AND GAS CO	5.05	01 Mar, 2035	0.01
COPT DEFENSE PROPERTIES LP	4.50	15 Oct, 2030	0.01
KILROY REALTY LP	5.88	15 Oct, 2035	0.01

Issuer Name	Coupon (%)	Maturity Date	Weight (%)
WESTERN MIDSTREAM OPERATING LP	4.75	15 Aug, 2028	0.01
KYNDRYL HOLDINGS INC	4.10	15 Oct, 2041	0.01
MID-AMERICA APARTMENTS LP	4.20	15 Jun, 2028	0.01
EBAY INC	5.13	06 Nov, 2035	0.01
PUBLIC STORAGE OPERATING CO	5.00	01 Jul, 2035	0.01
WALMART INC	5.00	25 Oct, 2040	0.01
ECOLAB INC	2.75	18 Aug, 2055	0.01
UNION PACIFIC CORP	3.38	01 Feb, 2035	0.01
MOSAIC CO	4.60	15 Nov, 2030	0.01
MCDONALD'S CORP	3.70	15 Feb, 2042	0.01
SANOFI SA	3.80	03 Nov, 2028	0.01
PENTAIR FINANCE SARL	4.50	01 Jul, 2029	0.01
NUTRIEN LTD	4.13	15 Mar, 2035	0.01
FIRSTENERGY TRANSMISSION LLC	4.55	15 Jan, 2030	0.01
ERP OPERATING LP	4.15	01 Dec, 2028	0.01
APOLLO GLOBAL MANAGEMENT INC	4.60	15 Jan, 2031	0.01
ESSENTIAL UTILITIES INC	4.28	01 May, 2049	0.01
BRITISH TELECOMMUNICATIONS PLC	4.25	08 Nov, 2049	0.01
RELIANCE STANDARD LIFE GLOBAL FUNDING II	4.93	01 Sep, 2027	0.01
BROOKLYN UNION GAS CO	4.63	05 Aug, 2027	0.01
CANADIAN PACIFIC RAILWAY CO	7.13	15 Oct, 2031	0.01
W.P. CAREY INC	4.65	15 Jul, 2030	0.01
SHERWIN-WILLIAMS CO	4.55	01 Mar, 2028	0.01
MARRIOTT INTERNATIONAL INC	4.20	15 Jul, 2027	0.01
ROGERS COMMUNICATIONS INC	7.50	15 Aug, 2038	0.01
ESSENTIAL PROPERTIES LP	5.40	01 Dec, 2035	0.01
ELI LILLY AND CO	3.10	15 May, 2027	0.01
AVALONBAY COMMUNITIES INC	4.35	01 Dec, 2030	0.01
KILROY REALTY LP	4.75	15 Dec, 2028	0.01
MOODY'S CORP	4.25	01 Feb, 2029	0.01
PIEDMONT OPERATING PARTNERSHIP LP	5.63	15 Jan, 2033	0.01
CANADIAN NATIONAL RAILWAY CO	4.75	12 Nov, 2035	0.01
SPIRE MISSOURI INC	4.80	15 Feb, 2033	0.01
HOST HOTELS & RESORTS LP	4.25	15 Dec, 2028	0.01
JANUS HENDERSON US (HOLDINGS) INC	5.45	10 Sep, 2034	0.01
UNION PACIFIC CORP	4.00	15 Apr, 2047	0.01
BUNGE FINANCE LTD CORP	4.10	07 Jan, 2028	0.01
TWDC ENTERPRISES 18 CORP	3.70	01 Dec, 2042	0.01
AVALONBAY COMMUNITIES INC	3.35	15 May, 2027	0.01
NNN REIT INC	3.50	15 Oct, 2027	0.01
PACCAR FINANCIAL CORP	4.00	08 Aug, 2028	0.01
PRICOA GLOBAL FUNDING I	4.65	27 Aug, 2031	0.01
NATIONAL RURAL UTILITIES COOPERATIVE FINANCE CORP	4.30	10 Dec, 2030	0.01

Issuer Name	Coupon (%)	Maturity Date	Weight (%)
ALLEGION US HOLDING COMPANY INC	3.55	01 Oct, 2027	0.01
ONEOK PARTNERS LP	6.20	15 Sep, 2043	0.01
KITE REALTY GROUP LP	4.75	15 Sep, 2030	0.01
GENERAL ELECTRIC CO	4.35	01 May, 2050	0.01
JAB HOLDINGS BV	4.50	08 Apr, 2052	0.01
MARKEL GROUP INC	3.45	07 May, 2052	0.01
AVALONBAY COMMUNITIES INC	5.00	01 Aug, 2035	0.01
WESTERN MIDSTREAM OPERATING LP	4.50	01 Mar, 2028	0.01
AT&T INC	3.50	01 Feb, 2061	0.01
UPM-KYMMENE OYJ	7.45	26 Nov, 2027	0.01
TOLL BROTHERS FINANCE CORP	4.35	15 Feb, 2028	0.01
ONEOK INC	5.05	01 Apr, 2045	0.01
WILLIS NORTH AMERICA INC	3.88	15 Sep, 2049	0.01
COOPERATIEVE RABOBANK UA (NEW YORK BRANCH)	3.74	14 Jan, 2028	0.01
ROGERS COMMUNICATIONS INC	3.70	15 Nov, 2049	0.01
CITIZENS FINANCIAL GROUP INC	5.30	29 Jan, 2036	0.01
SYSCO CORP	4.45	15 Mar, 2048	0.01
NSTAR ELECTRIC CO	3.95	01 Apr, 2030	0.01
INTERNATIONAL FLAVORS & FRAGRANCES INC	4.45	26 Sep, 2028	0.01
TRANSCANADA PIPELINES LTD	5.00	16 Oct, 2043	0.01
LOWE'S COMPANIES INC	5.13	15 Apr, 2050	0.01
CHUBB INA HOLDINGS LLC	4.15	13 Mar, 2043	0.01
SYSCO CORP	2.45	14 Dec, 2031	0.01
ROGERS COMMUNICATIONS INC	4.30	15 Feb, 2048	0.01
PRINCIPAL LIFE GLOBAL FUNDING II	4.25	18 Aug, 2028	0.01
ENTERPRISE PRODUCTS OPERATING LLC	6.65	15 Oct, 2034	0.01
PACCAR FINANCIAL CORP	3.90	05 Feb, 2029	0.01
FIRSTENERGY TRANSMISSION LLC	5.00	15 Jan, 2035	0.01
CLOROX CO	3.10	01 Oct, 2027	0.01
STEEL DYNAMICS INC	5.75	15 May, 2055	0.01
BMW US CAPITAL LLC	5.00	19 Mar, 2033	0.01
SPIRE INC	4.60	01 Sep, 2031	0.01
GENERAL MOTORS FINANCIAL COMPANY INC	3.85	05 Jan, 2028	0.01
AT&T INC	6.55	15 Feb, 2039	0.01
AMERICAN HOMES 4 RENT LP	2.38	15 Jul, 2031	0.01
CARDINAL HEALTH INC	5.15	15 Sep, 2035	0.01
GRAY OAK PIPELINE LLC	3.45	15 Oct, 2027	0.01
DOW CHEMICAL CO	5.35	15 Mar, 2035	0.01
FEDEX CORP	4.10	01 Feb, 2045	0.01
PACCAR FINANCIAL CORP	4.00	26 Sep, 2029	0.01
BOSTON GAS CO	6.12	20 Jul, 2053	0.01
INTERNATIONAL PAPER CO	5.00	15 Sep, 2035	0.01
BROOKFIELD ASSET MANAGEMENT LTD	5.30	15 Jan, 2036	0.01

Issuer Name	Coupon (%)	Maturity Date	Weight (%)
ECOLAB INC	5.50	08 Dec, 2041	0.01
TAPESTRY INC	4.13	15 Jul, 2027	0.01
TRANSCONTINENTAL GAS PIPE LINE COMPANY LLC	4.00	15 Mar, 2028	0.01
S&P GLOBAL INC	4.80	04 Dec, 2035	0.01
HASBRO INC	4.65	12 Mar, 2031	0.01
OHIO EDISON CO	6.88	15 Jul, 2036	0.01
REALTY INCOME CORP	3.95	01 Feb, 2029	0.01
AVIATION CAPITAL GROUP LLC	4.25	30 Apr, 2029	0.01
CANADIAN PACIFIC RAILWAY CO	2.88	15 Nov, 2029	0.01
TOYOTA FINANCE AUSTRALIA LTD	4.40	30 Jan, 2031	0.01
HUBBELL INC	4.80	15 Nov, 2035	0.01
PROTECTIVE LIFE CORP	4.30	30 Sep, 2028	0.01
UNILEVER CAPITAL CORP	2.63	12 Aug, 2051	0.01
WEA FINANCE LLC	4.63	20 Sep, 2048	0.01
MASTERCARD INC	3.95	26 Feb, 2048	0.01
AUTONATION INC	2.40	01 Aug, 2031	0.01
CONSOLIDATED EDISON COMPANY OF NEW YORK INC	3.20	01 Dec, 2051	0.01
SPECTRA ENERGY PARTNERS LP	5.95	25 Sep, 2043	0.01
TRAVELERS COMPANIES INC	4.05	07 Mar, 2048	0.01
NIKE INC	3.63	01 May, 2043	0.01
AT&T INC	4.80	15 Jun, 2044	0.01
UNUM GROUP	4.00	15 Jun, 2029	0.01
HSBC BANK USA NA	5.63	15 Aug, 2035	0.01
DAIMLER TRUCK FINANCE NORTH AMERICA LLC	4.50	12 Apr, 2031	0.01
HA SUSTAINABLE INFRASTRUCTURE CAPITAL INC	6.00	15 Mar, 2036	0.01
HOWMET AEROSPACE INC	3.75	03 Mar, 2028	0.01
PROLOGIS LP	3.88	15 Sep, 2028	0.01
ERP OPERATING LP	3.25	01 Aug, 2027	0.01
GATX CORP	4.90	15 Mar, 2033	0.01
HYSAN MTN LTD	2.88	02 Jun, 2027	0.01
TRAVELERS COMPANIES INC	4.10	04 Mar, 2049	0.01
TEXAS EASTERN TRANSMISSION LP	3.50	15 Jan, 2028	0.01
BALTIMORE GAS AND ELECTRIC CO	5.65	01 Jun, 2054	0.01
MERCK & CO INC	3.60	15 Sep, 2042	0.01
BRIXMOR OPERATING PARTNERSHIP LP	4.85	15 Feb, 2033	0.01
JOHN DEERE CAPITAL CORP	3.05	06 Jan, 2028	0.01
TOLL BROTHERS FINANCE CORP	3.80	01 Nov, 2029	0.01
JUNIPER NETWORKS INC	5.95	15 Mar, 2041	0.01
COMMONWEALTH EDISON CO	5.65	01 Jun, 2054	0.01
TYCO ELECTRONICS GROUP SA	3.13	15 Aug, 2027	0.01
HIGHWOODS REALTY LP	7.65	01 Feb, 2034	0.01
VULCAN MATERIALS CO	4.70	01 Mar, 2048	0.01
STIFEL FINANCIAL CORP	4.00	15 May, 2030	0.01

Issuer Name	Coupon (%)	Maturity Date	Weight (%)
CONSOLIDATED EDISON COMPANY OF NEW YORK INC	4.30	01 Dec, 2056	0.01
RENAISSANCERE HOLDINGS LTD	3.60	15 Apr, 2029	0.01
BROOKLYN UNION GAS CO	4.87	05 Aug, 2032	0.01
ESSENTIAL UTILITIES INC	3.57	01 May, 2029	0.01
MID-AMERICA APARTMENTS LP	1.70	15 Feb, 2031	0.01
REINSURANCE GROUP OF AMERICA INC	6.38	15 Sep, 2056	0.01
UNUM GROUP	6.00	15 Jun, 2054	0.01
PRUDENTIAL FINANCIAL INC	5.75	15 Jul, 2033	0.01
REALTY INCOME CORP	4.50	01 Feb, 2033	0.01
OHIO POWER CO	1.63	15 Jan, 2031	0.01
MCDONALD'S CORP	3.63	01 May, 2043	0.01
VOYA FINANCIAL INC	5.00	20 Sep, 2034	0.01
PRUDENTIAL FINANCIAL INC	6.63	21 Jun, 2040	0.01
BOSTON SCIENTIFIC CORP	6.25	15 Nov, 2035	0.01
MICRON TECHNOLOGY INC	3.37	01 Nov, 2041	0.01
ONCOR ELECTRIC DELIVERY COMPANY LLC	4.15	01 Jun, 2032	0.01
PULTEGROUP INC	4.25	01 Mar, 2031	0.01
CINCINNATI FINANCIAL CORP	6.13	01 Nov, 2034	0.01
ALLEGION PLC	3.50	01 Oct, 2029	0.01
NSTAR ELECTRIC CO	3.25	15 May, 2029	0.01
CARDINAL HEALTH INC	4.90	15 Sep, 2045	0.01
MASSACHUSETTS ELECTRIC CO	5.87	26 Feb, 2054	0.01
SYSCO CORP	6.60	01 Apr, 2040	0.01
ROCKWELL AUTOMATION INC	1.75	15 Aug, 2031	0.01
MICROSOFT CORP	1.35	15 Sep, 2030	0.01
LPL HOLDINGS INC	4.38	15 May, 2031	0.01
WALMART INC	5.88	05 Apr, 2027	0.01
ZOETIS INC	3.95	12 Sep, 2047	0.01
CANADIAN PACIFIC RAILWAY CO	3.50	01 May, 2050	0.01
DCP MIDSTREAM OPERATING LP	5.60	01 Apr, 2044	0.01
PULTEGROUP INC	4.90	01 Mar, 2036	0.01
PROLOGIS LP	1.75	01 Feb, 2031	0.01
UNION PACIFIC CORP	3.38	14 Feb, 2042	0.01
VOYA FINANCIAL INC	5.70	15 Jul, 2043	0.01
REALTY INCOME CORP	4.00	15 Jul, 2029	0.01
KILROY REALTY LP	4.25	15 Aug, 2029	0.01
THERMO FISHER SCIENTIFIC INC	5.30	01 Feb, 2044	0.01
NEWMONT CORPORATION	4.20	13 May, 2050	0.01
TRAVELERS COMPANIES INC	3.75	15 May, 2046	0.01
CANADIAN PACIFIC RAILWAY CO	4.30	15 May, 2043	0.01
JOHNSON CONTROLS INTERNATIONAL PLC	4.63	02 Jul, 2044	0.01
ECOLAB INC	3.95	01 Dec, 2047	0.01
VOYA FINANCIAL INC	5.05	02 Mar, 2036	0.01

Issuer Name	Coupon (%)	Maturity Date	Weight (%)
ESTEE LAUDER COMPANIES INC	4.15	15 Mar, 2047	0.01
HORMEL FOODS CORP	3.05	03 Jun, 2051	0.01
CUMMINS INC	2.60	01 Sep, 2050	0.01
PRUDENTIAL FINANCIAL INC	3.88	27 Mar, 2028	0.01
CHOICE HOTELS INTERNATIONAL INC	3.70	01 Dec, 2029	0.01
DOLLAR GENERAL CORP	4.13	03 Apr, 2050	0.01
COLUMBIA PIPELINES HOLDING COMPANY LLC	5.70	01 Oct, 2054	0.01
FEDERAL REALTY OP LP	3.20	15 Jun, 2029	0.01
AROUNDTOWN SA	4.75	27 Mar, 2032	0.01
CONSOLIDATED EDISON COMPANY OF NEW YORK INC	3.88	15 Jun, 2047	0.01
FEDERAL REALTY OP LP	3.50	01 Jun, 2030	0.01
ABB FINANCE (USA) INC	3.80	03 Apr, 2028	0.01
ONEOK INC	4.20	03 Oct, 2047	0.01
COLGATE-PALMOLIVE CO	3.70	01 Aug, 2047	0.01
INVESCO FINANCE PLC	5.38	30 Nov, 2043	0.01
KROGER CO	3.88	15 Oct, 2046	0.01
PUBLIC SERVICE ELECTRIC AND GAS CO	5.45	01 Aug, 2053	0.01
CROWN CASTLE INC	4.15	01 Jul, 2050	0.01
VERIZON COMMUNICATIONS INC	6.40	15 Sep, 2033	0.01
ONEOK INC	4.25	15 Sep, 2046	0.01
SYSCO CORP	5.38	21 Sep, 2035	0.01
FIRSTENERGY TRANSMISSION LLC	5.45	15 Jul, 2044	0.01
EQUINIX INC	2.00	15 May, 2028	0.01
ENBRIDGE INC	4.00	15 Nov, 2049	0.01
AMGEN INC	5.75	15 Mar, 2040	0.01
TEXAS INSTRUMENTS INC	3.65	16 Aug, 2032	0.01
MASSACHUSETTS ELECTRIC CO	4.00	15 Aug, 2046	0.01
MASSACHUSETTS MUTUAL LIFE INSURANCE CO	4.90	01 Apr, 2077	0.01
CENTERPOINT ENERGY HOUSTON ELECTRIC LLC	4.25	01 Feb, 2049	0.01
MOTOROLA SOLUTIONS INC	5.50	01 Sep, 2044	0.01
PROTECTIVE LIFE CORP	3.40	15 Jan, 2030	0.01
KIMCO REALTY OP LLC	1.90	01 Mar, 2028	0.01
EMPOWER FINANCE 2020 LP	1.36	17 Sep, 2027	0.01
POTOMAC ELECTRIC POWER CO	5.20	15 Mar, 2034	0.01
TRANSCONTINENTAL GAS PIPE LINE COMPANY LLC	3.95	15 May, 2050	0.01
NSTAR ELECTRIC CO	4.55	01 Jun, 2052	0.01
WALT DISNEY CO	6.55	15 Mar, 2033	0.01
NIAGARA MOHAWK POWER CORP	4.28	01 Oct, 2034	0.01
NORFOLK SOUTHERN CORP	2.55	01 Nov, 2029	0.01
PROGRESSIVE CORP	3.95	26 Mar, 2050	0.01
COMMONWEALTH EDISON CO	4.35	15 Nov, 2045	0.01
GENERAL MILLS INC	4.70	17 Apr, 2048	0.01
NUTRIEN LTD	3.95	13 May, 2050	0.01

Issuer Name	Coupon (%)	Maturity Date	Weight (%)
PUBLIC SERVICE ELECTRIC AND GAS CO	5.80	01 May, 2037	0.01
CSX CORP	3.80	15 Apr, 2050	0.01
DICK'S SPORTING GOODS INC	4.00	01 Oct, 2029	0.01
ARES FINANCE CO II LLC	3.25	15 Jun, 2030	0.01
CHUBB INA HOLDINGS LLC	2.85	15 Dec, 2051	0.01
BRISTOL-MYERS SQUIBB CO	3.25	01 Aug, 2042	0.01
UNITED PARCEL SERVICE INC	2.50	01 Sep, 2029	0.01
PRUDENTIAL FINANCIAL INC	3.00	10 Mar, 2040	0.01
TR FINANCE LLC	5.50	15 Aug, 2035	0.01
COMCAST CORP	4.75	01 Mar, 2044	0.01
KRAFT HEINZ FOODS CO	4.25	01 Mar, 2031	0.01
AVALONBAY COMMUNITIES INC	1.90	01 Dec, 2028	0.01
AUTONATION INC	1.95	01 Aug, 2028	0.01
PUBLIC SERVICE ELECTRIC AND GAS CO	3.95	01 May, 2042	0.01
GENERAL MILLS INC	5.40	15 Jun, 2040	0.01
PHILLIPS 66 CO	4.68	15 Feb, 2045	0.01
CONNECTICUT LIGHT AND POWER CO	2.05	01 Jul, 2031	0.01
PUBLIC SERVICE ELECTRIC AND GAS CO	3.70	01 May, 2028	0.01
BANK OF NEW YORK MELLON CORP	1.90	25 Jan, 2029	0.01
ENSTAR GROUP LTD	7.50	01 Apr, 2045	0.01
STARBUCKS CORP	3.75	01 Dec, 2047	0.01
STANLEY BLACK & DECKER INC	5.20	01 Sep, 2040	0.01
LEAR CORP	4.25	15 May, 2029	0.01
PIEDMONT NATURAL GAS COMPANY INC	5.10	15 Feb, 2035	0.01
VALERO ENERGY CORP	4.00	01 Jun, 2052	0.01
PEPSICO INC	3.88	19 Mar, 2060	0.01
COPT DEFENSE PROPERTIES LP	2.00	15 Jan, 2029	0.01
GENERAL MILLS INC	3.00	01 Feb, 2051	0.01
ZURICH HOLDING COMPANY OF AMERICA INC	2.30	25 Feb, 2030	0.01
PPL ELECTRIC UTILITIES CORP	3.95	01 Jun, 2047	0.01
BOSTON GAS CO	3.76	16 Mar, 2032	0.01
CSX CORP	4.50	01 Aug, 2054	0.01
MARKEL GROUP INC	4.15	17 Sep, 2050	0.01
GATX CORP	3.50	01 Jun, 2032	0.01
SUMITOMO MITSUI FINANCIAL GROUP, INC	3.05	14 Jan, 2042	0.01
PRINCIPAL LIFE GLOBAL FUNDING II	2.50	16 Sep, 2029	0.01
CMS ENERGY CORP	3.75	01 Dec, 2050	0.01
NNN REIT INC	2.50	15 Apr, 2030	0.01
HARTFORD INSURANCE GROUP INC	2.90	15 Sep, 2051	0.01
KROGER CO	5.15	01 Aug, 2043	0.01
ALLSTATE CORP	3.85	10 Aug, 2049	0.01
CSX CORP	2.40	15 Feb, 2030	0.01
PUBLIC SERVICE ELECTRIC AND GAS CO	1.90	15 Aug, 2031	0.01

Issuer Name	Coupon (%)	Maturity Date	Weight (%)
ESTEE LAUDER COMPANIES INC	4.38	15 Jun, 2045	0.01
AMERICAN WATER CAPITAL CORP	3.25	01 Jun, 2051	0.01
WALT DISNEY CO	4.95	15 Oct, 2045	0.01
QUANTA SERVICES INC	3.05	01 Oct, 2041	0.01
PROCTER & GAMBLE CO	3.60	25 Mar, 2050	0.01
EPR PROPERTIES	3.60	15 Nov, 2031	0.01
ONCOR ELECTRIC DELIVERY COMPANY LLC	7.25	15 Jan, 2033	0.01
ONCOR ELECTRIC DELIVERY COMPANY LLC	3.80	01 Jun, 2049	0.01
HIGHWOODS REALTY LP	3.05	15 Feb, 2030	0.01
MORGAN STANLEY	4.55	19 Feb, 2036	0.01
NORFOLK SOUTHERN CORP	2.90	25 Aug, 2051	0.01
APTARGROUP INC	3.60	15 Mar, 2032	0.01
MERCK & CO INC	5.75	15 Nov, 2036	0.01
3M CO	3.63	15 Oct, 2047	0.01
SOUTHSTATE BANK CORP	7.00	13 Jun, 2035	0.01
PAYPAL HOLDINGS INC	5.50	01 Jun, 2054	0.01
TESCO PLC	6.15	15 Nov, 2037	0.01
ARCHER-DANIELS-MIDLAND CO	5.93	01 Oct, 2032	0.01
ALCON FINANCE CORP	3.80	23 Sep, 2049	0.01
ATMOS ENERGY CORP	2.85	15 Feb, 2052	0.01
MICROSOFT CORP	3.50	15 Nov, 2042	0.01
PUBLIC SERVICE ELECTRIC AND GAS CO	3.20	15 May, 2029	0.01
OHIO POWER CO	2.90	01 Oct, 2051	0.01
DCP MIDSTREAM OPERATING LP	3.25	15 Feb, 2032	0.01
NVIDIA CORP	3.70	01 Apr, 2060	0.01
MCDONALD'S CORP	5.70	01 Feb, 2039	0.01
TRANSCONTINENTAL GAS PIPE LINE COMPANY LLC	5.40	15 Aug, 2041	0.01
JOHNSON CONTROLS INTERNATIONAL PLC	6.00	15 Jan, 2036	0.01
BELL TELEPHONE COMPANY OF CANADA OR BELL CANADA	3.65	15 Aug, 2052	0.01
OHIO POWER CO	5.65	01 Jun, 2034	0.01
UNION PACIFIC CORP	3.95	15 Aug, 2059	0.01
KEMPER CORP	3.80	23 Feb, 2032	0.01
MOODY'S CORP	3.75	25 Feb, 2052	0.01
PUBLIC SERVICE ELECTRIC AND GAS CO	5.13	15 Mar, 2053	0.01
AON CORP	2.90	23 Aug, 2051	0.01
ENTERGY TEXAS INC	4.50	30 Mar, 2039	0.01
LXP INDUSTRIAL TRUST	2.70	15 Sep, 2030	0.01
PHILLIPS EDISON GROCERY CENTER OPERATING PARTNERSHIP I LP	5.75	15 Jul, 2034	0.01
KILROY REALTY LP	2.65	15 Nov, 2033	0.01
LIBERTY UTILITIES CO	5.87	31 Jan, 2034	0.01
ESSENTIAL PROPERTIES LP	2.95	15 Jul, 2031	0.01
NIKE INC	3.38	01 Nov, 2046	0.01
BPCE SA	4.63	17 Apr, 2035	0.01

Issuer Name	Coupon (%)	Maturity Date	Weight (%)
UNITED PARCEL SERVICE INC	3.40	15 Nov, 2046	0.01
UNITEDHEALTH GROUP INC	5.95	15 Feb, 2041	0.01
UNUM GROUP	4.50	15 Dec, 2049	0.01
KLA CORP	5.00	15 Mar, 2049	0.01
PIEDMONT NATURAL GAS COMPANY INC	5.40	15 Jun, 2033	0.01
FEDERAL REALTY OP LP	5.38	01 May, 2028	0.01
KRAFT HEINZ FOODS CO	4.63	30 Jan, 2029	0.01
ESSENTIAL UTILITIES INC	2.40	01 May, 2031	0.01
BALTIMORE GAS AND ELECTRIC CO	3.50	15 Aug, 2046	0.01
UNION PACIFIC CORP	4.10	15 Sep, 2067	0.01
AMERICAN TRANSMISSION SYSTEMS INC	5.00	01 Sep, 2044	0.01
PROGRESSIVE CORP	3.70	15 Mar, 2052	0.01
CONSOLIDATED EDISON COMPANY OF NEW YORK INC	5.70	15 Jun, 2040	0.01
TENNESSEE GAS PIPELINE COMPANY LLC	7.63	01 Apr, 2037	0.01
TAMPA ELECTRIC CO	2.40	15 Mar, 2031	0.01
BELL TELEPHONE COMPANY OF CANADA OR BELL CANADA	2.15	15 Feb, 2032	0.01
UNION PACIFIC CORP	5.15	20 Jan, 2063	0.01
PARKER-HANNIFIN CORP	6.25	15 May, 2038	0.01
NEWMARKET CORP	2.70	18 Mar, 2031	0.01
ENTERPRISE PRODUCTS OPERATING LLC	4.95	15 Oct, 2054	0.01
NEW YORK STATE ELECTRIC & GAS CORP	5.65	15 Aug, 2028	0.01
AMGEN INC	6.40	01 Feb, 2039	0.01
LOWE'S COMPANIES INC	5.50	15 Oct, 2035	0.01
NIAGARA MOHAWK POWER CORP	2.76	10 Jan, 2032	0.01
W. R. BERKLEY CORP	4.00	12 May, 2050	0.01
ARTHUR J. GALLAGHER & CO.	5.50	02 Mar, 2033	0.01
NISOURCE INC	5.95	15 Jun, 2041	0.01
INTERNATIONAL BUSINESS MACHINES CORP	7.13	01 Dec, 2096	0.01
JACKSON FINANCIAL INC	5.67	08 Jun, 2032	0.01
FEDEX CORP	3.90	01 Feb, 2035	0.01
TRANSCANADA PIPELINES LTD	5.60	31 Mar, 2034	0.01
REVVITY INC	2.55	15 Mar, 2031	0.01
ZURICH FINANCE (IRELAND) DAC	2.25	08 Dec, 2031	0.01
ELEVANCE HEALTH INC	5.95	15 Dec, 2034	0.01
MUFG BANK LTD	4.70	10 Mar, 2044	0.01
PACCAR FINANCIAL CORP	4.55	08 May, 2030	0.01
GXO LOGISTICS INC	2.65	15 Jul, 2031	0.01
NORDSON CORP	5.60	15 Sep, 2028	0.01
PIEDMONT NATURAL GAS COMPANY INC	5.05	15 May, 2052	0.01
W.P. CAREY INC	2.25	01 Apr, 2033	0.01
ONCOR ELECTRIC DELIVERY COMPANY LLC	4.55	01 Dec, 2041	0.01
FEDEX CORP	3.10	05 Aug, 2029	0.01
MARSH & MCLENNAN COMPANIES INC	2.38	15 Dec, 2031	0.01

Issuer Name	Coupon (%)	Maturity Date	Weight (%)
WALMART INC	4.00	11 Apr, 2043	0.01
S&P GLOBAL INC	3.90	01 Mar, 2062	0.01
REGENCY CENTERS LP	4.40	01 Feb, 2047	0.01
WALT DISNEY CO	4.75	15 Nov, 2046	0.01
PHILLIPS EDISON GROCERY CENTER OPERATING PARTNERSHIP I LP	5.25	15 Aug, 2032	0.01
CONSOLIDATED EDISON COMPANY OF NEW YORK INC	5.30	01 Mar, 2035	0.01
BOSTON SCIENTIFIC CORP	7.38	15 Jan, 2040	0.01
TOYOTA MOTOR CREDIT CORP	2.40	13 Jan, 2032	0.01
INVITATION HOMES OPERATING PARTNERSHIP LP	5.50	15 Aug, 2033	0.01
DARDEN RESTAURANTS INC	4.55	15 Oct, 2029	0.01
ABBVIE INC	4.63	01 Oct, 2042	0.01
HERSHEY CO	4.25	04 May, 2028	0.01
CHURCH & DWIGHT CO INC	2.30	15 Dec, 2031	0.01
CONNECTICUT LIGHT AND POWER CO	4.65	01 Jan, 2029	0.01
NXP BV	3.13	15 Feb, 2042	0.01
BROOKLYN UNION GAS CO	4.49	04 Mar, 2049	0.01
ONCOR ELECTRIC DELIVERY COMPANY LLC	4.10	15 Nov, 2048	0.01
HIGHWOODS REALTY LP	2.60	01 Feb, 2031	0.01
SEMPRA INFRASTRUCTURE PARTNERS LP	3.25	15 Jan, 2032	0.01
MOODY'S CORP	4.88	17 Dec, 2048	0.01
AVALONBAY COMMUNITIES INC	5.00	15 Feb, 2033	0.01
TYCO ELECTRONICS GROUP SA	4.63	01 Feb, 2030	0.01
PROTECTIVE LIFE GLOBAL FUNDING	4.77	09 Dec, 2029	0.01
KITE REALTY GROUP LP	5.50	01 Mar, 2034	0.01
ONCOR ELECTRIC DELIVERY COMPANY LLC	7.50	01 Sep, 2038	0.01
WEBSTER FINANCIAL CORP	5.78	11 Sep, 2035	0.01
CANADIAN NATIONAL RAILWAY CO	2.45	01 May, 2050	0.01
AON CORP	4.50	15 Dec, 2028	0.01
REXFORD INDUSTRIAL REALTY LP	2.13	01 Dec, 2030	0.01
MICRON TECHNOLOGY INC	3.48	01 Nov, 2051	0.01
CONSOLIDATED EDISON COMPANY OF NEW YORK INC	3.00	01 Dec, 2060	0.01
FORTUNE BRANDS INNOVATIONS INC	4.50	25 Mar, 2052	0.01
MICROSOFT CORP	3.40	15 Jun, 2027	0.01
NSTAR ELECTRIC CO	4.95	15 Sep, 2052	0.01
PACCAR FINANCIAL CORP	5.00	22 Mar, 2034	0.01
ATMOS ENERGY CORP	4.13	15 Mar, 2049	0.01
VERISK ANALYTICS INC	3.63	15 May, 2050	0.01
ARTHUR J. GALLAGHER & CO.	2.40	09 Nov, 2031	0.01
AMERICAN WATER CAPITAL CORP	3.45	01 May, 2050	0.01
KITE REALTY GROUP LP	4.95	15 Dec, 2031	0.01
SAN DIEGO GAS & ELECTRIC CO	3.70	15 Mar, 2052	0.01
BROADSTONE NET LEASE LLC	5.00	01 Nov, 2032	0.01
NATIONAL RURAL UTILITIES COOPERATIVE FINANCE CORP	5.00	15 Aug, 2034	0.01

Issuer Name	Coupon (%)	Maturity Date	Weight (%)
ATLANTIC CITY ELECTRIC CO	4.00	15 Oct, 2028	0.01
HIGHWOODS REALTY LP	5.35	15 Jan, 2033	0.01
KIMBERLY-CLARK CORP	3.20	30 Jul, 2046	0.01
KILROY REALTY LP	2.50	15 Nov, 2032	0.01
CROWN CASTLE INC	5.20	15 Feb, 2049	0.01
HUMANA INC	3.95	15 Aug, 2049	0.01
FEDEX CORP	3.88	01 Aug, 2042	0.01
JUNIPER NETWORKS INC	2.00	10 Dec, 2030	0.01
LXP INDUSTRIAL TRUST	2.38	01 Oct, 2031	0.01
RPM INTERNATIONAL INC	4.55	01 Mar, 2029	0.01
BANK OF NEW YORK MELLON CORP	3.85	26 Apr, 2029	0.01
PULTEGROUP INC	7.88	15 Jun, 2032	0.01
AXIS SPECIALTY FINANCE PLC	4.00	06 Dec, 2027	0.01
NESTLE HOLDINGS INC	2.50	14 Sep, 2041	0.01
WALT DISNEY CO	6.15	01 Mar, 2037	0.01
KIMBERLY-CLARK CORP	4.50	16 Feb, 2033	0.01
FEDEX CORP	4.90	15 Jan, 2034	0.01
GENERAL MILLS INC	4.15	15 Feb, 2043	0.01
COMCAST CORP	6.55	01 Jul, 2039	0.01
GATX CORP	1.90	01 Jun, 2031	0.01
OWENS CORNING	3.50	15 Feb, 2030	0.01
GATX CORP	3.10	01 Jun, 2051	0.01
DOVER CORP	5.38	01 Mar, 2041	0.01
PROTECTIVE LIFE GLOBAL FUNDING	4.33	13 Sep, 2027	0.01
JERSEY CENTRAL POWER & LIGHT CO	4.15	15 Jan, 2029	0.01
EVEREST REINSURANCE HOLDINGS INC	4.87	01 Jun, 2044	0.01
GENPACT UK FINCO PLC	4.95	18 Nov, 2030	0.01
NORTHERN TRUST CORP	3.38	08 May, 2032	0.01
KEMPER CORP	2.40	30 Sep, 2030	0.01
WILLIS NORTH AMERICA INC	5.05	15 Sep, 2048	0.01
PROLOGIS LP	2.88	15 Nov, 2029	0.01
EMPOWER FINANCE 2020 LP	1.78	17 Mar, 2031	0.01
AON CORP	2.05	23 Aug, 2031	0.01
DOC DR LLC	3.95	15 Jan, 2028	0.01
PEPSICO INC	3.38	29 Jul, 2049	0.01
CLEVELAND ELECTRIC ILLUMINATING CO	3.50	01 Apr, 2028	0.01
BROWN & BROWN INC	4.50	15 Mar, 2029	0.01
MID-AMERICA APARTMENTS LP	5.00	15 Mar, 2034	0.01
PROLOGIS LP	1.63	15 Mar, 2031	0.01
ARCH CAPITAL GROUP LTD	7.35	01 May, 2034	0.01
PRINCIPAL LIFE GLOBAL FUNDING II	1.50	27 Aug, 2030	0.01
HAT HOLDINGS I LLC	3.75	15 Sep, 2030	0.01
CGI INC	2.30	14 Sep, 2031	0.01

Issuer Name	Coupon (%)	Maturity Date	Weight (%)
CONSOLIDATED EDISON COMPANY OF NEW YORK INC	3.13	15 Nov, 2027	0.01
HIGHWOODS REALTY LP	4.20	15 Apr, 2029	0.01
KEYBANK NA	3.90	13 Apr, 2029	0.01
LOWE'S COMPANIES INC	4.38	15 Sep, 2045	0.01
ENTERGY TEXAS INC	5.80	01 Sep, 2053	0.01
LOWE'S COMPANIES INC	3.50	01 Apr, 2051	0.01
REGIONS FINANCIAL CORP	7.38	10 Dec, 2037	0.01
LIBERTY MUTUAL GROUP INC	3.95	15 May, 2060	0.01
TRANSCONTINENTAL GAS PIPE LINE COMPANY LLC	4.45	01 Aug, 2042	0.01
MID-AMERICA APARTMENTS LP	4.95	01 Mar, 2035	0.01
ONE GAS INC	4.50	01 Nov, 2048	0.01
CMS ENERGY CORP	3.45	15 Aug, 2027	0.01
ATMOS ENERGY CORP	3.38	15 Sep, 2049	0.01
REXFORD INDUSTRIAL REALTY LP	2.15	01 Sep, 2031	0.01
MITSUBISHI HC CAPITAL INC	3.97	13 Apr, 2030	0.01
SABAL TRAIL TRANSMISSION LLC	4.83	01 May, 2048	0.01
SABRA HEALTH CARE LP	3.90	15 Oct, 2029	0.01
COMMONWEALTH EDISON CO	2.95	15 Aug, 2027	0.01
FEDEX CORP	4.25	15 May, 2030	0.01
HIGHWOODS REALTY LP	4.13	15 Mar, 2028	0.01
KRAFT HEINZ FOODS CO	4.63	01 Oct, 2039	0.01
ONEOK INC	4.50	15 Mar, 2050	0.01
ROHM AND HAAS CO	7.85	15 Jul, 2029	0.01
NEW ENGLAND POWER CO	5.85	08 Sep, 2055	0.01
JAB HOLDINGS BV	3.75	28 May, 2051	0.01
DCP MIDSTREAM OPERATING LP	8.13	16 Aug, 2030	0.01
KEURIG DR PEPPER INC	5.08	25 May, 2048	0.01
PECO ENERGY CO	4.38	15 Aug, 2052	0.01
PHILLIPS EDISON GROCERY CENTER OPERATING PARTNERSHIP I LP	4.75	15 Mar, 2033	0.01
STRYKER CORP	4.38	15 May, 2044	0.01
MICROSOFT CORP	4.50	15 Jun, 2047	0.01
CHUBB INA HOLDINGS LLC	6.70	15 May, 2036	0.01
BOSTON SCIENTIFIC CORP	4.00	01 Mar, 2028	0.01
LOWE'S COMPANIES INC	5.00	15 Apr, 2040	0.01
PHILLIPS EDISON GROCERY CENTER OPERATING PARTNERSHIP I LP	4.95	15 Jan, 2035	0.01
TWDC ENTERPRISES 18 CORP	3.00	30 Jul, 2046	0.01
COPT DEFENSE PROPERTIES LP	2.90	01 Dec, 2033	0.01
KKR GROUP FINANCE CO VII LLC	3.63	25 Feb, 2050	0.01
SUMITOMO MITSUI FINANCIAL GROUP, INC	2.30	12 Jan, 2041	0.01
WESTROCK MWV LLC	7.95	15 Feb, 2031	0.01
BLOCK FINANCIAL LLC	5.38	15 Sep, 2032	0.01
MCKESSON CORP	3.95	16 Feb, 2028	0.01
NATIONAL RURAL UTILITIES COOPERATIVE FINANCE CORP	1.35	15 Mar, 2031	0.01

Issuer Name	Coupon (%)	Maturity Date	Weight (%)
UNION PACIFIC CORP	3.85	14 Feb, 2072	0.01
NASDAQ INC	3.25	28 Apr, 2050	0.01
ROTHESAY LIFE PLC	7.00	11 Sep, 2034	0.01
ZIMMER BIOMET HOLDINGS, INC	4.45	15 Aug, 2045	0.01
GARTNER INC	4.95	20 Mar, 2031	0.01
S&P GLOBAL INC	2.30	15 Aug, 2060	0.01
AMERICAN EXPRESS CREDIT CORP	3.30	03 May, 2027	0.01
NOVARTIS CAPITAL CORP	5.20	05 Nov, 2045	0.01
WELLS FARGO & CO	7.95	15 Nov, 2029	0.01
CONAGRA BRANDS INC	8.25	15 Sep, 2030	0.01
OHIO POWER CO	4.00	01 Jun, 2049	0.01
NORFOLK SOUTHERN CORP	7.80	15 May, 2027	0.01
ARES FINANCE CO. IV LLC	3.65	01 Feb, 2052	0.01
SHERWIN-WILLIAMS CO	3.30	15 May, 2050	0.01
UDR INC	2.10	01 Aug, 2032	0.01
JACKSON FINANCIAL INC	4.00	23 Nov, 2051	0.01
WALMART INC	3.63	15 Dec, 2047	0.01
TIMKEN CO	4.13	01 Apr, 2032	0.01
BRIXMOR OPERATING PARTNERSHIP LP	2.25	01 Apr, 2028	0.01
ONCOR ELECTRIC DELIVERY COMPANY LLC	5.30	01 Jun, 2042	0.01
BELL TELEPHONE COMPANY OF CANADA OR BELL CANADA	4.30	29 Jul, 2049	0.01
ARCHER-DANIELS-MIDLAND CO	4.54	26 Mar, 2042	0.01
CANADIAN NATIONAL RAILWAY CO	6.38	15 Nov, 2037	0.01
STEEL DYNAMICS INC	1.65	15 Oct, 2027	0.01
WASHINGTON GAS LIGHT CO	3.80	15 Sep, 2046	0.01
STARBUCKS CORP	3.35	12 Mar, 2050	0.01
3M CO	3.13	19 Sep, 2046	0.01
SHERWIN-WILLIAMS CO	4.55	01 Aug, 2045	0.01
SNAP-ON INC	3.10	01 May, 2050	0.01
ALLSTATE CORP	5.35	01 Jun, 2033	0.01
AMERICAN FINANCIAL GROUP INC	5.00	23 Sep, 2035	0.01
STRYKER CORP	4.10	01 Apr, 2043	0.01
XYLEM INC	4.38	01 Nov, 2046	0.01
TARGET CORP	6.35	01 Nov, 2032	0.01
INVITATION HOMES OPERATING PARTNERSHIP LP	2.70	15 Jan, 2034	0.01
ASSURANT INC	3.70	22 Feb, 2030	0.01
LEAR CORP	3.50	30 May, 2030	0.01
S C JOHNSON & SON INC	4.00	15 May, 2043	0.01
DEERE & CO	7.13	03 Mar, 2031	0.01
WASTE CONNECTIONS, INC	3.05	01 Apr, 2050	0.01
CONSOLIDATED EDISON COMPANY OF NEW YORK INC	4.20	15 Mar, 2042	0.01
EQUINIX INC	3.40	15 Feb, 2052	0.01
HUMANA INC	4.63	01 Dec, 2042	0.01

Issuer Name	Coupon (%)	Maturity Date	Weight (%)
MARATHON PETROLEUM CORP	5.00	15 Sep, 2054	0.01
FEDEX CORP	3.40	15 Feb, 2028	0.01
LOUISIANA-PACIFIC CORP	3.63	15 Mar, 2029	0.01
CRH AMERICA FINANCE INC	4.40	09 May, 2047	0.01
CSX CORP	4.50	15 Mar, 2049	0.01
TJX COMPANIES INC	4.50	15 Apr, 2050	0.01
UNION PACIFIC CORP	3.88	01 Feb, 2055	0.01
ZOETIS INC	4.45	20 Aug, 2048	0.01
TRAVELERS COMPANIES INC	4.30	25 Aug, 2045	0.01
MASCO CORP	4.50	15 May, 2047	0.01
CARGILL INC	3.13	25 May, 2051	0.01
AGREE LP	2.00	15 Jun, 2028	0.01
ONEOK INC	5.60	01 Apr, 2044	0.01
WW GRAINGER INC	4.20	15 May, 2047	0.01
MARKS AND SPENCER PLC	7.13	01 Dec, 2037	0.01
VERISK ANALYTICS INC	5.50	15 Jun, 2045	0.01
ENTERGY TEXAS INC	3.55	30 Sep, 2049	0.01
STORA ENSO OYJ	7.25	15 Apr, 2036	0.01
VOYA FINANCIAL INC	4.70	23 Jan, 2048	0.01
PROTECTIVE LIFE GLOBAL FUNDING	1.90	06 Jul, 2028	0.01
ENTERGY TEXAS INC	5.55	15 Sep, 2054	0.01
VODAFONE GROUP PLC	5.35	09 Mar, 2047	0.01
PPL ELECTRIC UTILITIES CORP	6.25	15 May, 2039	0.01
MICROSOFT CORP	3.95	08 Aug, 2056	0.01
ONEOK INC	7.15	15 Jan, 2051	0.01
COMMONWEALTH EDISON CO	3.85	15 Mar, 2052	0.01
KRAFT HEINZ FOODS CO	6.75	15 Mar, 2032	0.01
UNION PACIFIC CORP	4.05	15 Nov, 2045	0.01
BROADSTONE NET LEASE LLC	2.60	15 Sep, 2031	0.01
KROGER CO	5.00	15 Apr, 2042	0.01
PRUDENTIAL FUNDING (ASIA) PLC	3.63	24 Mar, 2032	0.01
ONCOR ELECTRIC DELIVERY COMPANY LLC	5.75	15 Mar, 2029	0.01
SYSCO CORP	3.30	15 Feb, 2050	0.01
CARLYLE FINANCE LLC	5.65	15 Sep, 2048	0.01
HEALTHPEAK OP LLC	6.75	01 Feb, 2041	0.01
NXP BV	3.25	30 Nov, 2051	0.01
JOHNSON & JOHNSON	6.95	01 Sep, 2029	0.01
REALTY INCOME CORP	1.80	15 Mar, 2033	0.01
AGREE LP	2.90	01 Oct, 2030	0.01
LOWE'S COMPANIES INC	6.50	15 Mar, 2029	0.01
INTERNATIONAL BUSINESS MACHINES CORP	6.50	15 Jan, 2028	0.01
UNION PACIFIC CORP	4.50	10 Sep, 2048	0.01
AMERICAN INTERNATIONAL GROUP INC	5.75	01 Apr, 2048	0.01

Issuer Name	Coupon (%)	Maturity Date	Weight (%)
TOLEDO EDISON CO	6.15	15 May, 2037	0.01
OHIO POWER CO	2.60	01 Apr, 2030	0.01
NIAGARA MOHAWK POWER CORP	4.12	28 Nov, 2042	0.01
EXELON CORP	4.95	15 Jun, 2035	0.01
PECO ENERGY CO	5.95	01 Oct, 2036	0.01
ONCOR ELECTRIC DELIVERY COMPANY LLC	4.60	01 Jun, 2052	0.01
MERCK & CO INC	5.95	01 Dec, 2028	0.01
OWENS CORNING	4.40	30 Jan, 2048	0.01
DEERE & CO	2.88	07 Sep, 2049	0.01
TR FINANCE LLC	5.65	23 Nov, 2043	0.01
CANADIAN NATIONAL RAILWAY CO	5.85	01 Nov, 2033	0.01
REGENCY CENTERS LP	5.10	15 Jan, 2035	0.01
NATIONAL GRID USA	5.80	01 Apr, 2035	0.01
HARTFORD INSURANCE GROUP INC	5.95	15 Oct, 2036	0.01
ZOETIS INC	3.00	15 May, 2050	0.01
ZIMMER BIOMET HOLDINGS, INC	5.75	30 Nov, 2039	0.01
AMERICAN INTERNATIONAL GROUP INC	3.40	30 Jun, 2030	0.01
DCP MIDSTREAM OPERATING LP	6.45	03 Nov, 2036	0.01
ANALOG DEVICES INC	5.30	15 Dec, 2045	0.01
PRUDENTIAL FINANCIAL INC	4.42	27 Mar, 2048	0.01
HF SINCLAIR CORP	4.50	01 Oct, 2030	0.01
FEDEX CORP	2.40	15 May, 2031	0.01
DELL INC	7.10	15 Apr, 2028	0.01
ESTEE LAUDER COMPANIES INC	6.00	15 May, 2037	0.01
SPIRE MISSOURI INC	5.15	15 Aug, 2034	0.01
AT&T INC	6.38	01 Mar, 2041	0.01
PPL ELECTRIC UTILITIES CORP	4.15	15 Jun, 2048	0.01
FEDEX CORP	4.10	15 Apr, 2043	0.01
HUMANA INC	4.80	15 Mar, 2047	0.01
UL SOLUTIONS INC	6.50	20 Oct, 2028	0.01
KIMBERLY-CLARK CORP	2.88	07 Feb, 2050	0.01
CANADIAN NATIONAL RAILWAY CO	6.13	01 Nov, 2053	0.01
MARSH & MCLENNAN COMPANIES INC	5.88	01 Aug, 2033	0.01
PUBLIC SERVICE ELECTRIC AND GAS CO	3.80	01 Jan, 2043	0.01
COMMONWEALTH EDISON CO	2.20	01 Mar, 2030	0.01
KEURIG DR PEPPER INC	3.35	15 Mar, 2051	0.01
LYB INTERNATIONAL FINANCE III LLC	3.80	01 Oct, 2060	0.01
LOEWS CORP	6.00	01 Feb, 2035	0.01
PUBLIC SERVICE ELECTRIC AND GAS CO	3.65	01 Sep, 2028	0.01
PROGRESSIVE CORP	6.63	01 Mar, 2029	0.01
RIO TINTO ALCAN INC	5.75	01 Jun, 2035	0.01
BANK OF NEW ZEALAND	2.87	27 Jan, 2032	0.01
W.P. CAREY INC	3.85	15 Jul, 2029	0.01

Issuer Name	Coupon (%)	Maturity Date	Weight (%)
AON CORP	6.25	30 Sep, 2040	0.01
KEURIG DR PEPPER INC	4.42	15 Dec, 2046	0.01
CATERPILLAR INC	5.30	15 Sep, 2035	0.01
HBOS PLC	6.00	01 Nov, 2033	0.01
SNAP-ON INC	4.10	01 Mar, 2048	0.01
ATMOS ENERGY CORP	5.45	15 Oct, 2032	0.01
DOVER CORP	5.38	15 Oct, 2035	0.01
INTERNATIONAL FLAVORS & FRAGRANCES INC	4.38	01 Jun, 2047	0.01
AFLAC INC	4.00	15 Oct, 2046	0.01
SAN DIEGO GAS & ELECTRIC CO	6.00	01 Jun, 2039	0.01
SAN DIEGO GAS & ELECTRIC CO	4.15	15 May, 2048	0.01
PROCTER & GAMBLE CO	3.50	25 Oct, 2047	0.01
NORFOLK SOUTHERN CORP	4.10	15 May, 2049	0.01
COMCAST CABLE COMMUNICATIONS LLC	7.13	15 Feb, 2028	0.01
HORACE MANN EDUCATORS CORP	7.25	15 Sep, 2028	0.01
NNN REIT INC	3.50	15 Apr, 2051	0.01
PPL ELECTRIC UTILITIES CORP	4.75	15 Jul, 2043	0.01
OHIO POWER CO	4.15	01 Apr, 2048	0.01
APTIV SWISS HOLDINGS LTD	5.40	15 Mar, 2049	0.01
PULTEGROUP INC	6.00	15 Feb, 2035	0.01
HOWMET AEROSPACE INC	6.75	15 Jan, 2028	0.00
EVERSOURCE ENERGY	2.55	15 Mar, 2031	0.00
CANADIAN PACIFIC RAILWAY CO	4.20	15 Nov, 2069	0.00
CITIGROUP INC	6.63	15 Jan, 2028	0.00
EQUINIX INC	3.00	15 Jul, 2050	0.00
HERSHEY CO	1.70	01 Jun, 2030	0.00
PIEDMONT NATURAL GAS COMPANY INC	2.50	15 Mar, 2031	0.00
CLEVELAND ELECTRIC ILLUMINATING CO	5.95	15 Dec, 2036	0.00
KEYBANK NA	6.95	01 Feb, 2028	0.00
TEXAS EASTERN TRANSMISSION LP	4.15	15 Jan, 2048	0.00
SOUTHERN CALIFORNIA GAS CO	4.13	01 Jun, 2048	0.00
LEGGETT & PLATT INC	3.50	15 Nov, 2051	0.00
EMERSON ELECTRIC CO	2.75	15 Oct, 2050	0.00
ATLANTIC CITY ELECTRIC CO	2.30	15 Mar, 2031	0.00
ROGERS COMMUNICATIONS INC	4.50	15 Mar, 2043	0.00
PHILLIPS EDISON GROCERY CENTER OPERATING PARTNERSHIP I LP	2.63	15 Nov, 2031	0.00
RYDER SYSTEM INC	5.50	01 Jun, 2029	0.00
PROLOGIS LP	4.38	01 Feb, 2029	0.00
PEPSICO INC	3.60	13 Aug, 2042	0.00
J.M. SMUCKER CO	2.13	15 Mar, 2032	0.00
EBAY INC	5.95	22 Nov, 2027	0.00
CHURCH & DWIGHT CO INC	3.95	01 Aug, 2047	0.00
FRONTIER FLORIDA LLC	6.86	01 Feb, 2028	0.00

Issuer Name	Coupon (%)	Maturity Date	Weight (%)
WW GRAINGER INC	3.75	15 May, 2046	0.00
NIAGARA MOHAWK POWER CORP	3.02	27 Jun, 2050	0.00
UNITEDHEALTH GROUP INC	5.70	15 Oct, 2040	0.00
PUBLIC SERVICE COMPANY OF NEW HAMPSHIRE	2.20	15 Jun, 2031	0.00
SAN DIEGO GAS & ELECTRIC CO	4.10	15 Jun, 2049	0.00
TAMPA ELECTRIC CO	4.45	15 Jun, 2049	0.00
SOUTHWEST GAS CORP	5.80	01 Dec, 2027	0.00
COMMONWEALTH EDISON CO	4.70	15 Jan, 2044	0.00
MERCEDES-BENZ FINANCE NORTH AMERICA LLC	5.45	01 Apr, 2035	0.00
OHIO EDISON CO	5.50	15 Jan, 2033	0.00
DAVINCIRE HOLDINGS LTD	5.95	15 Apr, 2035	0.00
REALTY INCOME CORP	2.70	15 Feb, 2032	0.00
SEKISUI HOUSE US INC	2.50	15 Jan, 2031	0.00
ARCHER-DANIELS-MIDLAND CO	4.02	16 Apr, 2043	0.00
LEAR CORP	2.60	15 Jan, 2032	0.00
TWDC ENTERPRISES 18 CORP	4.38	16 Aug, 2041	0.00
HEXCEL CORP	5.88	26 Feb, 2035	0.00
AVNET INC	5.50	01 Jun, 2032	0.00
PRINCIPAL LIFE GLOBAL FUNDING II	5.50	28 Jun, 2028	0.00
EQUINIX INC	2.95	15 Sep, 2051	0.00
CITIGROUP INC	5.77	12 Aug, 2035	0.00
DELMARVA POWER & LIGHT CO	4.15	15 May, 2045	0.00
ASSOCIATED BANC-CORP	6.46	29 Aug, 2030	0.00
W. R. BERKLEY CORP	4.75	01 Aug, 2044	0.00
NEW YORK STATE ELECTRIC & GAS CORP	2.15	01 Oct, 2031	0.00
ARCHER-DANIELS-MIDLAND CO	3.75	15 Sep, 2047	0.00
LAM RESEARCH CORP	3.13	15 Jun, 2060	0.00
JABIL INC	5.45	01 Feb, 2029	0.00
RYDER SYSTEM INC	4.90	01 Dec, 2029	0.00
ASSURANT INC	2.65	15 Jan, 2032	0.00
W.P. CAREY INC	2.45	01 Feb, 2032	0.00
COMMONWEALTH EDISON CO	4.60	15 Aug, 2043	0.00
REXFORD INDUSTRIAL REALTY LP	5.00	15 Jun, 2028	0.00
AVIATION CAPITAL GROUP LLC	4.75	14 Apr, 2027	0.00
OHIO EDISON CO	4.95	15 Dec, 2029	0.00
NISOURCE INC	5.00	15 Jun, 2052	0.00
COMMONWEALTH EDISON CO	4.00	01 Mar, 2049	0.00
CATERPILLAR INC	5.50	15 May, 2055	0.00
RYDER SYSTEM INC	4.85	15 Jun, 2030	0.00
NASDAQ INC	3.95	07 Mar, 2052	0.00
COMMONWEALTH EDISON CO	3.70	01 Mar, 2045	0.00
PACCAR FINANCIAL CORP	4.95	10 Aug, 2028	0.00
EMERSON ELECTRIC CO	5.25	15 Nov, 2039	0.00

Issuer Name	Coupon (%)	Maturity Date	Weight (%)
NESTLE HOLDINGS INC	2.63	14 Sep, 2051	0.00
MITSUBISHI HC CAPITAL UK PLC	5.30	23 Jan, 2028	0.00
AT&T INC	5.70	01 Mar, 2057	0.00
AVISTA CORP	4.35	01 Jun, 2048	0.00
WESTERN MIDSTREAM OPERATING LP	5.50	15 Aug, 2048	0.00
SOUTHWEST GAS CORP	5.45	23 Mar, 2028	0.00
AUTOZONE INC	5.20	01 Aug, 2033	0.00
PROGRESSIVE CORP	3.70	26 Jan, 2045	0.00
EQUITABLE FINANCIAL LIFE GLOBAL FUNDING	5.45	03 Mar, 2028	0.00
MERITAGE HOMES CORP	5.13	06 Jun, 2027	0.00
MARRIOTT INTERNATIONAL INC	4.65	01 Dec, 2028	0.00
RYDER SYSTEM INC	5.00	15 Mar, 2030	0.00
RYDER SYSTEM INC	4.95	01 Sep, 2029	0.00
PACCAR FINANCIAL CORP	4.60	10 Jan, 2028	0.00
GATX CORP	4.55	07 Nov, 2028	0.00
CORNING INC	3.90	15 Nov, 2049	0.00
CUMMINS INC	4.25	09 May, 2028	0.00
FERGUSON FINANCE PLC	4.25	20 Apr, 2027	0.00
CAMPBELL'S CO	3.13	24 Apr, 2050	0.00
RESONA BANK LTD	4.98	22 Jan, 2028	0.00
MERRILL LYNCH BV	4.90	11 Aug, 2030	0.00
CONNECTICUT LIGHT AND POWER CO	4.90	01 Jul, 2033	0.00
KITE REALTY GROUP LP	5.20	15 Aug, 2032	0.00
PEPSICO INC	4.88	01 Nov, 2040	0.00
NEW YORK LIFE GLOBAL FUNDING	4.40	13 Dec, 2027	0.00
BROOKFIELD INFRASTRUCTURE FINANCE ULC	6.75	15 Mar, 2055	0.00
PROTECTIVE LIFE GLOBAL FUNDING	4.71	06 Jul, 2027	0.00
KEYBANK NA	4.39	14 Dec, 2027	0.00
AEP TEXAS INC	3.45	15 Jan, 2050	0.00
KENNAMETAL INC	4.63	15 Jun, 2028	0.00
NATIONAL RURAL UTILITIES COOPERATIVE FINANCE CORP	1.65	15 Jun, 2031	0.00
BANKUNITED INC	5.13	11 Jun, 2030	0.00
NEW ENGLAND POWER CO	5.94	25 Nov, 2052	0.00
PUBLIC SERVICE COMPANY OF NEW HAMPSHIRE	4.40	01 Jul, 2028	0.00
RYDER SYSTEM INC	4.30	15 Jun, 2027	0.00
AVISTA CORP	4.00	01 Apr, 2052	0.00
GOODMAN US FINANCE FOUR LLC	4.50	15 Oct, 2037	0.00
BEAZLEY INSURANCE DAC	5.50	10 Sep, 2029	0.00
SHERWIN-WILLIAMS CO	2.90	15 Mar, 2052	0.00
ANALOG DEVICES INC	4.25	01 Oct, 2032	0.00
AGREE LP	4.80	01 Oct, 2032	0.00
MORGAN STANLEY	3.50	06 Apr, 2027	0.00
HORACE MANN EDUCATORS CORP	4.70	01 Oct, 2030	0.00

Issuer Name	Coupon (%)	Maturity Date	Weight (%)
AEP TEXAS INC	3.45	15 May, 2051	0.00
PUBLIC SERVICE ELECTRIC AND GAS CO	5.50	01 Mar, 2040	0.00
LAZARD GROUP LLC	5.63	01 Aug, 2035	0.00
ELI LILLY AND CO	3.70	01 Mar, 2045	0.00
INGREDION INC	3.90	01 Jun, 2050	0.00
NEW ENGLAND POWER CO	3.80	05 Dec, 2047	0.00
NORFOLK SOUTHERN CORP	5.10	01 Aug, 2118	0.00
TEXAS INSTRUMENTS INC	2.70	15 Sep, 2051	0.00
ASSURANT INC	5.55	15 Feb, 2036	0.00
ITC HOLDINGS CORP	4.95	22 Sep, 2027	0.00
SAN DIEGO GAS & ELECTRIC CO	3.75	01 Jun, 2047	0.00
GREAT-WEST LIFE CO FINANCE 2018 LP	4.05	17 May, 2028	0.00
ASSURANT INC	4.90	27 Mar, 2028	0.00
CONSOLIDATED EDISON COMPANY OF NEW YORK INC	3.80	15 May, 2028	0.00
RYDER SYSTEM INC	4.30	01 Dec, 2030	0.00
WALMART INC	2.38	24 Sep, 2029	0.00
UDR INC	4.40	26 Jan, 2029	0.00
SOUTHWEST GAS CORP	3.70	01 Apr, 2028	0.00
AUTONATION INC	3.80	15 Nov, 2027	0.00
UNUM GROUP	5.25	15 Dec, 2035	0.00
CONNECTICUT LIGHT AND POWER CO	4.95	15 Aug, 2034	0.00
ABN AMRO BANK NV	5.60	08 Apr, 2031	0.00
MARTIN MARIETTA MATERIALS INC	3.45	01 Jun, 2027	0.00
UNITED PARCEL SERVICE INC	3.63	01 Oct, 2042	0.00
CLEVELAND ELECTRIC ILLUMINATING CO	4.55	15 Nov, 2030	0.00
JOHNSON & JOHNSON	4.85	15 May, 2041	0.00
BANK OF AMERICA CORP	4.35	10 Feb, 2031	0.00
WELLS FARGO & CO	4.10	29 Jan, 2029	0.00
MOODY'S CORP	3.10	29 Nov, 2061	0.00
TRAVELERS COMPANIES INC	2.55	27 Apr, 2050	0.00
MASCO CORP	3.50	15 Nov, 2027	0.00
PROGRESSIVE CORP	4.35	25 Apr, 2044	0.00
MARKEL GROUP INC	3.50	01 Nov, 2027	0.00
REGENCY CENTERS LP	4.13	15 Mar, 2028	0.00
WINTRUST FINANCIAL CORP	4.85	06 Jun, 2029	0.00
NXP BV	4.85	19 Aug, 2032	0.00
UDR INC	5.13	01 Sep, 2034	0.00
BAXTER INTERNATIONAL INC	3.50	15 Aug, 2046	0.00
RENAISSANCERE FINANCE INC	3.45	01 Jul, 2027	0.00
NORFOLK SOUTHERN CORP	3.15	01 Jun, 2027	0.00
UDR INC	3.50	01 Jul, 2027	0.00
ROCHESTER GAS AND ELECTRIC CORP	3.10	01 Jun, 2027	0.00
KELLANOVA	5.75	16 May, 2054	0.00

Issuer Name	Coupon (%)	Maturity Date	Weight (%)
CMT MTN PTE LTD	3.61	04 Apr, 2029	0.00
BAXTER INTERNATIONAL INC	4.45	15 Feb, 2029	0.00
SOUTHWEST AIRLINES CO	3.45	16 Nov, 2027	0.00
PECO ENERGY CO	4.60	15 May, 2052	0.00
RESONA BANK LTD	4.29	22 Jan, 2031	0.00
CARDINAL HEALTH INC	4.50	15 Nov, 2044	0.00
NEW YORK STATE ELECTRIC & GAS CORP	5.05	15 Aug, 2035	0.00
WALMART INC	4.30	22 Apr, 2044	0.00
EQUITABLE AMERICA GLOBAL FUNDING	3.95	15 Sep, 2027	0.00
UDR INC	3.50	15 Jan, 2028	0.00
ENTERGY TEXAS INC	4.00	30 Mar, 2029	0.00
CABOT CORP	4.00	01 Jul, 2029	0.00
NSTAR ELECTRIC CO	5.50	15 Mar, 2040	0.00
WILLIS NORTH AMERICA INC	5.15	15 Mar, 2036	0.00
CORNING INC	5.85	15 Nov, 2068	0.00
CROWN CASTLE INC	4.75	15 May, 2047	0.00
CSX CORP	2.50	15 May, 2051	0.00
CANADIAN PACIFIC RAILWAY CO	4.80	15 Sep, 2035	0.00
mitsui fudosan CO LTD	3.95	24 Jan, 2029	0.00
BRISTOL-MYERS SQUIBB CO	4.50	01 Mar, 2044	0.00
CANADIAN NATIONAL RAILWAY CO	4.20	12 Mar, 2031	0.00
BELL TELEPHONE COMPANY OF CANADA OR BELL CANADA	3.20	15 Feb, 2052	0.00
CAMPBELL'S CO	5.25	13 Oct, 2054	0.00
HOWMET AEROSPACE INC	3.90	15 Apr, 2029	0.00
CARDINAL HEALTH INC	4.60	15 Mar, 2043	0.00
AXIS SPECIALTY FINANCE LLC	3.90	15 Jul, 2029	0.00
NORTH HAVEN PRIVATE INCOME FUND LLC	5.75	01 Feb, 2030	0.00
HUBBELL INC	3.15	15 Aug, 2027	0.00
KROGER CO	5.40	15 Jul, 2040	0.00
BELL TELEPHONE COMPANY OF CANADA OR BELL CANADA	3.65	17 Mar, 2051	0.00
TELUS CORPORATION	4.30	15 Jun, 2049	0.00
FEDEX CORP	4.75	15 Nov, 2045	0.00
VENTAS REALTY LP	5.70	30 Sep, 2043	0.00
TRANE TECHNOLOGIES FINANCING LTD	4.50	21 Mar, 2049	0.00
GATX CORP	3.50	15 Mar, 2028	0.00
OWENS CORNING	3.88	01 Jun, 2030	0.00
APA INFRASTRUCTURE LTD	5.00	23 Mar, 2035	0.00
ONCOR ELECTRIC DELIVERY COMPANY LLC	3.70	15 May, 2050	0.00
JPMORGAN CHASE & CO	1.05	23 Jun, 2027	0.00
ONCOR ELECTRIC DELIVERY COMPANY LLC	2.70	15 Nov, 2051	0.00
SOUTHERN CALIFORNIA GAS CO	5.13	15 Nov, 2040	0.00
WEBSTER FINANCIAL CORP	4.10	25 Mar, 2029	0.00
AMERICAN INTERNATIONAL GROUP INC	4.80	10 Jul, 2045	0.00

Issuer Name	Coupon (%)	Maturity Date	Weight (%)
ONE GAS INC	4.25	01 Sep, 2032	0.00
NORTH HAVEN PRIVATE INCOME FUND LLC	5.13	25 Sep, 2028	0.00
RLI CORP	5.38	01 Jun, 2036	0.00
PPL ELECTRIC UTILITIES CORP	4.15	01 Oct, 2045	0.00
PROLOGIS LP	1.75	01 Jul, 2030	0.00
KIMCO REALTY OP LLC	4.45	01 Sep, 2047	0.00
PUBLIC SERVICE ELECTRIC AND GAS CO	3.85	01 May, 2049	0.00
LENNOX INTERNATIONAL INC	1.70	01 Aug, 2027	0.00
AT&T INC	5.15	15 Mar, 2042	0.00
JOHNSON CONTROLS INTERNATIONAL PLC	4.95	02 Jul, 2064	0.00
PUBLIC SERVICE ELECTRIC AND GAS CO	3.00	01 Mar, 2051	0.00
CONNECTICUT LIGHT AND POWER CO	4.15	01 Jun, 2045	0.00
STARBUCKS CORP	4.30	15 Jun, 2045	0.00
DOVER CORP	2.95	04 Nov, 2029	0.00
SEKISUI HOUSE US INC	3.85	15 Jan, 2030	0.00
COMMONWEALTH EDISON CO	3.80	01 Oct, 2042	0.00
MARKEL GROUP INC	3.35	17 Sep, 2029	0.00
TAMPA ELECTRIC CO	4.30	15 Jun, 2048	0.00
UDR INC	1.90	15 Mar, 2033	0.00
CORNING INC	4.70	15 Mar, 2037	0.00
PLAINS ALL AMERICAN PIPELINE LP	4.30	31 Jan, 2043	0.00
WASHINGTON GAS LIGHT CO	3.65	15 Sep, 2049	0.00
MORGAN STANLEY FINANCE LLC	4.83	27 Oct, 2035	0.00
ENTERGY TEXAS INC	5.00	15 Sep, 2052	0.00
NORFOLK SOUTHERN CORP	3.70	15 Mar, 2053	0.00
MCDONALD'S CORP	4.88	15 Jul, 2040	0.00
KIMCO REALTY OP LLC	4.13	01 Dec, 2046	0.00
WHARF REIC FINANCE BVI LTD	2.88	07 May, 2030	0.00
POTOMAC ELECTRIC POWER CO	5.50	15 Mar, 2054	0.00
HERSHEY CO	2.45	15 Nov, 2029	0.00
ONCOR ELECTRIC DELIVERY COMPANY LLC	5.35	01 Oct, 2052	0.00
PPG INDUSTRIES INC	2.80	15 Aug, 2029	0.00
DOLLAR GENERAL CORP	5.50	01 Nov, 2052	0.00
RPM INTERNATIONAL INC	5.25	01 Jun, 2045	0.00
PRINCIPAL FINANCIAL GROUP INC	5.50	15 Mar, 2053	0.00
VALMONT INDUSTRIES INC	5.25	01 Oct, 2054	0.00
GS FINANCE CORP	0.50	29 Dec, 2027	0.00
NNN REIT INC	3.00	15 Apr, 2052	0.00
PPG INDUSTRIES INC	2.55	15 Jun, 2030	0.00
NORFOLK SOUTHERN CORP	3.40	01 Nov, 2049	0.00
XL GROUP PLC	5.25	15 Dec, 2043	0.00
MID-AMERICA APARTMENTS LP	2.75	15 Mar, 2030	0.00
PUBLIC SERVICE ELECTRIC AND GAS CO	2.45	15 Jan, 2030	0.00

Issuer Name	Coupon (%)	Maturity Date	Weight (%)
MATTEL INC	5.45	01 Nov, 2041	0.00
ELI LILLY AND CO	3.95	15 May, 2047	0.00
REVVITY INC	3.63	15 Mar, 2051	0.00
ITC HOLDINGS CORP	5.30	01 Jul, 2043	0.00
HASBRO INC	5.10	15 May, 2044	0.00
KIMBERLY-CLARK CORP	3.90	04 May, 2047	0.00
COMMONWEALTH EDISON CO	3.15	15 Mar, 2032	0.00
TAMPA ELECTRIC CO	3.45	15 Mar, 2051	0.00
PUBLIC SERVICE ELECTRIC AND GAS CO	3.65	01 Sep, 2042	0.00
AVALONBAY COMMUNITIES INC	3.90	15 Oct, 2046	0.00
CITIZENS FINANCIAL GROUP INC	2.50	06 Feb, 2030	0.00
PUBLIC SERVICE COMPANY OF NEW HAMPSHIRE	5.15	15 Jan, 2053	0.00
GATX CORP	5.20	15 Mar, 2044	0.00
CBOE GLOBAL MARKETS INC	3.00	16 Mar, 2032	0.00
ONE GAS INC	2.00	15 May, 2030	0.00
W. R. BERKLEY CORP	3.55	30 Mar, 2052	0.00
SWISS RE TREASURY (US) CORP	4.25	06 Dec, 2042	0.00
PIEDMONT OPERATING PARTNERSHIP LP	3.15	15 Aug, 2030	0.00
SOUTHERN CALIFORNIA GAS CO	3.75	15 Sep, 2042	0.00
ASTRAZENECA PLC	2.13	06 Aug, 2050	0.00
AVNET INC	3.00	15 May, 2031	0.00
SAN DIEGO GAS & ELECTRIC CO	3.32	15 Apr, 2050	0.00
PIEDMONT NATURAL GAS COMPANY INC	3.35	01 Jun, 2050	0.00
KENNAMETAL INC	2.80	01 Mar, 2031	0.00
HANOVER INSURANCE GROUP INC	2.50	01 Sep, 2030	0.00
CARGILL INC	3.88	23 May, 2049	0.00
RPM INTERNATIONAL INC	2.95	15 Jan, 2032	0.00
SELECTIVE INSURANCE GROUP INC	5.38	01 Mar, 2049	0.00
HERSHEY CO	3.13	15 Nov, 2049	0.00
AT&T INC	4.85	15 Jul, 2045	0.00
MOSAIC CO	4.88	15 Nov, 2041	0.00
WESTERN UNION CO	2.75	15 Mar, 2031	0.00
HUBBELL INC	2.30	15 Mar, 2031	0.00
TAMPA ELECTRIC CO	5.00	15 Jul, 2052	0.00
JAB HOLDINGS BV	2.20	23 Nov, 2030	0.00
TRANE TECHNOLOGIES FINANCING LTD	4.65	01 Nov, 2044	0.00
AMERICAN WATER CAPITAL CORP	4.30	01 Sep, 2045	0.00
COMMONWEALTH EDISON CO	2.75	01 Sep, 2051	0.00
PUBLIC SERVICE ELECTRIC AND GAS CO	3.20	01 Aug, 2049	0.00
PEPSICO INC	4.25	22 Oct, 2044	0.00
NVENT FINANCE SARL	2.75	15 Nov, 2031	0.00
MASCO CORP	2.00	01 Oct, 2030	0.00
STEEL DYNAMICS INC	3.25	15 Oct, 2050	0.00

Issuer Name	Coupon (%)	Maturity Date	Weight (%)
PROLOGIS LP	2.13	15 Oct, 2050	0.00
VODAFONE GROUP PLC	5.13	19 Jun, 2059	0.00
KEYSPAN GAS EAST CORP	3.59	18 Jan, 2052	0.00
ECOLAB INC	2.13	15 Aug, 2050	0.00
NETSCOUT SYSTEMS INC	2.57	21 Jan, 2032	0.00
VENTAS REALTY LP	4.88	15 Apr, 2049	0.00
QUEST DIAGNOSTICS INC	4.70	30 Mar, 2045	0.00
SOUTHERN CALIFORNIA GAS CO	3.95	15 Feb, 2050	0.00
REPUBLIC SERVICES INC	3.05	01 Mar, 2050	0.00
NNN REIT INC	4.80	15 Oct, 2048	0.00
PPL ELECTRIC UTILITIES CORP	3.00	01 Oct, 2049	0.00
BALTIMORE GAS AND ELECTRIC CO	3.20	15 Sep, 2049	0.00
CMS ENERGY CORP	4.88	01 Mar, 2044	0.00
EQUITABLE FINANCIAL LIFE GLOBAL FUNDING	1.75	15 Nov, 2030	0.00
FIDELITY NATIONAL INFORMATION SERVICES INC	4.50	15 Aug, 2046	0.00
NSTAR ELECTRIC CO	1.95	15 Aug, 2031	0.00
DOLLAR TREE INC	3.38	01 Dec, 2051	0.00
CSX CORP	4.40	01 Mar, 2043	0.00
PRINCIPAL LIFE GLOBAL FUNDING II	1.63	19 Nov, 2030	0.00
VOYA FINANCIAL INC	4.80	15 Jun, 2046	0.00
PRINCIPAL FINANCIAL GROUP INC	4.63	15 Sep, 2042	0.00
PIEDMONT NATURAL GAS COMPANY INC	4.65	01 Aug, 2043	0.00
CROWN CASTLE INC	4.00	15 Nov, 2049	0.00
KIMCO REALTY OP LLC	3.70	01 Oct, 2049	0.00
UDR INC	3.10	01 Nov, 2034	0.00
PUBLIC SERVICE ELECTRIC AND GAS CO	3.60	01 Dec, 2047	0.00
ERP OPERATING LP	4.50	01 Jun, 2045	0.00
MEDTRONIC INC	4.00	01 Apr, 2043	0.00
PUBLIC SERVICE ELECTRIC AND GAS CO	4.05	01 May, 2048	0.00
CONSOLIDATED EDISON COMPANY OF NEW YORK INC	4.00	15 Nov, 2057	0.00
PIEDMONT OPERATING PARTNERSHIP LP	2.75	01 Apr, 2032	0.00
3M CO	3.88	15 Jun, 2044	0.00
APOLLO MANAGEMENT HOLDINGS LP	5.00	15 Mar, 2048	0.00
HARTFORD INSURANCE GROUP INC	4.30	15 Apr, 2043	0.00
AGREE LP	2.60	15 Jun, 2033	0.00
PRINCIPAL FINANCIAL GROUP INC	4.35	15 May, 2043	0.00
NSTAR ELECTRIC CO	4.40	01 Mar, 2044	0.00
PEPSICO INC	3.50	19 Mar, 2040	0.00
TAMPA ELECTRIC CO	4.35	15 May, 2044	0.00
FLOWERS FOODS INC	6.20	15 Mar, 2055	0.00
REGENCY CENTERS LP	4.65	15 Mar, 2049	0.00
BALTIMORE GAS AND ELECTRIC CO	2.90	15 Jun, 2050	0.00
ROCKWELL AUTOMATION INC	2.80	15 Aug, 2061	0.00

Issuer Name	Coupon (%)	Maturity Date	Weight (%)
INTERNATIONAL FLAVORS & FRAGRANCES INC	3.27	15 Nov, 2040	0.00
TAMPA ELECTRIC CO	4.10	15 Jun, 2042	0.00
AVALONBAY COMMUNITIES INC	4.35	15 Apr, 2048	0.00
PECO ENERGY CO	4.15	01 Oct, 2044	0.00
CENTRAL JAPAN RAILWAY CO	4.25	24 Nov, 2045	0.00
VENTAS REALTY LP	4.38	01 Feb, 2045	0.00
PPL ELECTRIC UTILITIES CORP	4.13	15 Jun, 2044	0.00
UDR INC	2.10	15 Jun, 2033	0.00
PRINCIPAL FINANCIAL GROUP INC	4.30	15 Nov, 2046	0.00
TRANE TECHNOLOGIES HOLDCO INC	4.30	21 Feb, 2048	0.00
PROLOGIS LP	4.38	15 Sep, 2048	0.00
NEW ENGLAND POWER CO	2.81	06 Oct, 2050	0.00
DARDEN RESTAURANTS INC	4.55	15 Feb, 2048	0.00
SHERWIN-WILLIAMS CO	4.00	15 Dec, 2042	0.00
AVALONBAY COMMUNITIES INC	4.15	01 Jul, 2047	0.00
PECO ENERGY CO	3.70	15 Sep, 2047	0.00
ONCOR ELECTRIC DELIVERY COMPANY LLC	3.80	30 Sep, 2047	0.00
BALTIMORE GAS AND ELECTRIC CO	4.25	15 Sep, 2048	0.00
APTIV SWISS HOLDINGS LTD	4.40	01 Oct, 2046	0.00
PECO ENERGY CO	3.05	15 Mar, 2051	0.00
ERP OPERATING LP	4.00	01 Aug, 2047	0.00
HARLEY-DAVIDSON INC	4.63	28 Jul, 2045	0.00
MARKEL GROUP INC	4.30	01 Nov, 2047	0.00
AMERICAN WATER CAPITAL CORP	4.00	01 Dec, 2046	0.00
RPM INTERNATIONAL INC	4.25	15 Jan, 2048	0.00
TEXAS INSTRUMENTS INC	4.10	16 Aug, 2052	0.00
EATON CORP	3.92	15 Sep, 2047	0.00
BRIGHTHOUSE FINANCIAL INC	3.85	22 Dec, 2051	0.00
AMERICAN HOMES 4 RENT LP	4.30	15 Apr, 2052	0.00
MCCORMICK & COMPANY INC	4.20	15 Aug, 2047	0.00
PUBLIC SERVICE ELECTRIC AND GAS CO	2.70	01 May, 2050	0.00
SOUTHWEST GAS CORP	4.15	01 Jun, 2049	0.00
LEAR CORP	3.55	15 Jan, 2052	0.00
AEP TEXAS INC	4.15	01 May, 2049	0.00
SOUTHWEST GAS CORP	3.80	29 Sep, 2046	0.00
PECO ENERGY CO	2.85	15 Sep, 2051	0.00
SEKISUI HOUSE US INC	3.97	06 Aug, 2061	0.00
BALTIMORE GAS AND ELECTRIC CO	3.75	15 Aug, 2047	0.00
AEP TEXAS INC	3.80	01 Oct, 2047	0.00
PIEDMONT NATURAL GAS COMPANY INC	3.64	01 Nov, 2046	0.00
HERSHEY CO	3.38	15 Aug, 2046	0.00
PUBLIC SERVICE COMPANY OF NEW HAMPSHIRE	3.60	01 Jul, 2049	0.00
TAMPA ELECTRIC CO	3.63	15 Jun, 2050	0.00

Issuer Name	Coupon (%)	Maturity Date	Weight (%)
FRANKLIN RESOURCES INC	2.95	12 Aug, 2051	0.00
MARSH & MCLENNAN COMPANIES INC	2.90	15 Dec, 2051	0.00
PECO ENERGY CO	2.80	15 Jun, 2050	0.00
ARTHUR J. GALLAGHER & CO.	3.05	09 Mar, 2052	0.00
UNION PACIFIC CORP	3.35	15 Aug, 2046	0.00
HERSHEY CO	2.65	01 Jun, 2050	0.00
PROLOGIS LP	3.05	01 Mar, 2050	0.00
PECO ENERGY CO	3.00	15 Sep, 2049	0.00
SPIRE MISSOURI INC	3.30	01 Jun, 2051	0.00
COMMONWEALTH EDISON CO	3.20	15 Nov, 2049	0.00
MOODY'S CORP	3.25	20 May, 2050	0.00
W. R. BERKLEY CORP	3.15	30 Sep, 2061	0.00
NEW YORK STATE ELECTRIC & GAS CORP	3.30	15 Sep, 2049	0.00
PUBLIC SERVICE ELECTRIC AND GAS CO	3.15	01 Jan, 2050	0.00
PUBLIC SERVICE ELECTRIC AND GAS CO	2.05	01 Aug, 2050	0.00
AMERICAN HOMES 4 RENT LP	3.38	15 Jul, 2051	0.00
NSTAR ELECTRIC CO	3.10	01 Jun, 2051	0.00
SOUTHWEST GAS CORP	3.18	15 Aug, 2051	0.00
NNN REIT INC	3.10	15 Apr, 2050	0.00
MASCO CORP	3.13	15 Feb, 2051	0.00
MID-AMERICA APARTMENTS LP	2.88	15 Sep, 2051	0.00
LINDE INC	2.00	10 Aug, 2050	0.00

Index Framework

The MSCI USD IG Sustainable SRI Corporate Bond Index is constructed from the MSCI USD IG Broad Corporate Bond with Reg S Index by incorporating business exclusion screens based on involvement in Controversial Weapons, Civilian Firearms, Nuclear Weapons, Tobacco, Adult Entertainment, Alcohol, Conventional Weapons, Gambling, Genetically Modified Organisms, Nuclear Power, Fossil Fuel Reserves, Fossil Fuel Extraction, Thermal Coal Based Power Generation, Controversies Score and ESG Rating. The screened securities which are eligible for inclusion in the MSCI USD IG Sustainable SRI Corporate Bond Index are weighted in proportion of their weight in the MSCI USD IG Broad Corporate Bond with Reg S Index. The Indexes are rebalanced on a monthly basis to coincide with the monthly index review of the MSCI Corporate Bond Indexes. The pro forma Indexes are in general announced three business days before the effective date of rebalancing.

This summary is provided for illustrative purposes only and does not include all material elements of the index or its methodology. For a complete description of the index methodology, please see [Index methodology - MSCI](#).

ABOUT MSCI INC.

MSCI (NYSE: MSCI Inc.) strengthens global markets by connecting participants across the financial ecosystem with a common language. Our research-based data, analytics and indexes, supported by advanced technology, set standards for global investors and help our clients understand risks and opportunities so they can make better decisions and unlock innovation. We serve asset managers and owners, private-market sponsors and investors, hedge funds, wealth managers, banks, insurers and corporates. To learn more, please visit www.msci.com

The data, data feeds, databases, reports, text, graphs, charts, images, videos, recordings, models, metrics, analytics, indexes, assessments, ratings, scores, software, websites, products, services and other information delivered in connection with this notice (the "Information"): (a) are proprietary information of MSCI and its suppliers, (b) may not be used for commercial purposes without prior written permission from MSCI Inc. or its affiliates ("MSCI"), and (c) are not investment advice and must not be relied on as such. The Information and its use are further subject to the disclaimer at <https://www.msci.com/legal/notice-and-disclaimer>. As detailed therein, MSCI AND ITS SUPPLIERS MAKE NO EXPRESS OR IMPLIED WARRANTIES OF MERCHANTABILITY, FITNESS FOR A PARTICULAR PURPOSE OR OTHERWISE WITH RESPECT TO THE INFORMATION HEREIN AND DISCLAIM ALL LIABILITY TO THE MAXIMUM EXTENT PERMITTED BY LAW. For information about how MSCI collects and uses personal data, refer to <https://www.msci.com/privacy-pledge>.

© 2025 MSCI Inc. All rights reserved.