

Digital Wallets

The Future of Global Payments

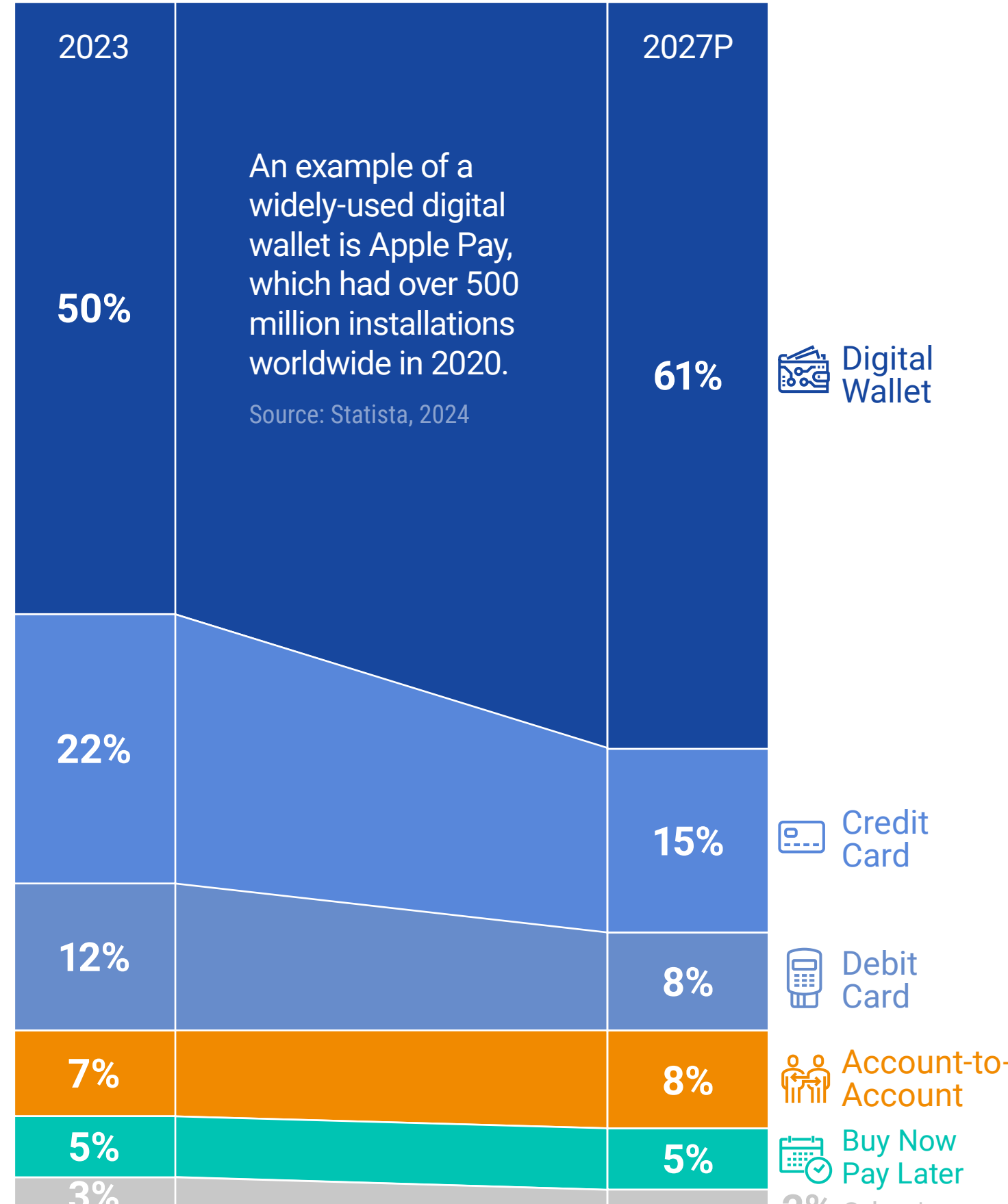
Globally, cash and cards no longer make up the lion's share of retail transactions.

Today, fueled by innovation in financial technology, digital wallets have become the top choice for online and in-store shopping.

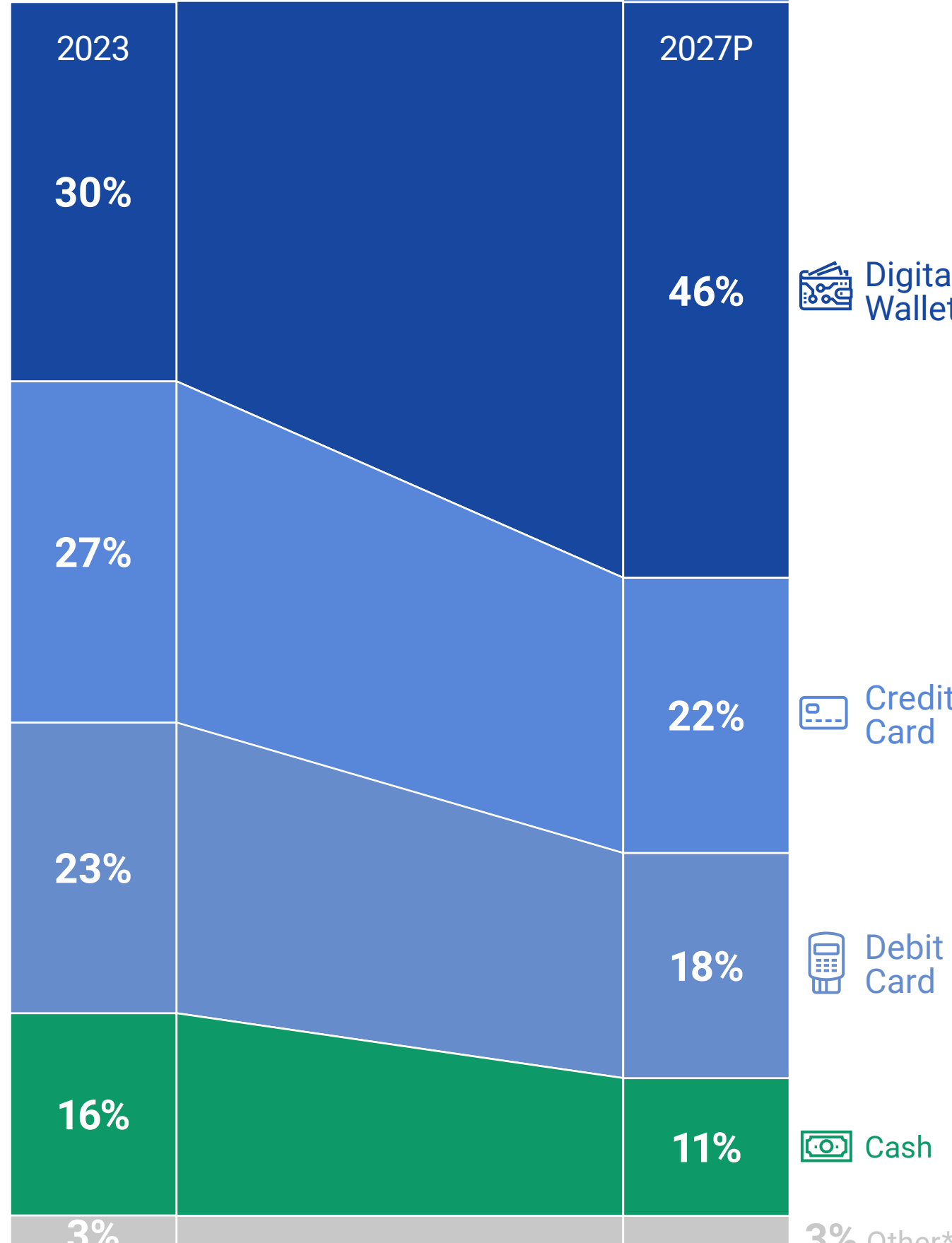
Top Global Payment Methods

% Total of Transactional Value

eCommerce



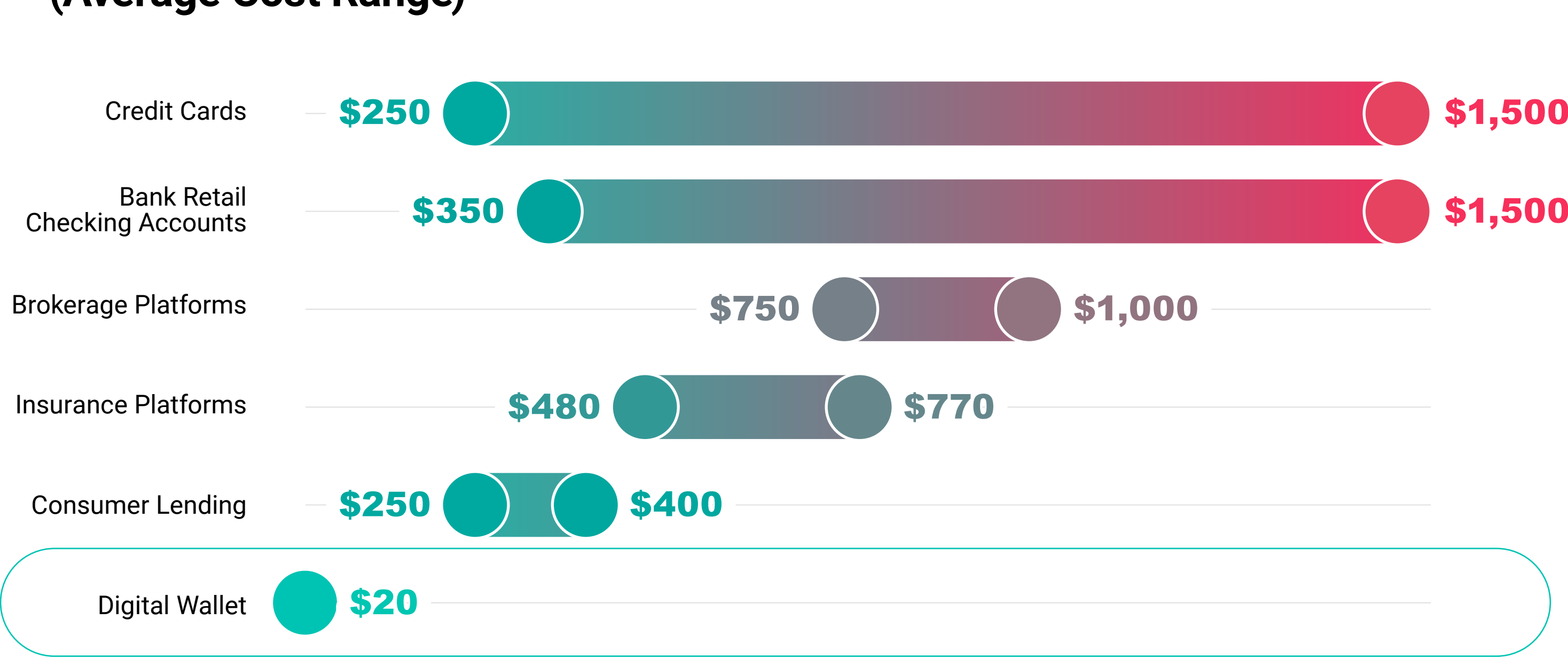
Point of Sale



What Drives Digital Wallet Use?

For companies developing digital wallets, low customer acquisition costs compared to other financial products have been essential to their growth.

Customer Acquisition Costs for Financial Products (Average Cost Range)



Digital wallets also offer consumers a variety of benefits depending on the individual wallet.



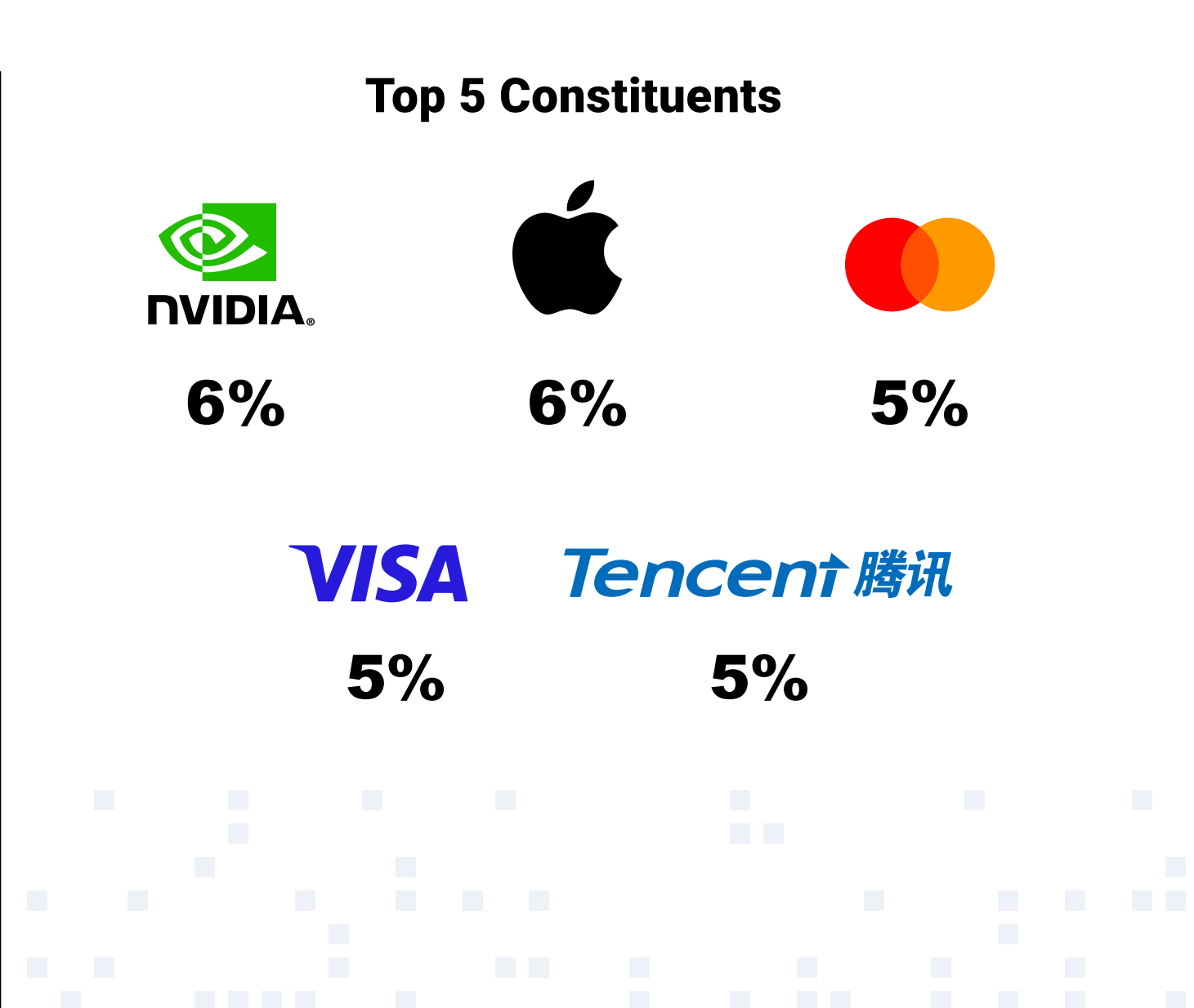
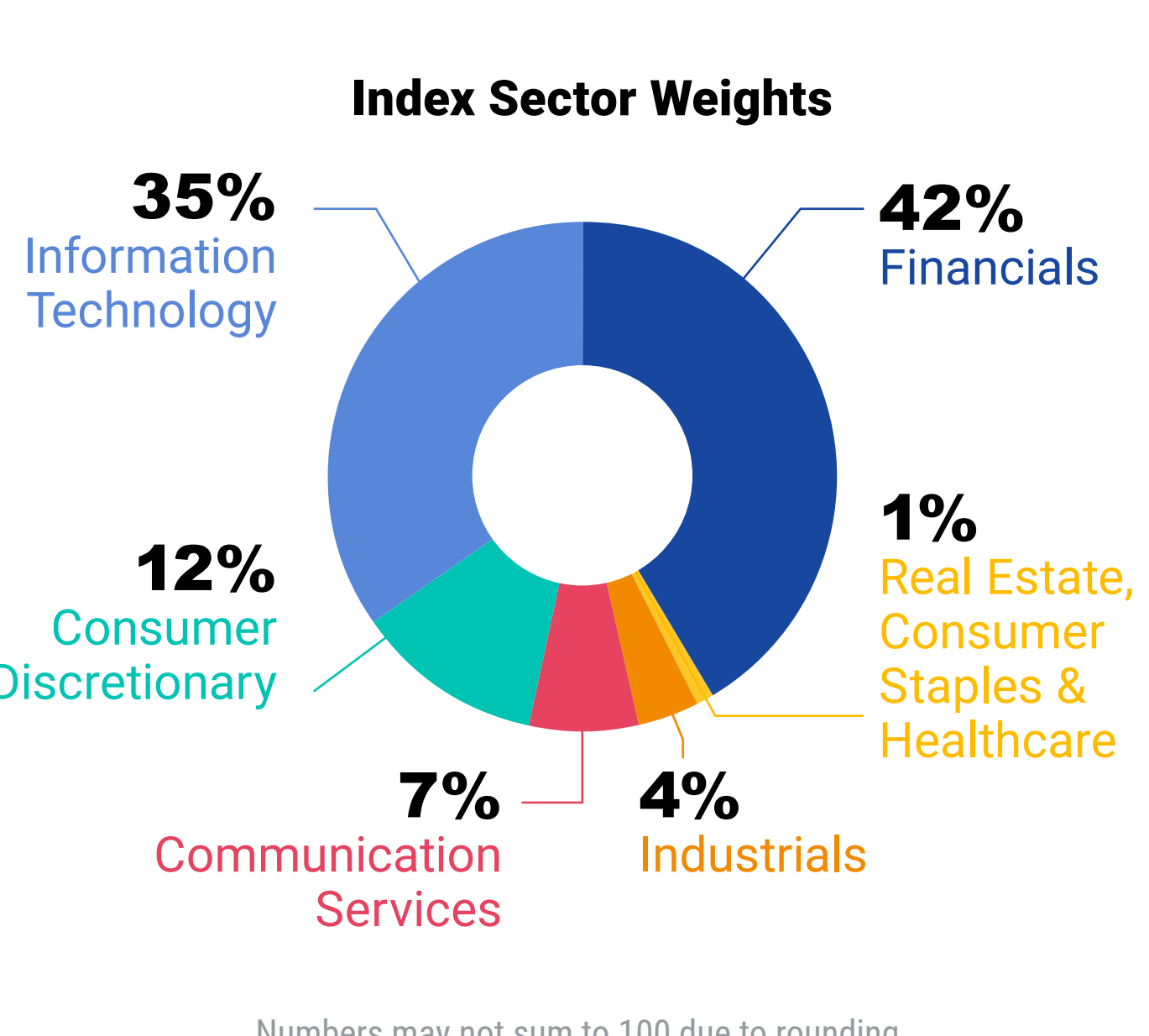
Gaining Exposure to Fintech Innovation

The MSCI Fintech Innovation Indexes include companies associated with the development of new products and services as a result of technological innovation in the financial sector.

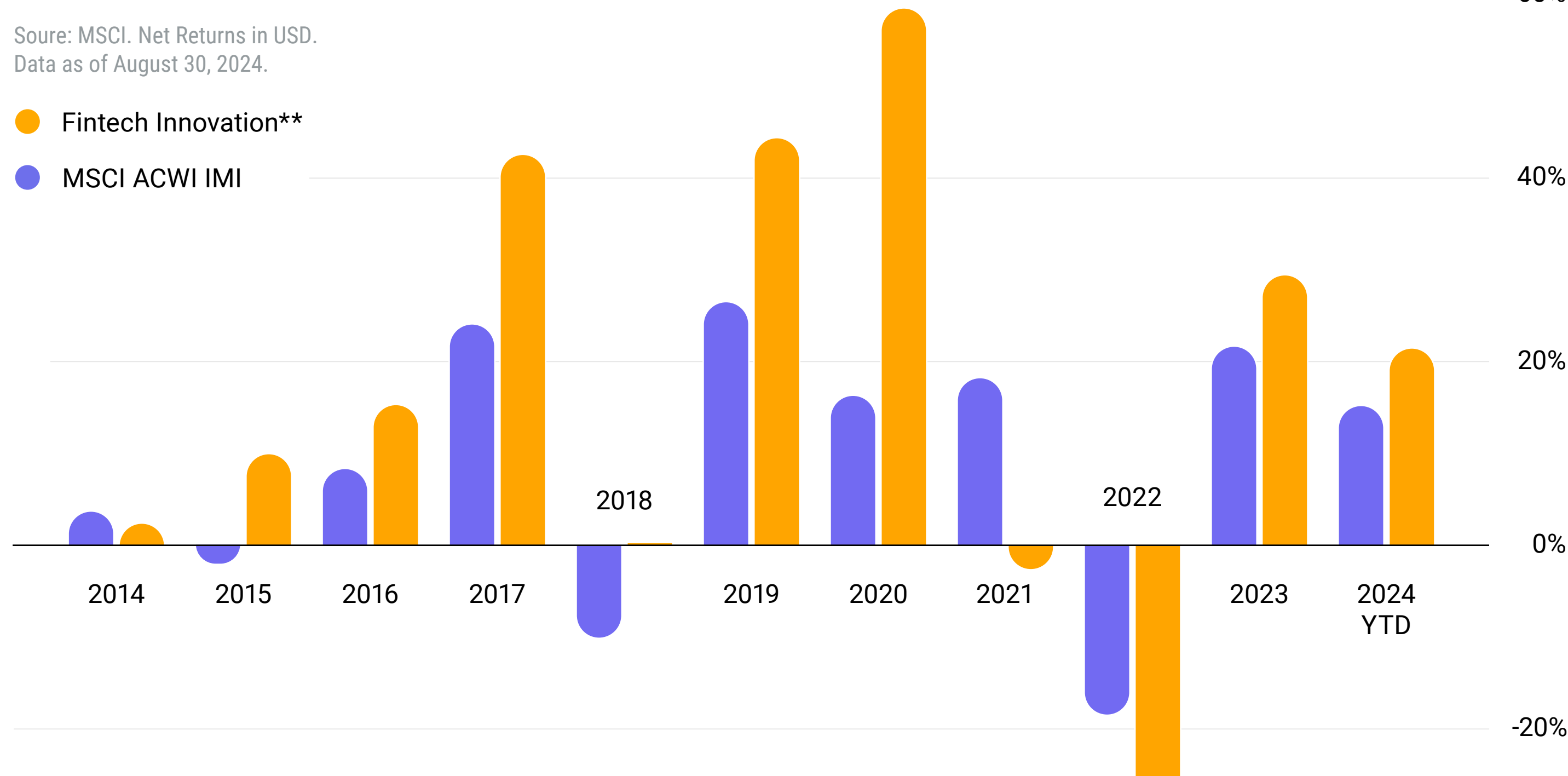
There are two indexes within this theme:

- 1 MSCI ACWI IMI Fintech Innovation Index includes securities from 23 developed and 24 emerging markets.
- 2 MSCI World IMI Fintech Innovation 30 Index provides exposure to the top 30 global companies related to the theme.

The MSCI ACWI IMI Fintech Innovation index comprises mainly large-cap companies in the finance or IT sectors.



Annual Performance of the MSCI ACWI IMI Fintech Innovation Index



MSCI thematic indexes are rules-based, transparent, and regularly updated to take advantage of technological innovation.

Explore the indexes

msci.com/our-solutions/indexes/thematic-investing

Powering better investment decisions. msci.com

© 2024 MSCI Inc. All rights reserved

**This report may contain analysis of historical data, which may include hypothetical, backtested or simulated performance results. There are frequently material differences between backtested or simulated performance results and actual results subsequently achieved by any investment strategy.

The analysis and observations in this report are limited solely to the period of the relevant historical data, backtest or simulation. Past performance – whether actual, backtested or simulated – is no indication or guarantee of future performance. None of the information or analysis herein is intended to constitute investment advice or a recommendation to make (or refrain from making) any kind of investment decision or asset allocation and should not be relied on as such.

ABOUT MSCI MSCI is a leading provider of critical decision support tools and services for the global investment community. With over 50 years of expertise in research, data and technology, we power better investment decisions by enabling clients to understand and analyze key drivers of risk and return and confidently build more effective portfolios. We create industry-leading research-enhanced solutions that clients use to gain insight into and improve transparency across the investment process.

MSCI notice and disclaimer The information contained herein (the "Information") may not be reproduced or disseminated in whole or in part without prior written permission from MSCI. The Information may not be used to verify or correct other data, to create any derivative works, to create indexes, risk models, or analytics, or in connection with issuing, offering, sponsoring, managing or marketing any securities, portfolios, financial products or other investment vehicles. Historical data and analysis should not be taken as an indication or guarantee of any future performance, analysis, forecast or prediction. None of the information or MSCI index or other product or service constitutes an offer to buy or sell, or a promotion or recommendation of, any security, financial instrument or product or trading strategy. Further, none of the information or any MSCI index is intended to constitute investment advice or a recommendation to make (or refrain from making) any kind of investment decision and may not be relied on as such. The information is provided "as is" and the user of the information assumes the entire risk of any use it may make or permit to be made of the information. NONE OF MSCI INC. OR ANY OF ITS SUBSIDIARIES OR ITS OR THEIR DIRECT OR INDIRECT SUPPLIERS OR ANY THIRD PARTY INVOLVED IN MAKING OR COMPILING THE INFORMATION (EACH AN "INFORMATION PROVIDER") MAKES ANY WARRANTIES OR REPRESENTATIONS AND, TO THE MAXIMUM EXTENT PERMITTED BY LAW, EACH INFORMATION PROVIDER HEREBY EXPRESSLY DISCLAIMS ALL IMPLIED WARRANTIES, INCLUDING WARRANTIES OF MERCHANTABILITY AND FITNESS FOR A PARTICULAR PURPOSE. WITHOUT LIMITING ANY OF THE FOREGOING AND TO THE MAXIMUM EXTENT PERMITTED BY LAW, IN NO EVENT SHALL ANY OF THE INFORMATION PROVIDERS HAVE ANY LIABILITY REGARDING ANY OF THE INFORMATION FOR ANY DIRECT, INDIRECT, SPECIAL, PUNITIVE, CONSEQUENTIAL (INCLUDING LOST PROFITS) OR ANY OTHER DAMAGES EVEN IF NOTIFIED OF THE POSSIBILITY OF SUCH DAMAGES. The foregoing shall not exclude or limit any liability that may not be applicable by law be excluded or limited. Privacy notice: For information about how MSCI collects and uses personal data, please refer to our Privacy Notice at <https://www.msci.com/privacy-pledge>.

Important Notice: This document is intended for institutional professionals and not intended to provide any investment advice or recommendation and must not be relied upon as such. Review the disclaimer at the end of this document and at <https://www.msci.com/notice-and-disclaimer> for further information.