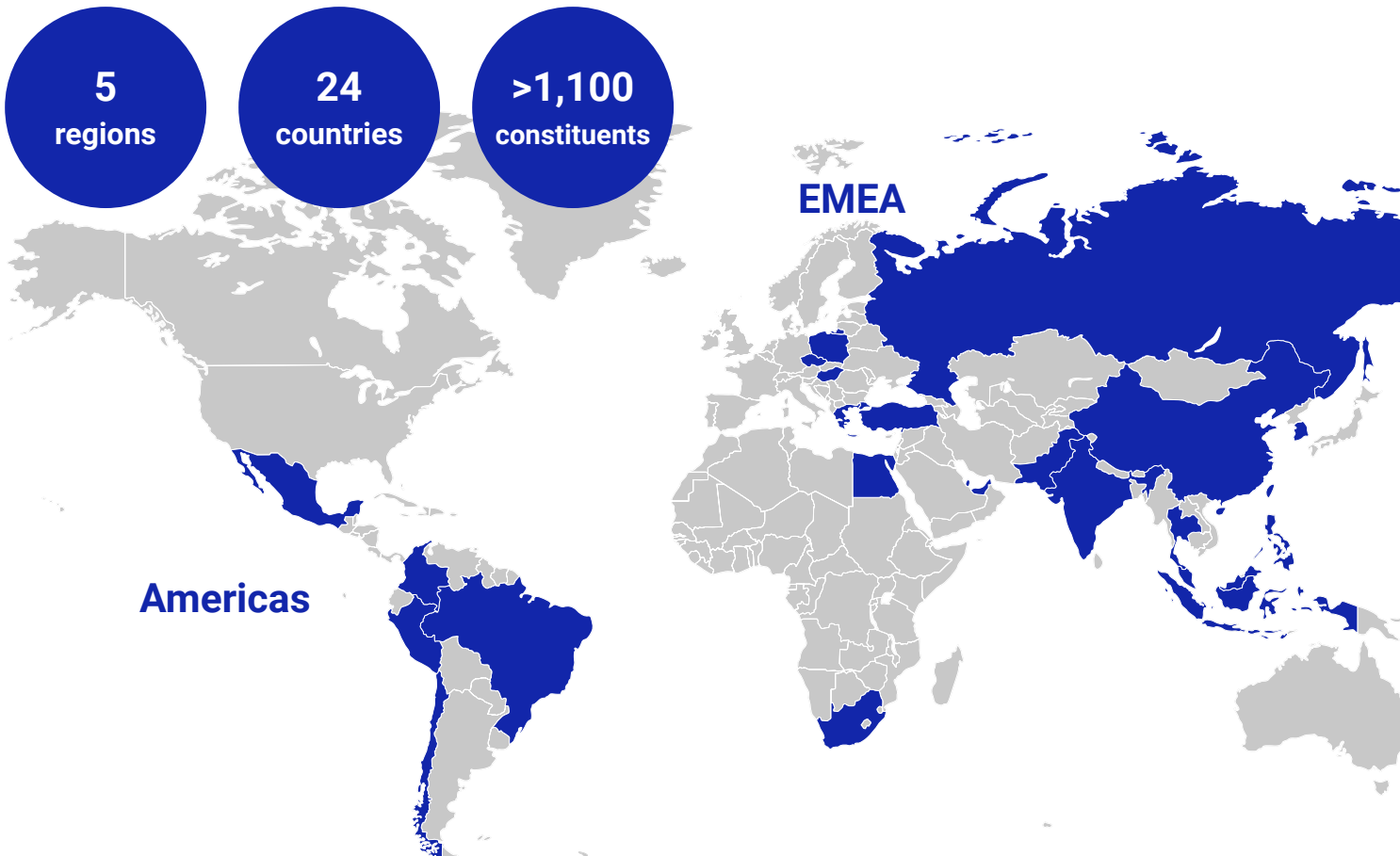




# Emerging markets

THE MODERN INDEX STRATEGY



# Modern \_\_\_\_\_index strategy

MSCI indexing offers a modern, seamless and fully integrated approach to measuring the full equity opportunity set, with no gaps or overlaps.

## Modern

Evolves to measure and capture equity markets as they exist today

Our indexes are built using an innovative maintenance methodology that provides superior balance between the need for a stable index that is flexible enough to adjust quickly to a constantly changing opportunity set. We provide timely and consistent treatment of corporate events and synchronized rebalancings, globally.

## Seamless

Covers the full opportunity set and all its segments, including GICS® sectors

All of MSCI's indexes are created using the Global Industry Classification Standard (GICS®), an industry classification system developed by MSCI and S&P Global, which provides a common framework to classify stocks. They offer exhaustive coverage of the investable opportunity set with non-overlapping size and style segmentation.

## Integrated

Consistent methodology for every market

Where other providers use either a long- or short-term liquidity measure to assess the eligibility of stocks for their indexes, MSCI uses both, recognizing the differences in liquidity between developed and emerging markets and enhancing the investability and replicability of our indexes. MSCI puts strong emphasis on investability and replicability of its indexes through the use of size and liquidity screens.



APAC

# MSCI delivers the modern index strategy

The MSCI Emerging Markets Index is designed to represent the performance of large- and mid-cap securities in 24 Emerging Markets.<sup>1</sup> As of December 2018, it had more than 1100 constituents and covered approximately 85% of the free float-adjusted market capitalization in each country.

The index is built using MSCI's Global Investable Market Index (GIMI) methodology, which is designed to take into account variations reflecting conditions across regions, market-cap segments, sectors and styles.

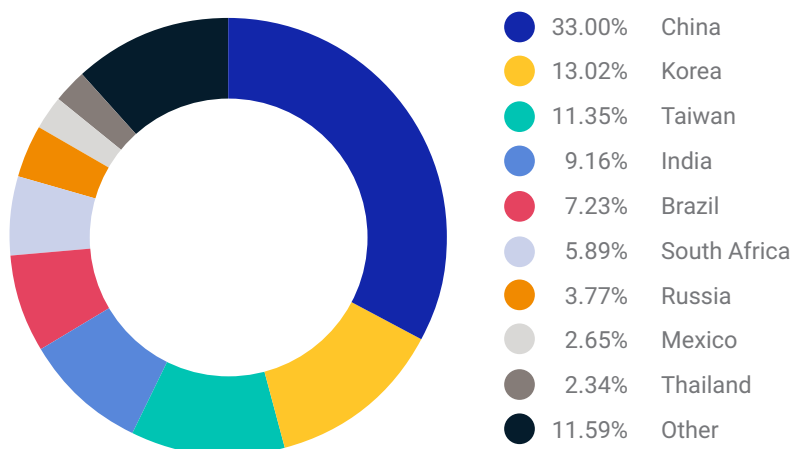
## MSCI Emerging Markets Index performance chart<sup>2</sup> - gross returns (USD)



<sup>1</sup> The emerging markets are: Brazil, Chile, China, Colombia, Czech Republic, Egypt, Greece, Hungary, India, Indonesia, Korea, Malaysia, Mexico, Pakistan, Peru, Philippines, Poland, Russia, Qatar, South Africa, Taiwan, Thailand, Turkey and United Arab Emirates

<sup>2</sup> MSCI data as of December 31, 2018

## MSCI Emerging Markets Index country allocation<sup>3</sup>



## the index matters

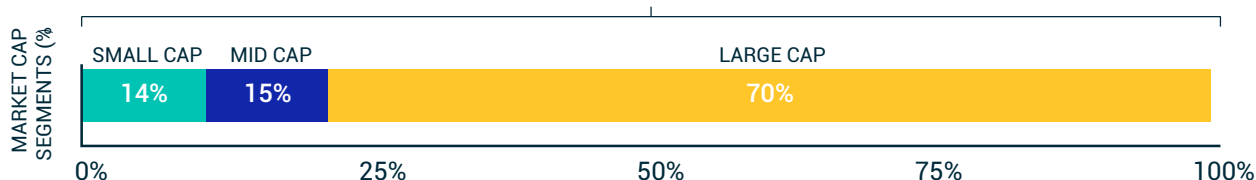
For the past 30 years, emerging markets have evolved from a marginal consideration to a cornerstone of diversified equity portfolios. To capitalize on the unique attributes of these vibrant economies—namely, superior growth potential, low correlation and relative scarcity of information—investors need reliable tools to mine the full opportunity set and navigate the risks inherent in investing far afield. Using a reliable index that continuously adapts to reflect both the composition and appeal of these markets is key to understanding the unique drivers of risk and return and to making better-informed investment decisions. **Informing the world's leading investment decision-makers.**

The MSCI Global Equity Indexes are used by professional investors worldwide for investment analysis, performance measurement, asset allocation, hedging and the creation of a wide range of index derivatives, funds, ETFs and structured products. From market cap-weighted regional, country and sector indexes to indexes based on strategies such as factor and environmental, social, governance (ESG) investing, the Modern Index Strategy enables clients to construct and monitor portfolios in a cohesive and consistent manner, avoiding benchmark misfits and uncompensated risks.

The MSCI Emerging Markets suite of indexes offers large-cap, mid-cap, small-cap and investable-market (IMI) indexes.<sup>4</sup>

## Complete coverage of the investment opportunity

99% The Investable Market Opportunity Set



<sup>3</sup> Data as of March 29, 2019

<sup>4</sup> They are: the MSCI Emerging Markets Index, MSCI Emerging Markets Investable Market Index (IMI), MSCI Emerging Markets Large Cap Index, MSCI Emerging Markets Mid Cap Index and MSCI Emerging Markets Small Cap Index

MSCI's index

# advantages and benefits

## Global coverage

---

With more than 200,000 indexes to choose from, MSCI offers extensive representation of the global equity opportunity set.

## Research

---

For more than 45 years, MSCI's research-based indexes and analytics have helped the world's leading institutional investors build and manage better portfolios.

## Product development

---

MSCI has created innovative indexes that can be utilized by the passive investment industry.

## Consistent framework

---

All of MSCI's Global Investable Market Indexes offer a building-block approach with a rules-based, consistent methodology designed to allow institutional investors to identify unintended bets, risks, gaps or overlaps.

## Replicability

---

Minimum free-float requirements for eligibility and free float-adjusted capitalization weighting to reflect the size of each investment opportunity and facilitate replicability of the indexes.

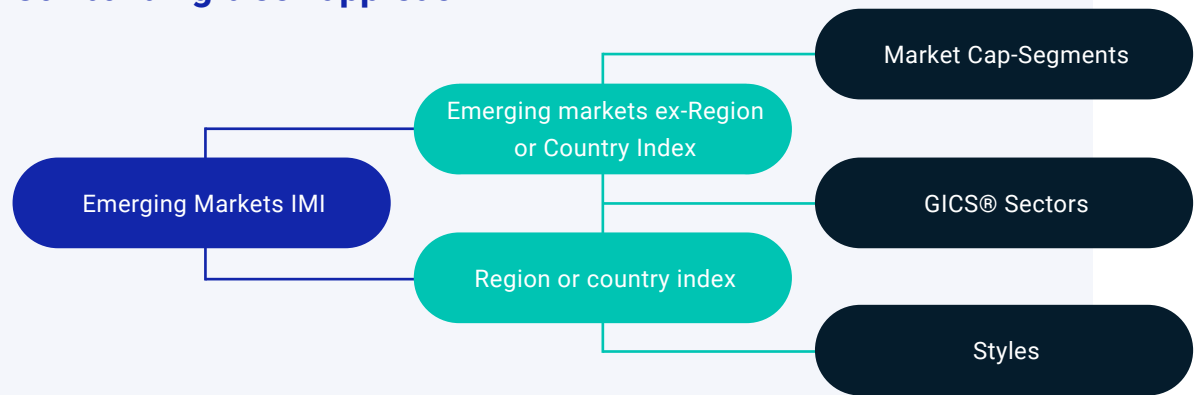
## Performance measurement and attribution

---

Industry-leading indexes for global mandates - with regional, country, sector and other subsets - are available for more-targeted investment mandates.



## Our building block approach





## About MSCI Inc.

---

MSCI is a leading provider of critical decision support tools and services for the global investment community. With over 45 years of expertise in research, data and technology, we power better investment decisions by enabling clients to understand and analyze key drivers of risk and return and confidently build more effective portfolios. We create industry-leading research-enhanced solutions that clients use to gain insight into and improve transparency across the investment process.

To learn more, please visit [www.msci.com](http://www.msci.com).

The information contained herein (the "Information") may not be reproduced or disseminated in whole or in part without prior written permission from MSCI. The Information may not be used to verify or correct other data, to create indexes, risk models, or analytics, or in connection with issuing, offering, sponsoring, managing or marketing any securities, portfolios, financial products or other investment vehicles. Historical data and analysis should not be taken as an indication or guarantee of any future performance, analysis, forecast or prediction. None of the Information or MSCI index or other product or service constitutes an offer to buy or sell, or a promotion or recommendation of, any security, financial instrument or product or trading strategy. Further, none of the Information or any MSCI index is intended to constitute investment advice or a recommendation to make (or refrain from making) any kind of investment decision and may not be relied on as such. The Information is provided "as is" and the user of the Information assumes the entire risk of any use it may make or permit to be made of the Information. NONE OF MSCI INC. OR ANY OF ITS SUBSIDIARIES OR ITS OR THEIR DIRECT OR INDIRECT SUPPLIERS OR ANY THIRD PARTY INVOLVED IN THE MAKING OR COMPILING OF THE INFORMATION (EACH, AN "MSCI PARTY") MAKES ANY WARRANTIES OR REPRESENTATIONS AND, TO THE MAXIMUM EXTENT PERMITTED BY LAW, EACH MSCI PARTY HEREBY EXPRESSLY DISCLAIMS ALL IMPLIED WARRANTIES, INCLUDING WARRANTIES OF MERCHANTABILITY AND FITNESS FOR A PARTICULAR PURPOSE. WITHOUT LIMITING ANY OF THE FOREGOING AND TO THE MAXIMUM EXTENT PERMITTED BY LAW, IN NO EVENT SHALL ANY OF THE MSCI PARTIES HAVE ANY LIABILITY REGARDING ANY OF THE INFORMATION FOR ANY DIRECT, INDIRECT, SPECIAL, PUNITIVE, CONSEQUENTIAL (INCLUDING LOST PROFITS) OR ANY OTHER DAMAGES EVEN IF NOTIFIED OF THE POSSIBILITY OF SUCH DAMAGES. The foregoing shall not exclude or limit any liability that may not by applicable law be excluded or limited.