



HOW DO YOU SEE THE WORLD?

THE MODERN INDEX STRATEGY

[msci.com](https://www.msci.com)

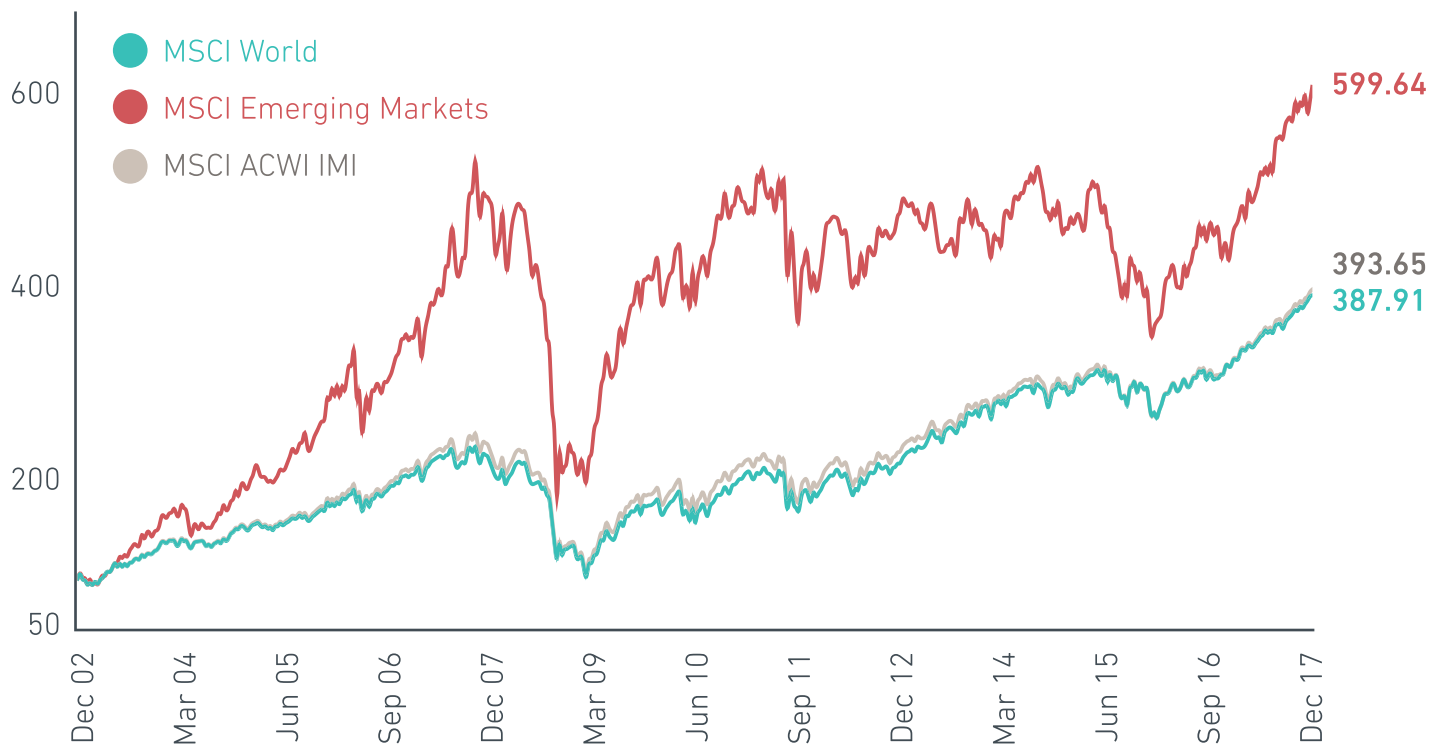


MSCI DELIVERS THE MODERN INDEX STRATEGY

The **MSCI World Index** is designed to represent the performance of large- and mid-cap stocks across 23 developed markets.¹ With more than 1,600 constituents, it covered approximately 85% of the free float-adjusted market capitalization in each country as of December 2017.

The index is built using MSCI's Global Investable Market Index (GIMI) methodology, which is designed to take into account variations reflecting conditions across regions, market-cap segments, sectors and styles. With over \$3.1 trillion in assets benchmarked to the MSCI World Indexes, MSCI is a leader in global equity indexes.²

MSCI WORLD INDEX PERFORMANCE CHART³ - GROSS RETURNS (USD)

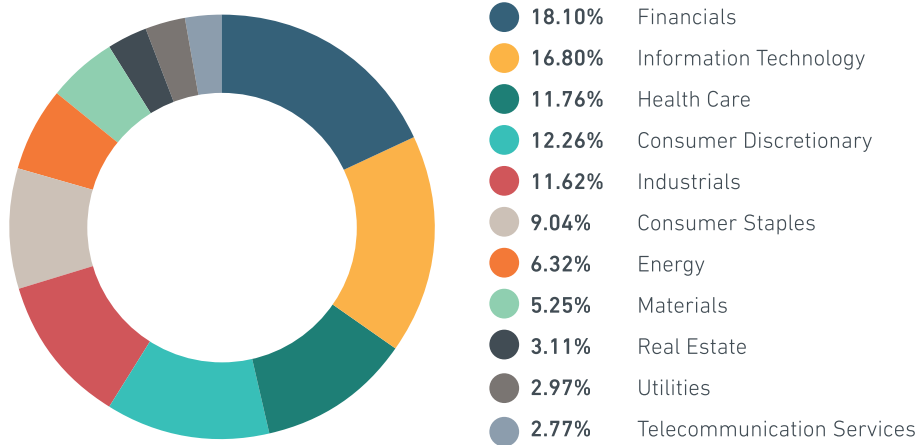


¹ Markets covered: Australia, Austria, Belgium, Canada, Denmark, Finland, France, Germany, Hong Kong, Ireland, Israel, Italy, Japan, Netherlands, New Zealand, Norway, Portugal, Singapore, Spain, Sweden, Switzerland, the U.K. and the U.S.

² As of June 30, 2017, as reported on September 30, 2017 by eVestment, Morningstar and Bloomberg

³ MSCI data as of December 29, 2017

MSCI WORLD INDEX SECTOR ALLOCATION³



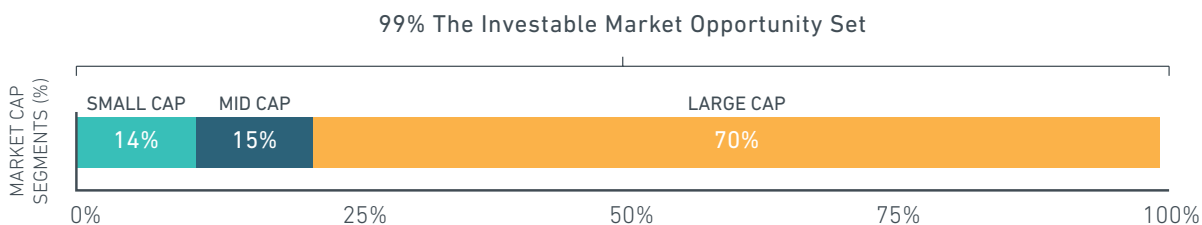
THE INDEX MATTERS

As globalization proceeds and financial markets become ever more integrated, companies operate increasingly across multiple countries and regions, and their performance may be tied increasingly to economic and political conditions beyond their home countries. In addition, professional investors - whether institutional, asset managers or wealth – often seek to understand unintended exposures and biases as they invest further afield. The best way to identify such unintended effects would be to leverage an index that represents the entire opportunity set, with no gaps, no overlaps and no fixed number of constituent stocks.

The MSCI Global Equity Indexes are used by professional investors worldwide for investment analysis, performance measurement, asset allocation, hedging and the creation of a wide range of index derivatives, funds, ETFs and structured products. From market cap-weighted regional, country and sector indexes to indexes based on strategies such as factor and environmental, social, governance (ESG) investing, the Modern Index Strategy enables clients to construct and monitor portfolios in a cohesive and consistent manner, avoiding benchmark misfits and uncompensated risks.

The MSCI World suite of indexes offers standard large-cap, mid-cap, small-cap and investable-market (IMI) benchmarks.⁴

COMPLETE COVERAGE OF THE INVESTMENT OPPORTUNITY



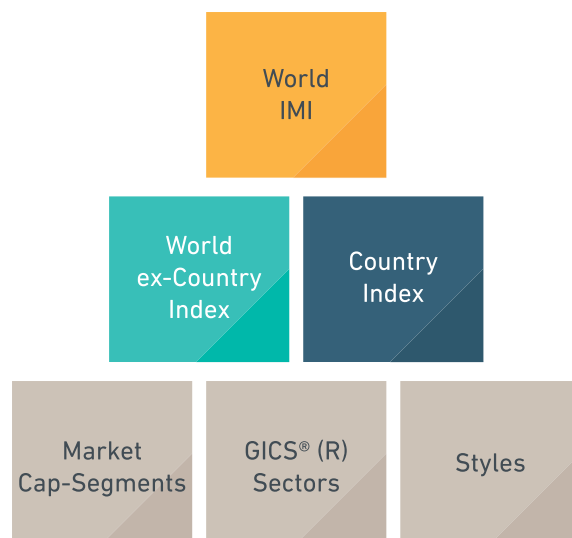
⁴ They are: the MSCI World Index, MSCI World Investable Market Index (IMI), MSCI World Large Cap Index, MSCI World Mid Cap Index and MSCI World Small Cap Index

MSCI is a market leader in global equity indexes and has over \$3.1 trillion in assets benchmarked to the World Index suite.²

MSCI'S INDEX ADVANTAGES AND BENEFITS:

- **Global coverage:** With more than 190,000 indexes to choose from, MSCI offers extensive representation of the global equity opportunity set.
- **Performance measurement and attribution:** Industry-leading benchmarks for global mandates - with regional, country, sector and other subsets - are available for more-targeted investment mandates.
- **Research:** For more than 40 years, MSCI's research-based indexes and analytics have helped the world's leading institutional investors build and manage better portfolios.
- **Product development:** MSCI has created innovative indexes that can be utilized by the passive investment industry.
- **Consistent framework:** All of MSCI's Global Investable Market Indexes offer a building-block approach with a rules-based, consistent methodology designed to allow institutional investors to identify unintended bets, risks, gaps or overlaps.
- **Replicability:** Minimum free-float requirements for eligibility and free float-adjusted capitalization weighting to reflect the size of each investment opportunity and facilitate replicability of the indexes.

OUR BUILDING BLOCK APPROACH



MODERN INDEX STRATEGY

MSCI indexing offers a modern, seamless and fully integrated approach to measuring the full equity opportunity set, with no gaps or overlaps.



MODERN

Evolves to measure and capture equity markets as they exist today

Our indexes are built using an innovative maintenance methodology that provides superior balance between the need for a stable index that is flexible enough to adjust quickly to a constantly changing opportunity set. We provide timely and consistent treatment of corporate events and synchronized rebalancings, globally.

SEAMLESS

Covers the full opportunity set and all its segments, including GICS® sectors

All of MSCI's indexes are created using the Global Industry Classification Standard (GICS®), an industry classification system developed by MSCI and S&P Global, which provides a common framework to classify stocks. They offer exhaustive coverage of the investable opportunity set with non-overlapping size and style segmentation.

INTEGRATED

Consistent methodology for every market

Where other providers use either a long- or short-term liquidity measure to assess the eligibility of stocks for their indexes, MSCI uses both, recognizing the differences in liquidity between developed and emerging markets and enhancing the investability and replicability of our indexes. MSCI puts strong emphasis on investability and replicability of its indexes through the use of size and liquidity screens.

CONTACT US

AMERICAS

Americas	1 888 588 4567 (toll free)
Atlanta	+ 1 404 551 3212
Boston	+ 1 617 532 0920
Chicago	+ 1 312 675 0545
Monterrey	+ 52 81 1253 4020
New York	+ 1 212.804.3901
San Francisco	+ 1 415 836 8800
São Paulo	+ 55 11 3706 1360
Toronto	+ 1 416 628 1007

EUROPE, MIDDLE EAST & AFRICA

Cape Town	+ 27 21 673 0100
Frankfurt	+ 49 69 133 859 00
Geneva	+ 41 22 817 9777
London	+ 44 20 7618 2222
Milan	+ 39 02 5849 0415
Mumbai	+ 91 22 6784 9160
Paris	0800 91 59 17 (toll free)

ASIA PACIFIC

China North	10800 852 1032 (toll free)
China South	10800 152 1032 (toll free)
Hong Kong	+ 852 2844 9333
Seoul	00798 8521 3392 (toll free)
Singapore	800 852 3749 (toll free)
Sydney	+ 61 2 9033 9333
Taipei	008 0112 7513 (toll free)
Tokyo	+ 81 3 5290 1555

TO FIND OUT MORE PLEASE VISIT

The Modern Index Strategy

msci.com/indexes

MSCI Index Performance

msci.com/end-of-day-data-search

MSCI Index Licensing

msci.com/index-licensing

msci.com

clientservice@msci.com

ABOUT MSCI

For more than 40 years, MSCI's research-based indexes and analytics have helped the world's leading investors build and manage better portfolios. Clients rely on our offerings for deeper insights into the drivers of performance and risk in their portfolios, broad asset class coverage and innovative research.

Our line of products and services includes indexes, analytical models, data, real estate benchmarks and ESG research.

MSCI serves 99 of the top 100 largest money managers, according to the most recent P&I ranking.¹

For more information, visit us at www.msci.com.

¹ Based on latest P&I AUM data and MSCI clients as of December 2017

The information contained herein (the "Information") may not be reproduced or disseminated in whole or in part without prior written permission from MSCI. The Information may not be used to verify or correct other data, to create indexes, risk models, or analytics, or in connection with issuing, offering, sponsoring, managing or marketing any securities, portfolios, financial products or other investment vehicles. Historical data and analysis should not be taken as an indication or guarantee of any future performance, analysis, forecast or prediction. None of the Information or MSCI index or other product or service constitutes an offer to buy or sell, or a promotion or recommendation of, any security, financial instrument or product or trading strategy. Further, none of the Information or any MSCI index is intended to constitute investment advice or a recommendation to make (or refrain from making) any kind of investment decision and may not be relied on as such. The Information is provided "as is" and the user of the Information assumes the entire risk of any use it may make or permit to be made of the Information. NONE OF MSCI INC. OR ANY OF ITS SUBSIDIARIES OR ITS OR THEIR DIRECT OR INDIRECT SUPPLIERS OR ANY THIRD PARTY INVOLVED IN THE MAKING OR COMPILING OF THE INFORMATION (EACH, AN "MSCI PARTY") MAKES ANY WARRANTIES OR REPRESENTATIONS AND, TO THE MAXIMUM EXTENT PERMITTED BY LAW, EACH MSCI PARTY HEREBY EXPRESSLY DISCLAIMS ALL IMPLIED WARRANTIES, INCLUDING WARRANTIES OF MERCHANTABILITY AND FITNESS FOR A PARTICULAR PURPOSE. WITHOUT LIMITING ANY OF THE FOREGOING AND TO THE MAXIMUM EXTENT PERMITTED BY LAW, IN NO EVENT SHALL ANY OF THE MSCI PARTIES HAVE ANY LIABILITY REGARDING ANY OF THE INFORMATION FOR ANY DIRECT, INDIRECT, SPECIAL, PUNITIVE, CONSEQUENTIAL (INCLUDING LOST PROFITS) OR ANY OTHER DAMAGES EVEN IF NOTIFIED OF THE POSSIBILITY OF SUCH DAMAGES. The foregoing shall not exclude or limit any liability that may not by applicable law be excluded or limited.