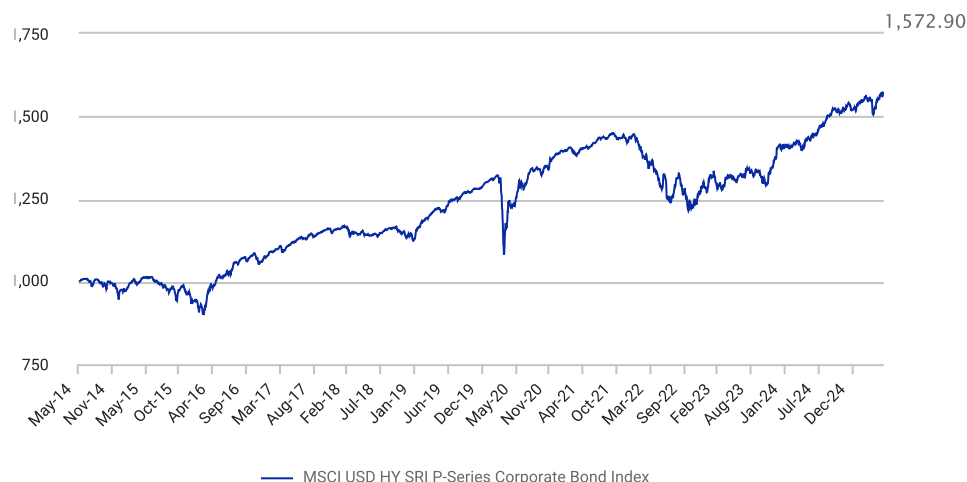


MSCI USD HY SRI P-Series Corporate Bond Index

The MSCI SRI Sustainable Corporate Bond Indexes are designed to represent the performance of companies that are consistent with specific values-based business involvement criteria. The selected companies also possess a relatively better overall Environmental, Social and Governance ("ESG") profile.

Cumulative Index Performance

USD Returns May 2014 - May 2025



Annual Performance(%)

Year	MSCI USD HY SRI P-Series Corporate Bond Index
2024	7.58
2023	11.23
2022	-12.06
2021	3.66
2020	7.22
2019	15.20
2018	-2.76
2017	7.53
2016	14.36
2015	-3.12

Index Performance

USD returns (%) May 30, 2025

Index	ANNUALIZED RETURN (%)						
	1 Month	3 Months	1 Year	Year to Date	3 Years	5 Years	10 Years
MSCI USD HY SRI P-Series Corporate Bond Index	1.56	0.92	9.93	3.35	5.89	4.32	4.49

Index Risk and Return Characteristics

USD returns (%) May 30, 2025

Index	Turnover* (%)	ANNUALIZED STD. DEVIATION (%)				RISK RETURN RATIO				Max Drawdown (%)	Max Drawdown Period
		3 Years	5 Years	10 Years	Since May 30, 2014	3 Years	5 Years	10 Years	Since May 30, 2014		
MSCI USD HY SRI P-Series Corporate Bond Index	41.97	8.19	7.29	7.21	7.02	0.72	0.59	0.62	0.60	18.13	2020-02-19 – 2020-03-23

*Over rebalance of last 12 months

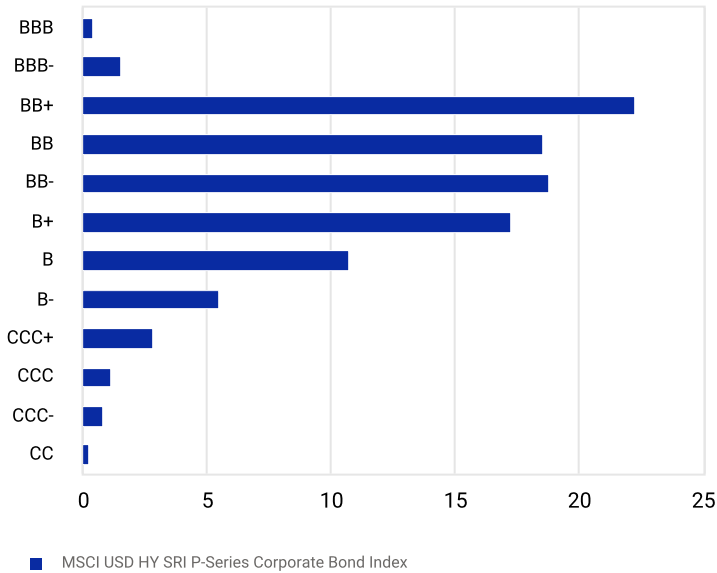
The MSCI USD HY SRI P-Series Corporate Bond Index was launched on September 01, 2022. Data prior to the launch date is back-tested data (i.e. calculations of how the index might have performed over that time period had the index existed). There are frequently material differences between back-tested performance and actual results. Past performance -- whether actual or back-tested -- is no indication or guarantee of future performance.

Index Profile

Maturity	# of Securities	# of Issuers	Market Value USD (MM)	Coupon*	Price*	Yield To Worst	Effective Duration	Effective Convexity	OAS**(bps)	Weighted Credit Rating
0-3 Years	153	119	138,775	5.31	98.58	5.99	1.42	-0.24	189	BB-
3-5 Years	256	195	208,800	5.92	95.70	7.66	2.75	-0.24	292	B+
5-7 Years	164	124	150,436	5.82	94.38	7.01	4.01	-0.14	247	BB-
7-10 Years	64	55	53,071	6.33	99.18	6.47	4.85	-0.07	190	BB-
10-20 Years	29	15	26,253	5.58	88.64	6.77	8.92	1.15	202	BB+
20+ Years	35	16	39,052	5.37	83.22	7.03	9.58	1.72	198	BB+
Aggregate	701	325	616,385	5.74	95.04	6.94	3.64	-0.02	234	BB-

* Par Weighted
** Effective Duration Weighted

Credit Rating Breakdown



ESG Metrics

MSCI USD HY SRI P-Series Corporate Bond Index	
ESG score	6.37
Environmental Pillar Score	5.47
Fossil Fuel Reserves (%)	0.00
WACI (Scope 1+2)*	111.87
WACI (Scope 1+2+3)*	737.98
Green Revenues (%)	3.06
Green Bonds (%)	0.64
Social Pillar Score	4.98
Controversial Weapons (%)	0.00
Tobacco (%)	0.00
Very Severe Controversies (%)	0.00
Governance Pillar Score	5.75

*(t CO2e/\$M Sales)

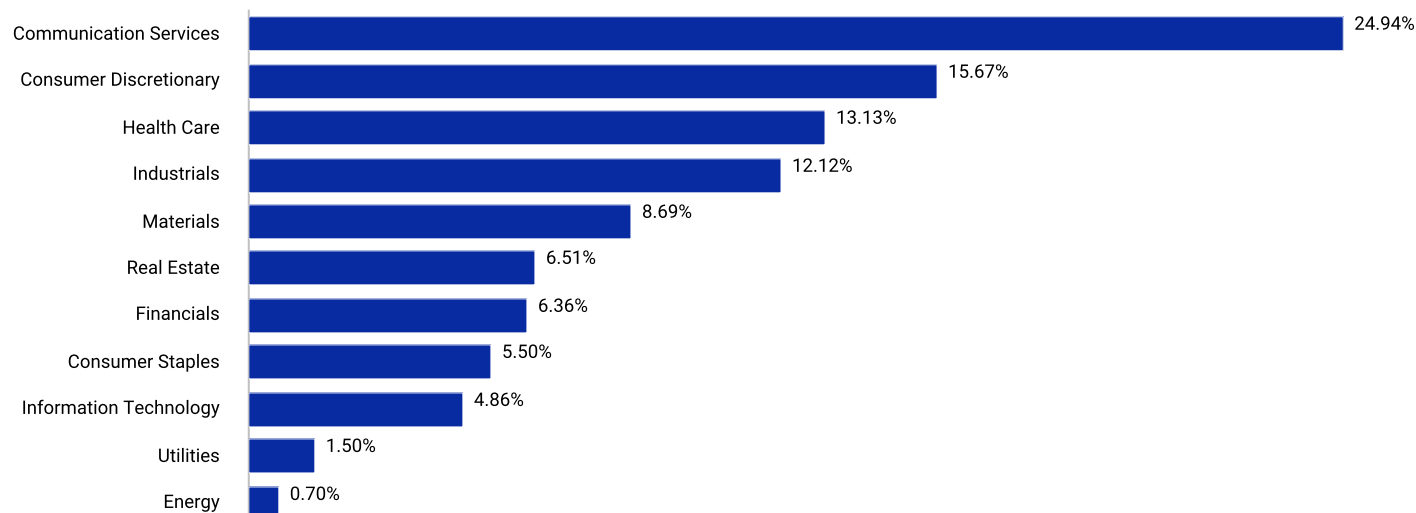
Top 5 Securities

Security Name	ISIN	Currency	Sector	Country of Domicile	Security Credit Rating	Index Weight (%)
BHC 10 2032	US68288AAA51	USD	Health Care	Canada	CCC+	0.72
DIRTV 5.875 2027	US25461LAA08	USD	Communication Services	USA	B+	0.60
CHTR 6.484 2045	US161175BA14	USD	Communication Services	USA	BB+	0.55
TEVA 3.15 2026	US88167AAE10	USD	Health Care	Netherlands	BB	0.54
CHTR 5.125 2027	US1248EPBT92	USD	Communication Services	USA	B+	0.52

Top 5 Issuers

Issuer Name	Index Weight (%)	Sector
CHARTER COMMUNICATIONS OPERATING LLC	6.07	Communication Services
CCO HOLDINGS LLC	4.25	Communication Services
CENTENE CORP	2.36	Health Care
PARAMOUNT GLOBAL	1.87	Communication Services
ROYAL CARIBBEAN CRUISES LTD	1.54	Consumer Discretionary

Sector Weights



Country Weights



Index Framework

The MSCI USD HY Custom Corporate SRI Sustainable Index is constructed from the MSCI USD HY 500 Custom Corporate Bond Index and aims to represent the performance of companies that are consistent with specific values-based business involvement criteria and at the same time have a better overall Environmental, Social and Governance ("ESG") profile. The index includes issuers with MSCI ESG Rating of BBB or higher and negatively screens out issuers that are involved in red flag controversies or in business activities like Alcohol, Civilian Firearms, Gambling, Nuclear Weapons, Controversial Weapons, Conventional Weapons, Nuclear Power, Tobacco, Adult Entertainment, Genetic Engineering, Thermal Coal and Fossil Fuels. The index is rebalanced at a monthly frequency.

This summary is provided for illustrative purposes only and does not include all material elements of the index or its methodology. For a complete description of the index methodology, please see [Index methodology - MSCI](#).

ABOUT MSCI INC.

MSCI is a leading provider of critical decision support tools and services for the global investment community. With over 50 years of expertise in research, data and technology, we power better investment decisions by enabling clients to understand and analyze key drivers of risk and return and confidently build more effective portfolios. We create industry-leading research-enhanced solutions that clients use to gain insight into and improve transparency across the investment process. To learn more, please visit www.msci.com

The information contained herein (the "Information") may not be reproduced or disseminated in whole or in part without prior written permission from MSCI. The Information may not be used to verify or correct other data, to create indexes, risk models, or analytics, or in connection with issuing, offering, sponsoring, managing or marketing any securities, portfolios, financial products or other investment vehicles. Historical data and analysis should not be taken as an indication or guarantee of any future performance, analysis, forecast or prediction. None of the Information or MSCI index or other product or service constitutes an offer to buy or sell, or a promotion or recommendation of, any security, financial instrument or product or trading strategy. Further, none of the Information or any MSCI index is intended to constitute investment advice or a recommendation to make (or refrain from making) any kind of investment decision and may not be relied on as such. The Information is provided "as is" and the user of the Information assumes the entire risk of any use it may make or permit to be made of the Information. NONE OF MSCI INC. OR ANY OF ITS SUBSIDIARIES OR ITS OR THEIR DIRECT OR INDIRECT SUPPLIERS OR ANY THIRD PARTY INVOLVED IN THE MAKING OR COMPILING OF THE INFORMATION (EACH, AN "MSCI PARTY") MAKES ANY WARRANTIES OR REPRESENTATIONS AND, TO THE MAXIMUM EXTENT PERMITTED BY LAW, EACH MSCI PARTY HERE BY EXPRESSLY DISCLAIMS ALL IMPLIED WARRANTIES, INCLUDING WARRANTIES OF MERCHANTABILITY AND FITNESS FOR A PARTICULAR PURPOSE. WITHOUT LIMITING ANY OF THE FOREGOING AND TO THE MAXIMUM EXTENT PERMITTED BY LAW, IN NO EVENT SHALL ANY OF THE MSCI PARTIES HAVE ANY LIABILITY REGARDING ANY OF THE INFORMATION FOR ANY DIRECT, INDIRECT, SPECIAL, PUNITIVE, CONSEQUENTIAL (INCLUDING LOST PROFITS) OR ANY OTHER DAMAGE SEVEN IF NOTIFIED OF THE POSSIBILITY OF SUCH DAMAGES.

The foregoing shall not exclude or limit any liability that may not by applicable law be excluded or limited.

© 2025 MSCI Inc. All rights reserved.