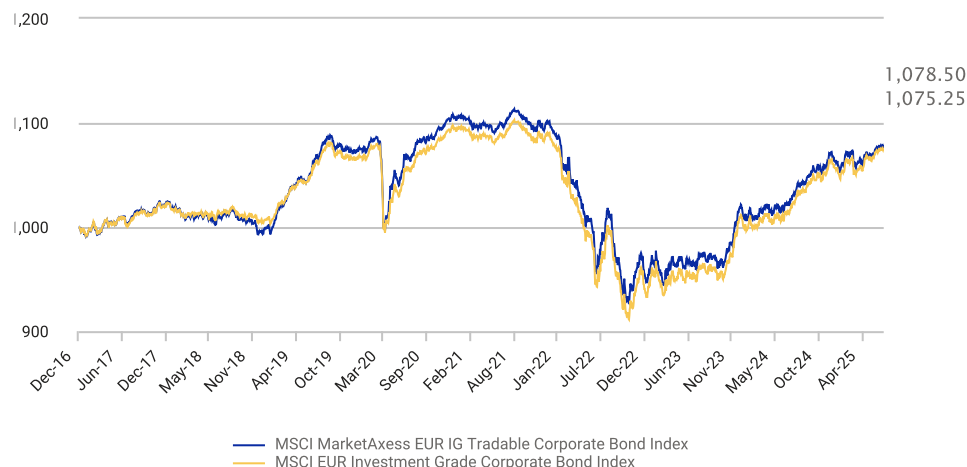


MSCI MarketAxess EUR IG Tradable Corporate Bond Index

The MSCI MarketAxess Fixed Income Tradable Indexes are designed to represent the performance of the liquid basket of fixed income securities. The selected securities possess a relatively higher MarketAxess Relative Liquidity Score ("RLS").

Cumulative Index Performance

EUR Returns Dec 2016 - Jun 2025



Annual Performance(%)

Year	MSCI MarketAxess EUR IG Tradable Corporate Bond Index	MSCI EUR Investment Grade Corporate Bond Index
2024	4.33	4.67
2023	7.62	8.23
2022	-13.44	-13.80
2021	-1.06	-1.17
2020	2.99	2.73
2019	7.33	5.70
2018	-1.75	-0.84
2017	1.72	1.61

Index Performance

EUR returns (%) June 30, 2025

Index	ANNUALIZED RETURN (%)							Since Dec 30, 2016
	1 Month	3 Months	1 Year	Year to Date	3 Years	5 Years	10 Years	
MSCI MarketAxess EUR IG Tradable Corporate Bond Index	0.28	1.42	5.50	1.53	3.56	0.24	0.00	0.89
MSCI EUR Investment Grade Corporate Bond Index	0.26	1.70	6.13	1.84	4.02	0.37	1.26	0.85

Index Risk and Return Characteristics

EUR returns (%) June 30, 2025

Index	Tracking Error (%)	Turnover* (%)	ANNUALIZED STD. DEVIATION (%)			RISK RETURN RATIO			Max Drawdown (%)	Max Drawdown Period
			3 Years	5 Years	Since Dec 30, 2016	3 Years	5 Years	Since Dec 30, 2016		
MSCI MarketAxess EUR IG Tradable Corporate Bond Index	0.65	69.08	5.63	5.15	5.03	0.63	0.05	0.18	16.76	2021-08-05 – 2022-10-21
MSCI EUR Investment Grade Corporate Bond Index	-	25.36	5.68	5.22	4.93	0.71	0.07	0.17	17.38	2021-08-05 – 2022-10-21

*Over rebalance of last 12 months

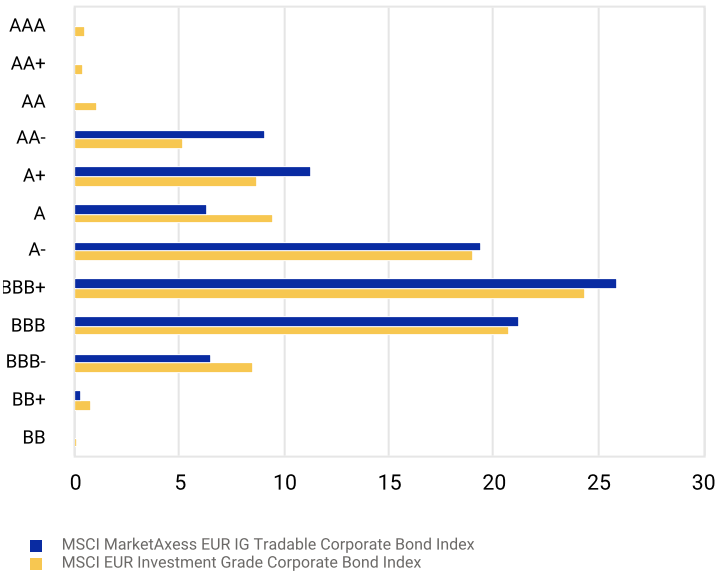
The MSCI MarketAxess EUR IG Tradable Corporate Bond Index was launched on October 18, 2023. Data prior to the launch date is back-tested data (i.e. calculations of how the index might have performed over that time period had the index existed). There are frequently material differences between back-tested performance and actual results. Past performance – whether actual or back-tested – is no indication or guarantee of future performance.

Index Profile

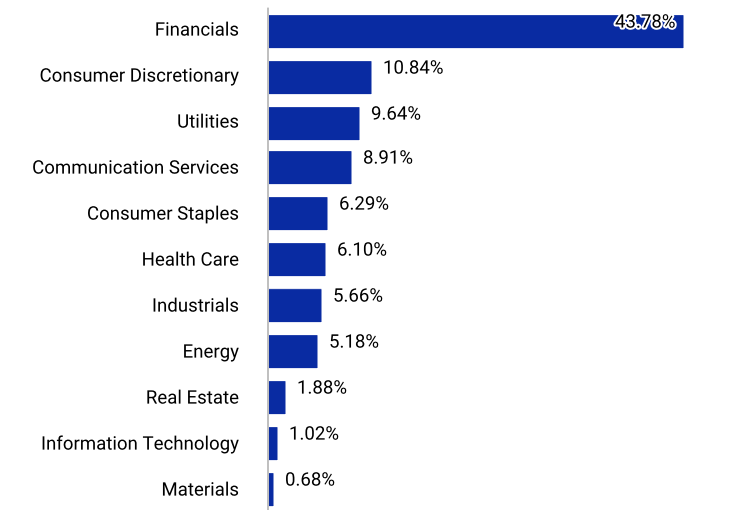
Maturity	# of Securities	# of Issuers	Market Value USD (MM)	Coupon*	Price*	Yield To Worst	Effective Duration	Effective Convexity	OAS**(bps)	Weighted Credit Rating
0-3 Years	64	57	90,699	1.80	98.94	2.36	1.82	0.04	51	A-
3-5 Years	55	53	70,444	2.51	98.93	2.77	3.58	0.16	73	A-
5-7 Years	46	42	60,232	2.75	97.38	3.19	5.06	0.31	96	BBB+
7-10 Years	42	37	61,209	3.32	98.71	3.47	6.86	0.57	100	A-
10-20 Years	21	20	33,367	3.74	98.10	3.85	8.85	1.03	115	BBB+
20+ Years	6	3	7,942	4.49	104.55	3.28	3.81	0.24	129	A-
Aggregate	234	133	323,891	2.68	98.64	2.99	4.53	0.32	93	A-

* Par Weighted
** Effective Duration Weighted

Credit Rating Breakdown



Sector Weights



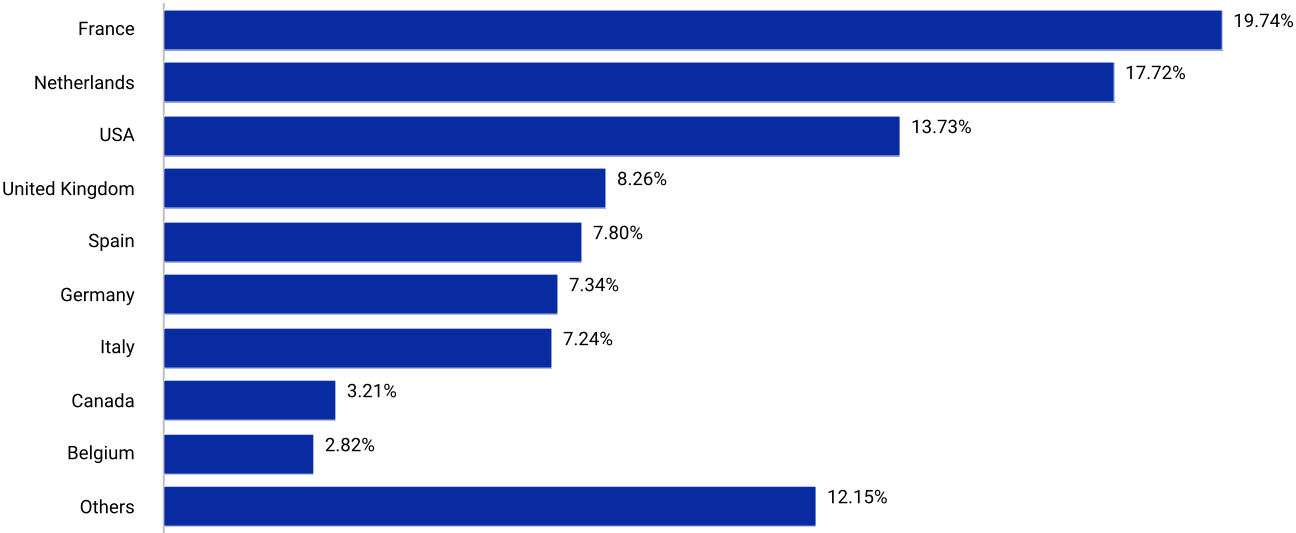
Top 5 Securities

Security Name	ISIN	Currency	Sector	Country of Domicile	Security Credit Rating	Index Weight (%)	Parent Index Weight (%)
VOWG 1.875 2027	XS1586555945	EUR	Consumer Discretionary	Netherlands	BBB+	1.22	0.09
ABI 2 2028	BE6285455497	EUR	Consumer Staples	Belgium	A-	1.15	0.11
ABI 2.75 2036	BE6285457519	EUR	Consumer Staples	Belgium	A-	1.02	0.10
ORAN 8.125 2033	FR0000471930	EUR	Communication Services	France	BBB+	1.00	0.08
UBSG 7.75 2029	CH1214797172	EUR	Financials	Switzerland	A-	0.94	0.13

Top 5 Issuers

Issuer Name	Index Weight (%)	Parent Index Weight (%)	Sector
ANHEUSER-BUSCH INBEV SA	2.17	0.20	Consumer Staples
VOLKSWAGEN INTERNATIONAL FINANCE NV	1.85	0.14	Consumer Discretionary
AT&T INC	1.67	0.13	Communication Services
ORANGE SA	1.61	0.12	Communication Services
SANOFI SA	1.44	0.13	Health Care

Country Weights



Index Framework

The MSCI MarketAxess EUR IG Tradable Corporate Bond Index is constructed from the MSCI EUR IG Corporate Bond Index and aim to represent the performance of the liquid basket of fixed income securities from the universe of bonds defined by the MSCI Corporate Bond Indexes. The index uses the MarketAxess Relative Liquidity Scores (RLS) to identify and select the liquid fixed income securities. In addition to selecting a liquid basket, the index also ensures efficiency by placing appropriate buffers to limit monthly rebalancing turnover.

This summary is provided for illustrative purposes only and does not include all material elements of the index or its methodology. For a complete description of the index methodology, please see [Index methodology - MSCI](#).

ABOUT MSCI INC.

MSCI is a leading provider of critical decision support tools and services for the global investment community. With over 50 years of expertise in research, data and technology, we power better investment decisions by enabling clients to understand and analyze key drivers of risk and return and confidently build more effective portfolios. We create industry-leading research-enhanced solutions that clients use to gain insight into and improve transparency across the investment process. To learn more, please visit www.msci.com

The information contained herein (the "Information") may not be reproduced or disseminated in whole or in part without prior written permission from MSCI. The Information may not be used to verify or correct other data, to create indexes, risk models, or analytics, or in connection with issuing, offering, sponsoring, managing or marketing any securities, portfolios, financial products or other investment vehicles. Historical data and analysis should not be taken as an indication or guarantee of any future performance, analysis, forecast or prediction. None of the Information or MSCI index or other product or service constitutes an offer to buy or sell, or a promotion or recommendation of, any security, financial instrument or product or trading strategy. Further, none of the Information or any MSCI index is intended to constitute investment advice or a recommendation to make (or refrain from making) any kind of investment decision and may not be relied on as such. The Information is provided "as is" and the user of the Information assumes the entire risk of any use it may make or permit to be made of the Information. NONE OF MSCI INC. OR ANY OF ITS SUBSIDIARIES OR ITS OR THEIR DIRECT OR INDIRECT SUPPLIERS OR ANY THIRD PARTY INVOLVED IN THE MAKING OR COMPILING OF THE INFORMATION (EACH, AN "MSCI PARTY") MAKES ANY WARRANTIES OR REPRESENTATIONS AND, TO THE MAXIMUM EXTENT PERMITTED BY LAW, EACH MSCI PARTY HERE BY EXPRESSLY DISCLAIMS ALL IMPLIED WARRANTIES, INCLUDING WARRANTIES OF MERCHANTABILITY AND FITNESS FOR A PARTICULAR PURPOSE. WITHOUT LIMITING ANY OF THE FOREGOING AND TO THE MAXIMUM EXTENT PERMITTED BY LAW, IN NO EVENT SHALL ANY OF THE MSCI PARTIES HAVE ANY LIABILITY REGARDING ANY OF THE INFORMATION FOR ANY DIRECT, INDIRECT, SPECIAL, PUNITIVE, CONSEQUENTIAL (INCLUDING LOST PROFITS) OR ANY OTHER DAMAGE SEVEN IF NOTIFIED OF THE POSSIBILITY OF SUCH DAMAGES.

The foregoing shall not exclude or limit any liability that may not by applicable law be excluded or limited.

© 2025 MSCI Inc. All rights reserved.