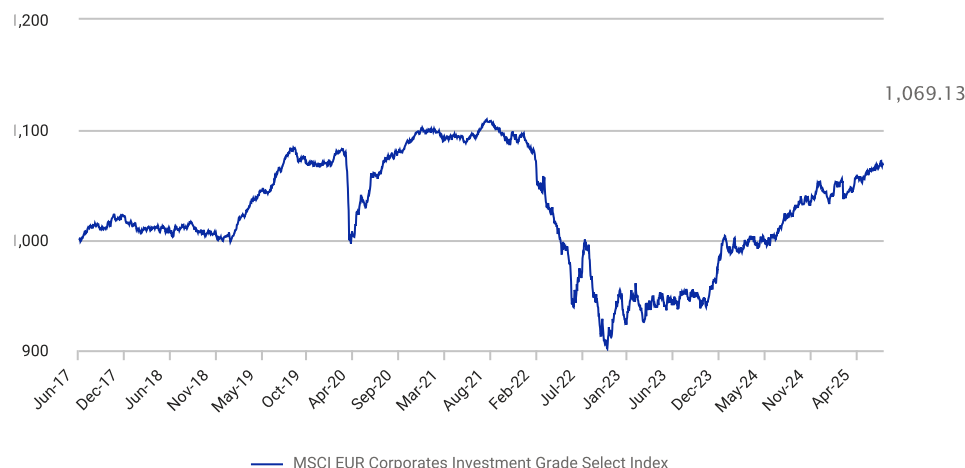


MSCI EUR Corporates Investment Grade Select Index

The MSCI EUR Corporates IG Climate Change ESG Select Index is designed to represent the performance of a strategy that seeks systematic integration of environmental, social and governance (ESG) norms and reflect the opportunities and risks associated with the transition to a lower carbon economy in Investment Grade Corporate Bond investing. The MSCI EUR Corporates IG Climate Change ESG Select Index is constructed from the MSCI EUR IG Corporate Bond Index by incorporating selection criteria using country of domicile and security type (based on coupon, seniority, maturity, age of security, credit rating and security size) followed by ESG-based business exclusions, liquidity screen and security selection based on MSCI Low Carbon Transition (LCT) scores.

Cumulative Index Performance

EUR Returns Jun 2017 - Jul 2025



Annual Performance(%)

Year	MSCI EUR Corporates Investment Grade Select Index
2024	4.29
2023	8.38
2022	-15.16
2021	-0.96
2020	2.89
2019	6.36
2018	-1.10

Index Performance

EUR returns (%) July 31, 2025

Index	ANNUALIZED RETURN (%)							
	1 Month	3 Months	1 Year	Year to Date	3 Years	5 Years	10 Years	Since Jun 30, 2017
MSCI EUR Corporates Investment Grade Select Index	0.46	1.15	4.81	2.48	2.37	-0.09	0.00	0.83

Index Risk and Return Characteristics

EUR returns (%) July 31, 2025

Index	Turnover* (%)	ANNUALIZED STD. DEVIATION (%)			RISK RETURN RATIO			Max Drawdown (%)	Max Drawdown Period
		3 Years	5 Years	Since Jun 30, 2017	3 Years	5 Years	Since Jun 30, 2017		
MSCI EUR Corporates Investment Grade Select Index	41.04	5.49	5.52	5.30	0.43	-0.02	0.16	18.75	2021-08-05 – 2022-10-21

*Over rebalance of last 12 months

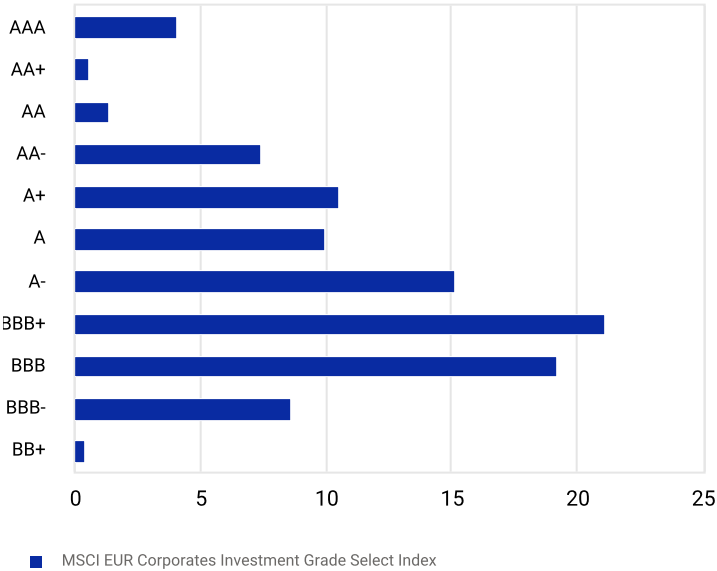
The MSCI EUR Corporates Investment Grade Select Index was launched on August 18, 2021. Data prior to the launch date is back-tested data (i.e. calculations of how the index might have performed over that time period had the index existed). There are frequently material differences between back-tested performance and actual results. Past performance -- whether actual or back-tested -- is no indication or guarantee of future performance.

Index Profile

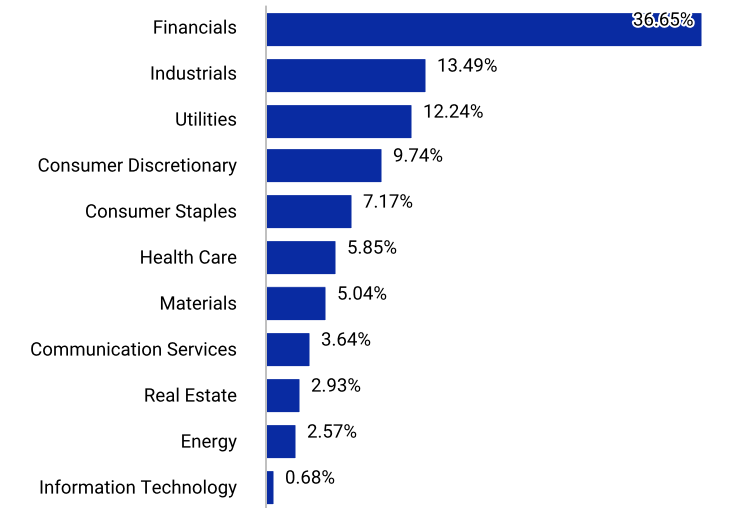
Maturity	# of Securities	# of Issuers	Market Value USD (MM)	Coupon*	Price*	Yield To Worst	Effective Duration	Effective Convexity	OAS**(bps)	Weighted Credit Rating
0-3 Years	225	143	192,001	3.54	102.05	2.48	1.99	0.05	55	BBB
3-5 Years	305	211	253,199	3.65	102.62	2.89	3.63	0.15	75	BBB-
5-7 Years	250	188	208,586	3.66	102.29	3.18	5.17	0.31	86	BBB
7-10 Years	236	156	213,042	3.70	101.68	3.42	6.95	0.58	89	A-
10-20 Years	-	-	-	-	-	-	-	-	-	-
20+ Years	-	-	-	-	-	-	-	-	-	-
Aggregate	1,016	386	866,826	3.64	102.18	3.00	4.45	0.27	81	BBB

* Par Weighted
** Effective Duration Weighted

Credit Rating Breakdown



Sector Weights



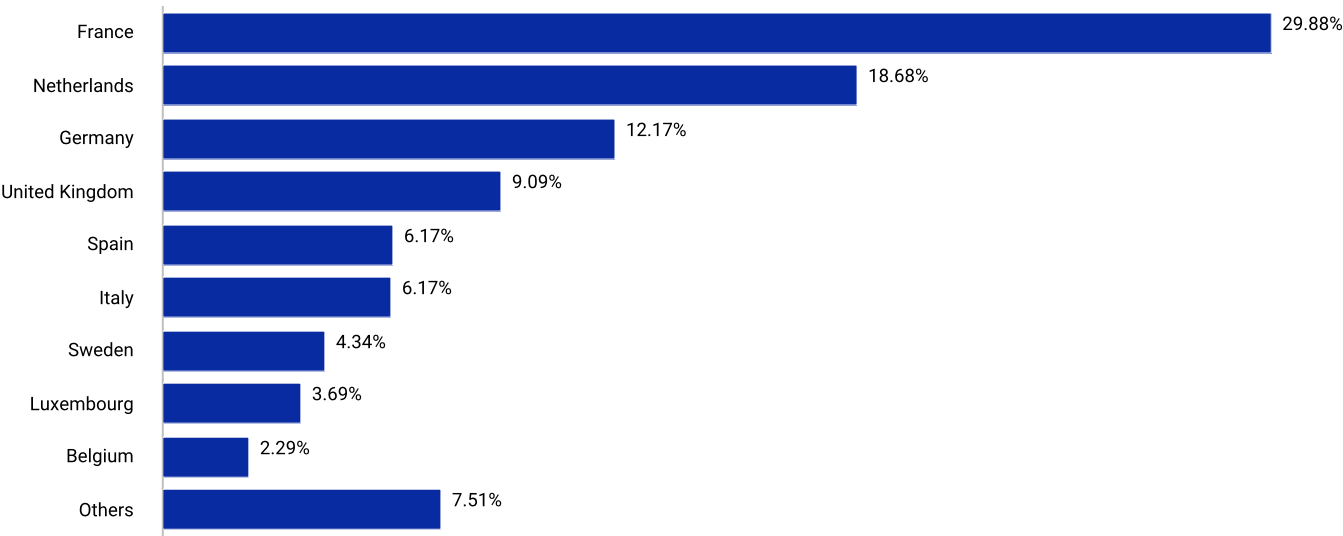
Top 5 Securities

Security Name	ISIN	Currency	Sector	Country of Domicile	Security Credit Rating	Index Weight (%)
SAN 4.875 2031	XS2705604234	EUR	Financials	Spain	BBB+	0.30
ENI 4.3 2028	IT0005521171	EUR	Energy	Italy	BBB+	0.28
BPIFN 2.125 2027	FR001400BB83	EUR	Financials	France	AA-	0.27
BPIFN 3.375 2034	FR001400RH06	EUR	Financials	France	AA-	0.27
CDRHA 2.75 2028	FR001400D5T9	EUR	Financials	France	AAA	0.25

Top 5 Issuers

Issuer Name	Index Weight (%)	Sector
CREDIT AGRICOLE SA	3.50	Financials
BANQUE FEDERATIVE DU CREDIT MUTUEL SA	2.46	Financials
ABN AMRO BANK NV	1.66	Financials
INTESA SANPAOLO SPA	1.57	Financials
BPIFRANCE SA	1.54	Financials

Country Weights



Index Framework

This summary is provided for illustrative purposes only and does not include all material elements of the index or its methodology. For a complete description of the index methodology, please see [Index methodology - MSCI](#).

ABOUT MSCI INC.

MSCI is a leading provider of critical decision support tools and services for the global investment community. With over 50 years of expertise in research, data and technology, we power better investment decisions by enabling clients to understand and analyze key drivers of risk and return and confidently build more effective portfolios. We create industry-leading research-enhanced solutions that clients use to gain insight into and improve transparency across the investment process. To learn more, please visit www.msci.com

The information contained herein (the "Information") may not be reproduced or disseminated in whole or in part without prior written permission from MSCI. The Information may not be used to verify or correct other data, to create indexes, risk models, or analytics, or in connection with issuing, offering, sponsoring, managing or marketing any securities, portfolios, financial products or other investment vehicles. Historical data and analysis should not be taken as an indication or guarantee of any future performance, analysis, forecast or prediction. None of the Information or MSCI index or other product or service constitutes an offer to buy or sell, or a promotion or recommendation of, any security, financial instrument or product or trading strategy. Further, none of the Information or any MSCI index is intended to constitute investment advice or a recommendation to make (or refrain from making) any kind of investment decision and may not be relied on as such. The Information is provided "as is" and the user of the Information assumes the entire risk of any use it may make or permit to be made of the Information. NONE OF MSCI INC. OR ANY OF ITS SUBSIDIARIES OR ITS OR THEIR DIRECT OR INDIRECT SUPPLIERS OR ANY THIRD PARTY INVOLVED IN THE MAKING OR COMPILING OF THE INFORMATION (EACH, AN "MSCI PARTY") MAKES ANY WARRANTIES OR REPRESENTATIONS AND, TO THE MAXIMUM EXTENT PERMITTED BY LAW, EACH MSCI PARTY HERE BY EXPRESSLY DISCLAIMS ALL IMPLIED WARRANTIES, INCLUDING WARRANTIES OF MERCHANTABILITY AND FITNESS FOR A PARTICULAR PURPOSE. WITHOUT LIMITING ANY OF THE FOREGOING AND TO THE MAXIMUM EXTENT PERMITTED BY LAW, IN NO EVENT SHALL ANY OF THE MSCI PARTIES HAVE ANY LIABILITY REGARDING ANY OF THE INFORMATION FOR ANY DIRECT, INDIRECT, SPECIAL, PUNITIVE, CONSEQUENTIAL (INCLUDING LOST PROFITS) OR ANY OTHER DAMAGE SEVEN IF NOTIFIED OF THE POSSIBILITY OF SUCH DAMAGES.

The foregoing shall not exclude or limit any liability that may not by applicable law be excluded or limited.

© 2025 MSCI Inc. All rights reserved.