



Nature & Biodiversity Solutions

A new frontier for financial decision-making

May 2026

Contents

- 03** Nature and Biodiversity - A Growing Material Risks to Investors
- 04** MSCI's Nature and Biodiversity Solutions
- 05** Reporting Solutions / Data Visualizations
- 06** Location Matters When Assessing Nature Risks and Impacts
- 07** Powerful Metrics to Assess Nature and Biodiversity Risks
- 08** Screening Exposure to Biodiversity-Sensitive Areas
- 09** Measuring Impact With Biodiversity Footprinting
- 10** Capture Nature-Related Investment Opportunities
- 11** Contact Us



Nature and Biodiversity

Nature and biodiversity are rapidly declining, and their loss has become a material risk to businesses and investors.

Companies depend on healthy ecosystems and their benefits, such as clean water, fertile soil and pollination. Nature loss can expose companies to regulatory penalties where activities lead to non-compliance with environmental, supply chain, or disclosure requirements. Regulatory expectations are rising, investor scrutiny is intensifying, and frameworks such as the Taskforce on Nature-related Financial Disclosures (TNFD) are influencing how organizations identify, manage, and disclose nature-related risks and opportunities.

Our Nature and Biodiversity Solutions equips investors with the data, metrics, and tools needed to navigate this rapidly evolving landscape. With our solutions, investors can answer key questions:

- What is my portfolio's potential impact on nature and biodiversity?
- Where is my portfolio exposed to nature-related physical and transition risks?
- How prepared are my investee companies to mitigate these risks?
- What nature-related opportunities exist across my portfolio?



Negative impact
Assessing potential impact on nature

Understand the impact

Nature risks
Assessing exposure to nature-related physical and transition risks

Understand the risk

Mitigation capacity
Evaluating companies' capacity to mitigate negative impacts and risks

Manage the risk

Nature opportunities
Assessing companies' ability to capture nature-related opportunities

Seize opportunities

MSCI Nature and Biodiversity Solutions

We provide data and tools to help investors assess and manage nature-related impacts, risks, and opportunities.

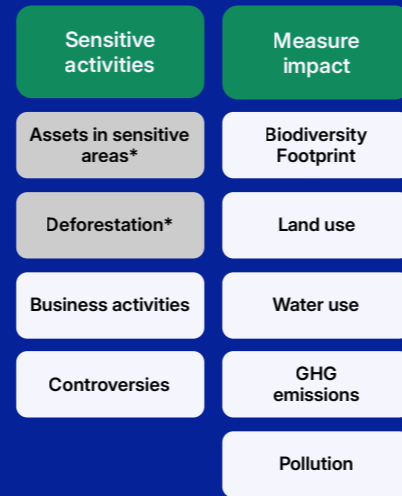
To support a wide range of client needs – from managing downside risk and building resilient portfolios to designing new products and responding to evolving regulatory requirements.

Our solutions include:

- [310+ issuer- and asset-level metrics](#), organized within a clear, structured framework
- [Reporting solutions](#) and [data visualizations](#)
- [Guidance and mapping tools](#) for alignment with disclosure obligations from emerging regulations and voluntary reporting frameworks such as CSRD or TNFD.

Negative Impact

Understand the negative impacts of your investment and financing decisions on nature and biodiversity—from deforestation and biodiversity-sensitive operations to harmful business activities. Our Biodiversity Footprint Metrics (MAS and PDF based) can quantify these impacts across your portfolio.

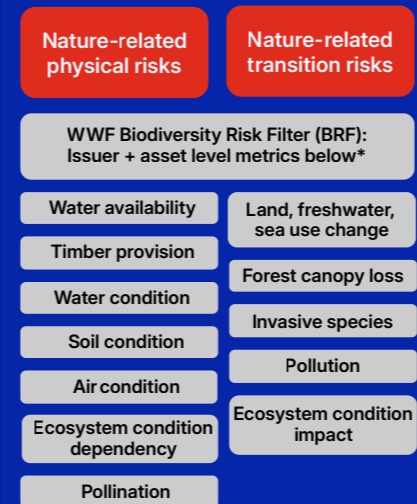


Typical client use cases:

- Engagement & Advisory
- Index Design & Product Innovation
- Reporting & Disclosures

Nature Risks

Understand how nature-related physical and transition risks can impact revenues at the asset, company, and portfolio levels. Through our partnership with the World Wide Fund for Nature (WWF), you gain access to Biodiversity Risk Metrics that deliver actionable, location-specific insights.



- Risk Management
- Reporting & Disclosures

Mitigation Capacity

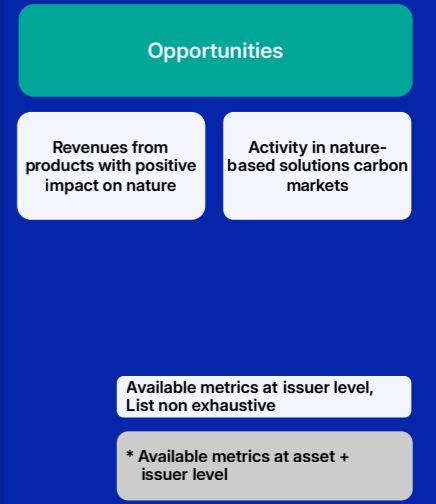
Assess how well companies are positioned to mitigate negative impacts and manage nature risks, including the strength of their policies, management practices, and targets.



- Engagement & Advisory
- Reporting & Disclosures

Nature Opportunities

Identify investment opportunities in companies generating revenues from products and services that positively impact nature and biodiversity, as well as those using nature-based carbon credits.



- Index Design & Product Innovation

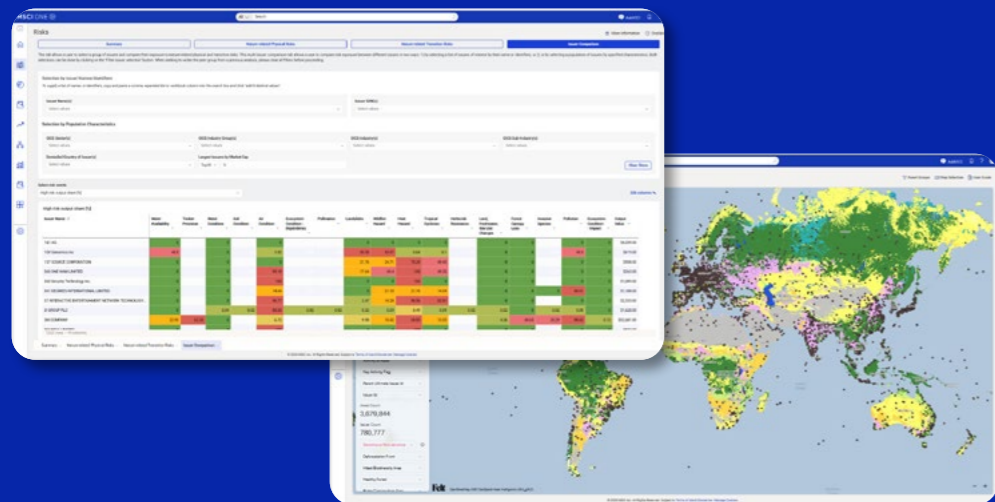
Reporting Solutions / Data Visualizations

Unlocking Nature Intelligence

Two complementary views on our MSCI ONE dashboard:

- Our company-level insights and asset-level geospatial analysis can be used independently or together for deeper nature & biodiversity assessments.
- Our portfolio dashboard – structured around the TNFD LEAP approach – can help investors assess portfolio readiness and identify areas for targeted engagement.

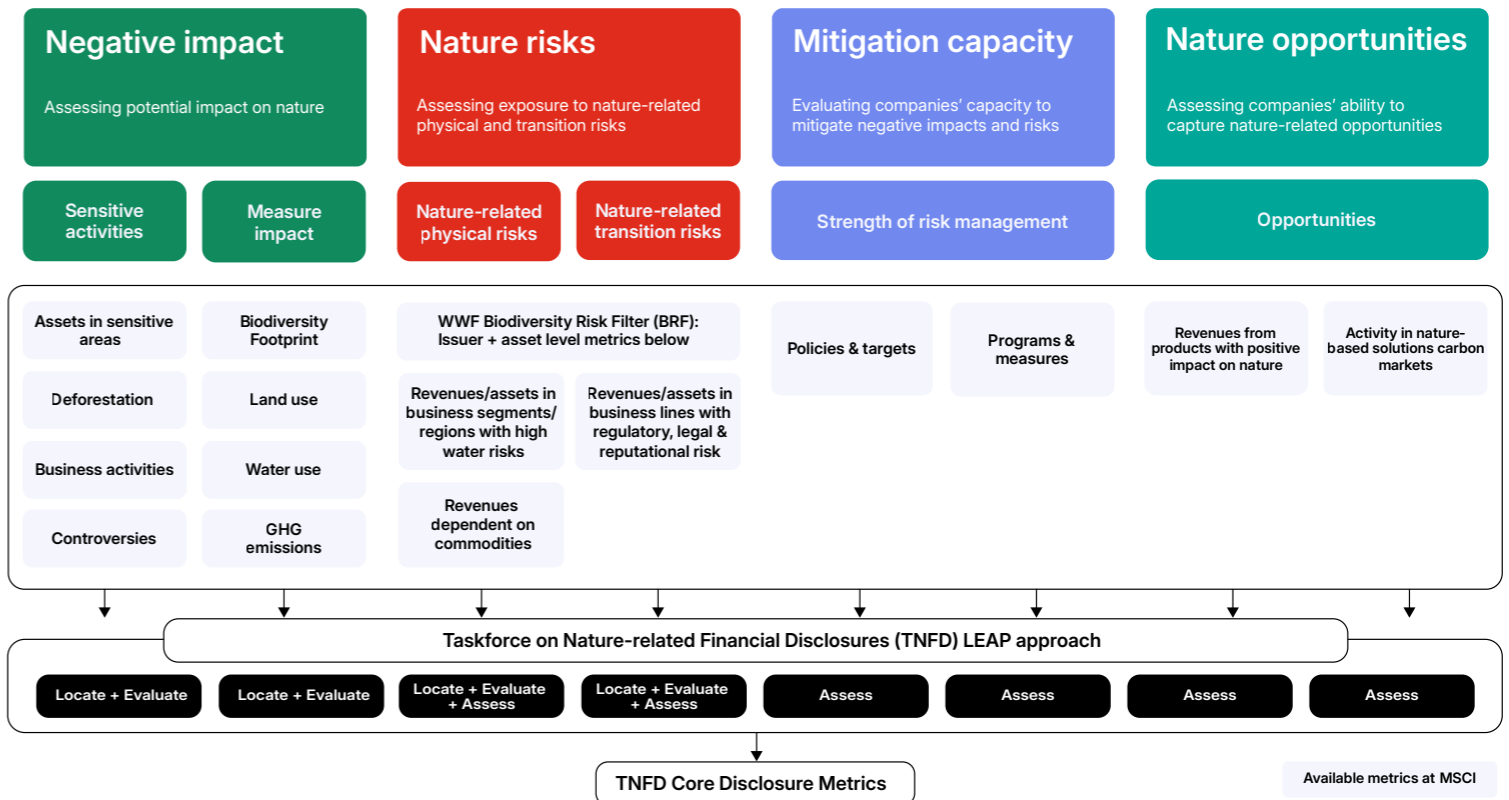
GeoSpatial Asset Intelligence now integrates data from our partnership with WWF, featuring their Biodiversity Risk Filter (BRF) metrics. Investors can assess nature-related risks across ~4 million asset locations. All within an interactive, filterable geospatial visualization.



Our mapping tools support alignment with evolving biodiversity disclosure standards, including the Taskforce on Nature-related Financial Disclosures (TNFD) and the Corporate Sustainability Reporting Directive (CSRD).

Stay ahead of the regulatory reporting curve:

- Meet evolving reporting requirements with confidence
- Implement TNFD recommendations and align with disclosure recommendations.
- Address reporting requirements for CSRD, SFDR and Article 29



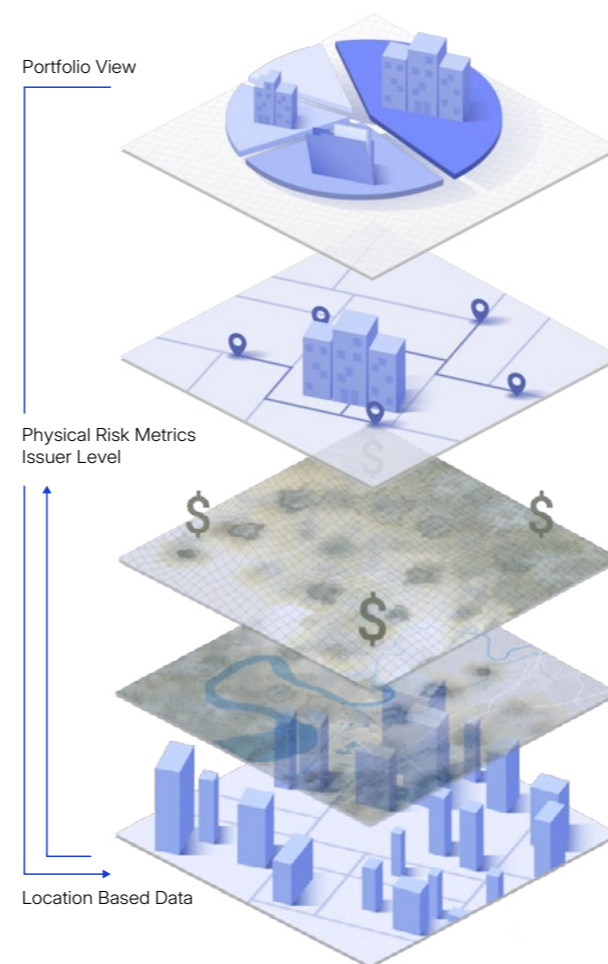
Location matters when assessing nature risks and impacts

Nature impacts and risks are intrinsically location-specific. Risk levels vary depending on whether a company operates in an urban area, a coastal zone, or a tropical rainforest, for example.

MSCI GeoSpatial Asset Intelligence is designed to help identify the operational assets that matter most. Powered by AI-driven data collection, advanced mapping, and on-demand coverage, the platform delivers insights into physical nature risks and their potential financial impacts — from your overall portfolio or loan book down to individual asset locations.

- Geospatial analysis allows for easy use of multiple data layers which is applicable to the complexity and multi-faceted nature of nature biodiversity.
- Asset-level metrics can be aggregated to the issuer, portfolio, and fund level such in the case of our Biodiversity Risk Metrics or biodiversity footprinting metrics.
- Investors can assess nature-related risks across ~4 million asset locations. All within an interactive, filterable geospatial visualization.

MSCI GeoSpatial Asset Intelligence



Portfolio / Company-level Biodiversity Assessment Impact on Nature

- Activities in sensitive areas
- Drivers of nature metrics, biodiversity footprint metrics
- Capacity to mitigate

Nature Risks & Opportunities

- High water-stress assets, water-intensive operations, land/marine disturbance, high toxic emissions, plastic packaging waste
- +WWF BRF aggregated to issuer level

Location-based Biodiversity Assessment Nature Exposure and Impact

- Sensitive area screening
- State of nature: Local biodiversity intactness
- Potential impact on biodiversity loss: Local sensitivity to water consumption and land use
- Nature & Biodiversity Risks: WWF BRF

Asset locations

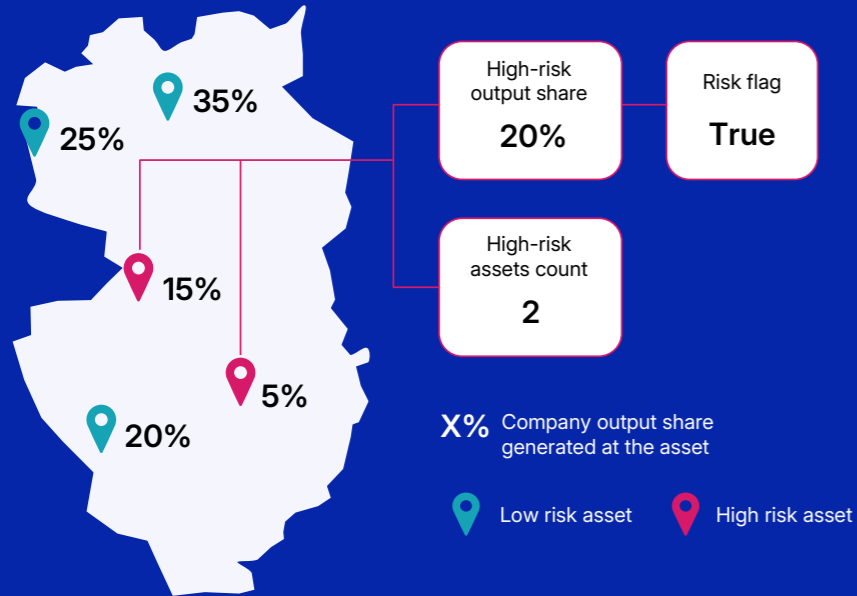
- Four million asset locations for over 780k private and public companies (as of Q1 2026, quarterly updates)
- Real estate and private companies on-the-fly

Source: MSCI Sustainability & Climate, April 2026.

Powerful metrics to assess nature and biodiversity risks

Through our partnership with the World Wide Fund for Nature (WWF), we can help investors assess company- and portfolio-level exposure to nature-related physical and transition risks arising from nature dependencies and biodiversity loss. By combining WWF's Biodiversity Risk Filter (BRF) with MSCI GeoSpatial Asset Intelligence, clients gain location-specific insights that enable revenue-based financial materiality assessments across 17 nature risk categories, including water availability, soil condition, pollination, ecosystem condition, and timber provision.

Assessing location-specific nature risks



Source: MSCI S&C, September 2025. Provided for illustrative purposes.

For each of risk indicator, our Biodiversity Risk Metrics include three types of issuer level metrics:

- **High risk asset count:** absolute number of asset locations exposed to high risk.
- **Risk Flag:** an indicator of whether a company is exposed to a high risk.
- **High risk output share:** the share of a company's total economic output derived from high-risk assets.

Clients may use the metrics for different purposes:

- **Dependency assessment:** Assess the dependency of a company - or of its assets - on ecosystem services.
- **Financial risk assessment:** Understand how biodiversity decline may impact financial performance.
- **Enhanced reporting capabilities:** Use metrics for alignment with reporting frameworks such as TNFD, CSRD/ESRS, SFDR and GRI that often call for a location-based disclosures.

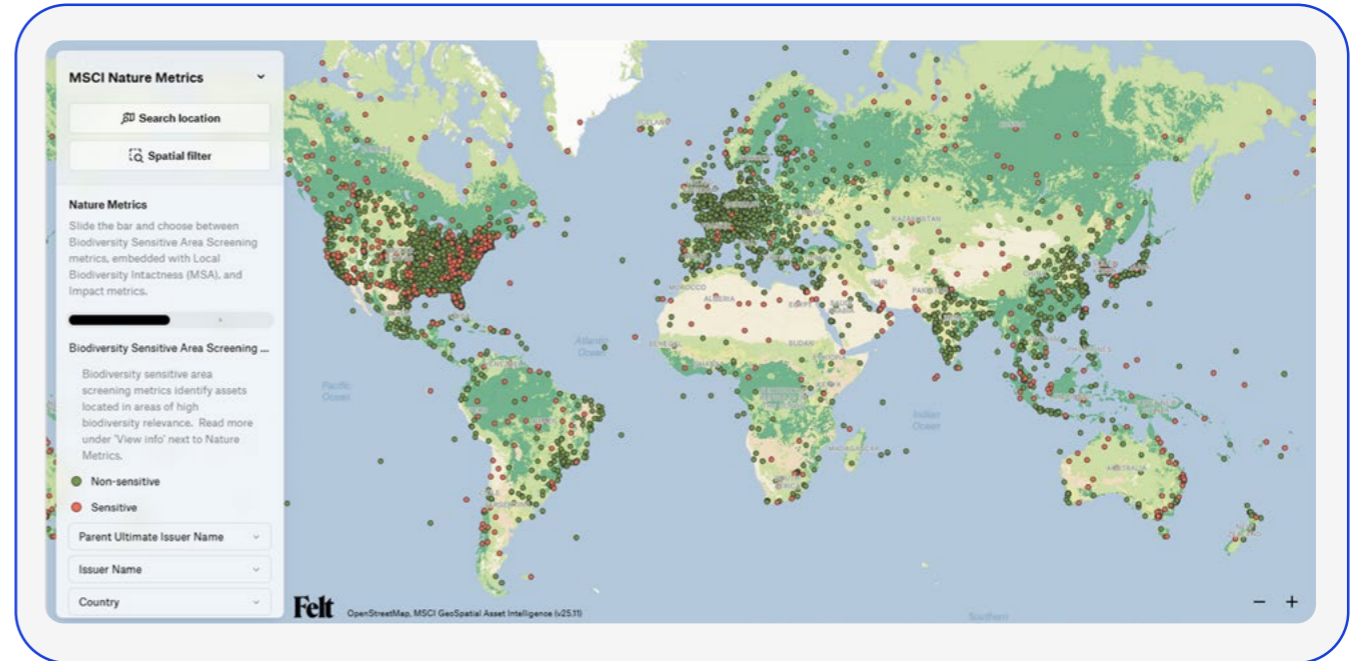


Screening exposure to biodiversity-sensitive areas

Frameworks such as TNFD and CSRD encourage financial institutions to identify and disclose their exposure to biodiversity-sensitive areas.

- **Asset level:** MSCI Geospatial Asset Intelligence pinpoints company assets located within biodiversity-sensitive areas, such as healthy forests, intact biodiversity areas, prime areas for conservation and deforestation fronts.
- **Company level:** Sensitive-area screening metrics flags companies with three or more physical assets in biodiversity-sensitive areas.

Geospatial Insights in MSCI ONE: Physical assets located in biodiversity-sensitive areas



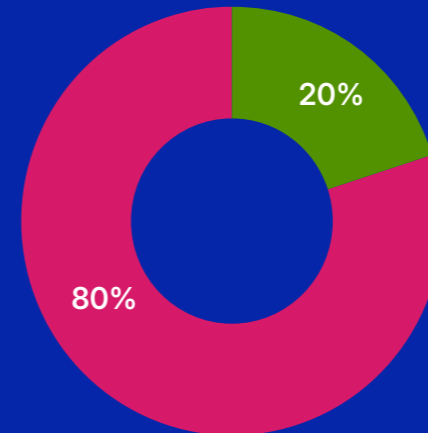
Source: MSCI Sustainability & Climate, February 2026. For illustrative purposes only.

Typical client use case

Engage with companies that have high exposure to sensitive areas, particularly those classified as high-risk industries (e.g., TNFD Priority Sectors) and/or lack robust biodiversity policies or management programs (relevant metrics available in MSCI ONE).

MSCI ACWI constituents with operations in sensitive areas and classified in TNFD Priority Sector

- No
- Yes



Source: MSCI S&C, February 2025. Data for constituents of the MSCI ACWI Index as of February 17, 2026



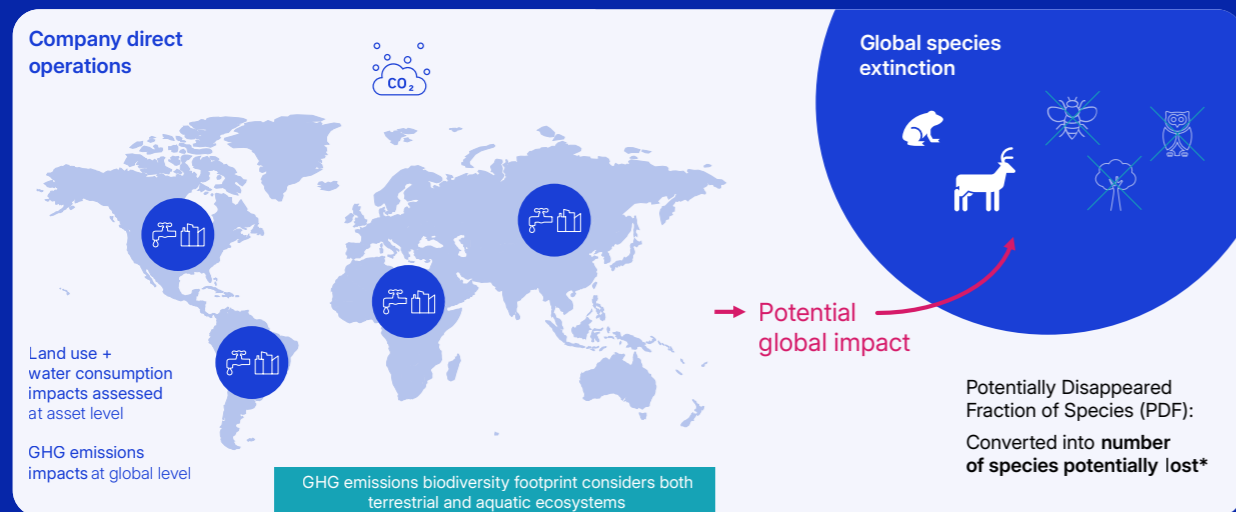
Measuring impact with Biodiversity Footprinting

Investors striving to quantify the negative impact of their investee companies on biodiversity across sectors or portfolios increasingly rely on biodiversity footprinting.

For investors seeking to quantify the biodiversity impacts of their investments, we can provide biodiversity footprint metrics based on the widely used Potentially Disappeared Fraction of Species (PDF) and Mean Species Abundance (MSA) concepts. Our metrics incorporate location-specific data from MSCI's GeoSpatial Asset Intelligence, recognizing that impacts vary significantly by location.

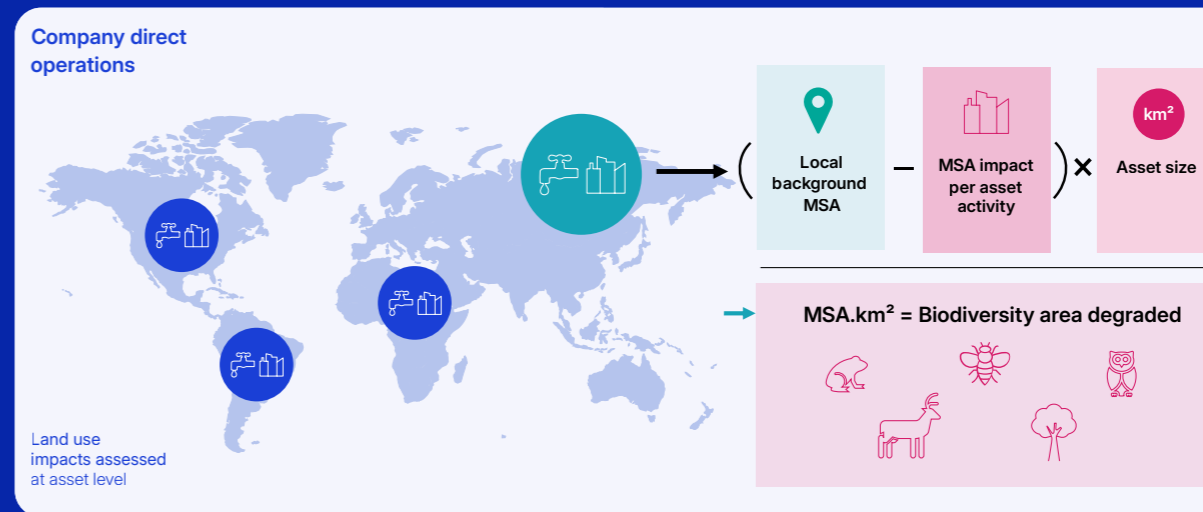
We first model biodiversity impacts at the asset level and then aggregate them to the company, portfolio, and fund levels. Clients may use these metrics for different purposes, including engagement, reporting, risk management, and exclusion-based investing.

PDF-based footprint



Our PDF-based biodiversity metric estimates a company's potential contribution to global species extinction from three corporate pressures within its direct operations: land use, greenhouse gas (GHG) emissions, and water consumption. The output indicates the number of species that could be lost if these pressures persist at current levels over the next 100 years.

MSA-based footprint



Mean Species Abundance (MSA) indicates the level of local biodiversity intactness by comparing the abundance of species to their abundance in an undisturbed ecosystem. We assess a company's potential impact on MSA by evaluating the extent and way of its land use. The final output represents the total area of degraded biodiversity, expressed in MSA.km².

Capture nature-related investment opportunities

Companies and financial institutions are recognizing not only the risks associated with nature loss but also the opportunities that nature-positive investments present.

Investors could seek growth opportunities from solutions providers that improve or preserve nature and biodiversity.

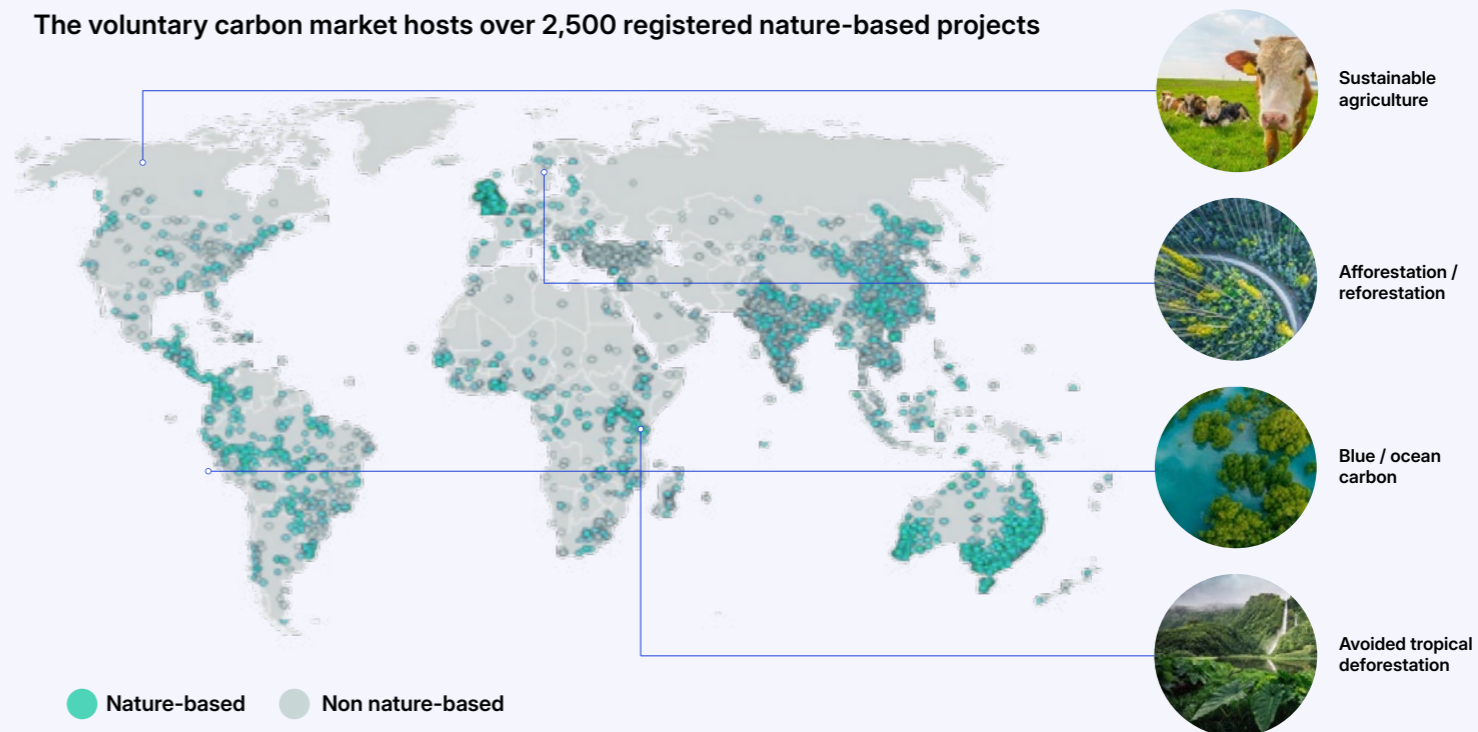
One approach could be to identify companies with products that positively impact nature. MSCI Nature & Biodiversity Solutions can help investors identify companies that generate revenues from products and services in the field of:

- Sustainable agriculture
- Sustainable water
- Pollution prevention and control

Nature-based solutions (NBS) address climate change by leveraging natural processes—such as restoring forests, wetlands, and soils—to capture carbon while enhancing biodiversity and ecosystem resilience. The resulting carbon sequestration can be quantified as nature-based carbon credits, providing measurable climate benefits and financing further conservation and restoration.

MSCI Carbon Markets provides data on nature-based carbon credits from NBS projects across 11 activity types. Our platform links registry transactions to the purchasing entity using detailed transaction data, ensuring transparency and accurate attribution. We track transactions across 17 registries, offering a comprehensive view of corporate participation and trends in nature-based carbon markets.

The voluntary carbon market hosts over 2,500 registered nature-based projects



Source: MSCI Sustainability & Climate Research, September 2025.

Contact us

AMERICAS

US	+1 888 588 4567 (toll free)
Canada	+1 416 628 1007
Brazil	+55 11 4040 7830
Mexico	+52 81 1253 4020

ASIA PACIFIC

China	+86 21 61326611
Hong Kong	+852 2844 9333
India	+91 22 6784 9160
Malaysia	1800818185 (toll free)
South Korea	+82 70 4769 4231
Singapore	+65 67011177
Australia	+612 9033 9333
Taiwan	008 0112 7513 (toll free)
Thailand	0018 0015 6207 7181 (toll free)
Japan	+81 3 4579 0333

EUROPE, MIDDLE EAST & AFRICA

South Africa	+27 21 673 0103
Germany	+49 69 133 859 00
Switzerland	+41 22 817 9400
United Kingdom	+44 20 7618 2222
Italy	+39 025 849 0415
France	+33 17 6769 810

About MSCI

MSCI (NYSE: MSCI Inc.) strengthens global markets by connecting participants across the financial ecosystem with a common language. Our research-based data, analytics and indexes, supported by advanced technology, set standards for global investors and help our clients understand risks and opportunities so they can make better decisions and unlock innovation. We serve asset managers and owners, private-market sponsors and investors, hedge funds, wealth managers, banks, insurers and corporates.

To learn more, please visit www.msci.com

The process for submitting a formal index complaint can be found on the index regulation page of MSCI's website at: <https://www.msci.com/index-regulation>.

Notice and disclaimer

The data, data feeds, databases, reports, text, graphs, charts, images, videos, recordings, models, metrics, analytics, indexes, ratings, scores, cases, estimates, assessments, software, websites, products, services and other information and materials contained herein or delivered in connection with this notice (collectively, the “Information”) are copyrighted, trade secrets (when not publicly available), trademarks and proprietary property of MSCI Inc. or its subsidiaries (collectively, “MSCI”), MSCI’s licensors, direct or indirect suppliers and authorized sources, and/or any third party contributing to the Information (collectively, with MSCI, the “Information Providers”). All rights in the Information are reserved by MSCI and its Information Providers and user(s) shall not, nor assist others to, challenge or assert any rights in the Information.

Unless you contact MSCI and receive its prior written permission, you must NOT use the Information, directly or indirectly, in whole or in part (i) for commercial purposes, (ii) in a manner that competes with MSCI or impacts its ability to commercialize the Information or its services, (iii) to provide a service to a third party, (iv) to permit a third party to directly or indirectly access, use or resell the Information, (v) to redistribute or resell the Information in any form, (vi) to include the Information in any materials for public dissemination such as fund factsheets, market presentations, prospectuses, and investor information documents (e.g. KIIDs or KIDs), (vii) to create or as a component of any financial products, whether listed or traded over the counter or on a private placement basis or otherwise, (viii) to create any indexes, ratings or other data products, including in derivative works combined with other indexes or data or as a policy, product or performance benchmarks for active, passive or other financial products, (ix) to populate a database, or (x) to train, use as an input to, or otherwise in connection with any artificial intelligence, machine learning, large language models or similar technologies except as licensed and expressly authorized under MSCI’s AI Contracting Supplement at <https://www.msci.com/legal/supplemental-terms-for-client-use-of-artificial-intelligence>.

The intellectual property rights of MSCI and its Information Providers may not be misappropriated or used in a competitive manner through the use of third-party data or financial products linked to the Information, including by using an MSCI index-linked future or option in a competing third-party index to provide an exposure to the underlying MSCI index or by using an MSCI index-linked ETF to create a financial product that provides an exposure to the underlying MSCI index without obtaining a license from MSCI.

The user or recipient of the Information assumes the entire risk of any use it may make, permit or cause to be made of the Information. NONE OF THE INFORMATION PROVIDERS MAKES ANY EXPRESS OR IMPLIED WARRANTIES OR REPRESENTATIONS WITH RESPECT TO THE INFORMATION (OR THE RESULTS TO BE OBTAINED BY THE USE THEREOF), AND TO THE MAXIMUM EXTENT PERMITTED BY APPLICABLE LAW, EACH INFORMATION PROVIDER EXPRESSLY DISCLAIMS ALL IMPLIED WARRANTIES (INCLUDING ANY IMPLIED WARRANTIES OF ORIGINALITY, ACCURACY, TIMELINESS, SUITABILITY, NON-INFRINGEMENT, COMPLETENESS, MERCHANTABILITY AND FITNESS FOR A PARTICULAR PURPOSE) WITH RESPECT TO ANY OF THE INFORMATION. Without limiting any of the foregoing and to the maximum extent permitted by applicable law, in no event shall MSCI or any other Information Provider have any liability arising out of or relating to any of the Information, including for any direct, indirect, special, punitive, consequential (including lost profits) or any other damages, even if notified of the possibility of such damages. The foregoing shall not exclude or limit any liability that may not by applicable law be excluded or limited.

The Information, including index construction, ratings, historical data, or analysis, is not a prediction or guarantee of future performance, and must not be relied upon as such. Past performance is not indicative of future results. The Information may contain back tested data. Back-tested performance based on back-tested data is not actual performance but is hypothetical. There are frequently

material differences between back tested performance results and actual results subsequently achieved by any investment strategy. The Information may include “Signals,” defined as quantitative attributes or the product of methods or formulas that describe or are derived from calculations using historical data. Signals are inherently backward-looking because of their use of historical data, and they are inherently inaccurate, not intended to predict the future and must not be relied upon as such. The relevance, correlations and accuracy of Signals frequently change materially over time.

The Information may include data relating to indicative prices, evaluated pricing or other information based on estimates or evaluations (collectively, “Evaluations”) that are not current and do not reflect real-time traded prices. No evaluation method, including those used by the Information Providers, may consistently generate evaluations or estimates that correspond to actual “traded” prices of any relevant securities or other assets. Evaluations are subject to change at any time without notice and without any duty to update or inform you, may not reflect prices at which actual transactions or collateral calls may occur or have occurred. The market price of securities, financial instruments, and other assets can be determined only if and when executed in the market. There may be no, or may not have been any, secondary trading market for the relevant securities, financial instruments or other assets. Private capital, equity, credit and other assets and their prices may be assessed infrequently, may not be priced on a secondary market, and shall not be relied upon as an explicit or implicit valuation of a particular instrument. Any reliance on fair value estimates and non-market inputs introduces potential biases and subjectivity. Internal Rate of Return metrics are not fully representative without full disclosure of fund cash flows, assumptions, and time horizons.

The Information does not constitute, and must not be relied upon as, investment advice, credit ratings, or proxy advisory or voting services. None of the Information Providers, their products or services, are fiduciaries or make any recommendation, endorsement, or approval of any investment decision or asset allocation. Likewise, the Information does not represent an offer to sell, a solicitation to buy, or an endorsement of any security, financial product, instrument, investment vehicle, or trading strategy, whether or not linked to or in any way based on any MSCI index, rating, subcomponent, or other Information (collectively, “Linked Investments”). The Information should not be relied on and is not a substitute for the skill, judgment and experience of any user when making investment and other business decisions. MSCI is not responsible for any user’s compliance with applicable laws and regulations. All Information is impersonal, not tailored to the needs of any person, entity or group of persons, not objectively verifiable in every respect, and may not be based on information that is important to any user.

It is not possible to invest in an index. Exposure to an asset class or trading strategy or other category represented by an index is only available through third party investable instruments (if any) based on that index. MSCI makes no assurance that any Linked Investments will accurately track index performance or provide positive investment returns. Index returns do not represent results of actual trading of investible assets/securities. MSCI maintains and calculates indexes but does not manage assets. The calculation of indexes and index returns may deviate from the stated methodology. Index returns do not reflect payment of any sales charges or fees an investor may pay to purchase securities underlying the index or Linked Investments. The imposition of these fees and charges would cause the performance of a Linked Investment to be different than the MSCI index performance.

Information provided by MSCI Solutions LLC and certain related entities (“MSCI Solutions”), including materials utilized in MSCI sustainability and climate products, have not been submitted to, nor received approval from any regulatory body. MSCI sustainability and climate offerings, research and data are produced by, and ratings are solely the opinion of MSCI Solutions. Other MSCI products and services may utilize information from MSCI Solutions, Barra LLC or other affiliates. More information

can be found in the relevant methodologies on www.msci.com. MSCI Indexes are administered by MSCI Limited (UK) and MSCI Deutschland GmbH. No regulated use of any MSCI private real assets indexes in any jurisdiction is permitted without MSCI’s express written authorization. The process for applying for MSCI’s express written authorization can be found at: <https://www.msci.com/index-regulation>.

MSCI receives compensation in connection with licensing its indexes and other Information to third parties. MSCI Inc.’s revenue includes fees based on assets in Linked Investments. Information can be found in MSCI Inc.’s company filings on the Investor Relations section of msci.com. Issuers mentioned in MSCI Solutions materials or their affiliates may purchase research or other products or services from one or more MSCI affiliates, manage financial products such as mutual funds or ETFs rated by MSCI Solutions or its affiliates or are based on MSCI Indexes. Constituents of MSCI equity indexes are listed companies, which are included in or excluded from the indexes according to the application of the relevant index methodologies. Constituents in MSCI Inc. equity indexes may include MSCI Inc., clients of MSCI or suppliers to MSCI. MSCI Solutions has taken steps to mitigate potential conflicts of interest and safeguard the integrity and independence of its research and ratings.

MIFID2/MIFIR notice: MSCI Solutions does not distribute or act as an intermediary for financial instruments or structured deposits, nor does it deal on its own account, provide execution services for others or manage client accounts. No MSCI product or service supports, promotes or is intended to support or promote any such activity. MSCI Solutions is an independent provider of sustainability and climate data. All use of indicative prices for carbon credits must comply with any rules specified by MSCI. All transactions in carbon credits must be traded “over-the-counter” (i.e. not on a regulated market, trading venue or platform that performs a similar function to a trading venue) and result in physical delivery of the carbon credits.

You may not remove, alter, or obscure any attribution to MSCI or notices or disclaimers that apply to the Information. MSCI, Barra, RiskMetrics, and other MSCI brands and product names are the trademarks, service marks, or registered trademarks of MSCI or its subsidiaries in the United States and other jurisdictions. The Global Industry Classification Standard (GICS) was developed by and is the exclusive property of MSCI and S&P Dow Jones Indices. “Global Industry Classification Standard (GICS)” is a service mark of MSCI and S&P Dow Jones Indices. Terms such as including, includes, for example, such as and similar terms used herein are without limitation.

MSCI and its Information Providers may use automated technologies and artificial intelligence to help generate content and output incorporated in the Information.

Privacy notice: For information about how MSCI collects and uses personal data, please refer to our Privacy Notice at: <https://www.msci.com/privacy-pledge>. For copyright infringement claims contact us at dmca@msci.com. This notice is governed by the laws of the State of New York without regard to conflict of laws principles.



Clarity Drives Action