

MSCI Physical Risk Metrics – Issuer Level

Assess how physical risks may impact your portfolio, identify companies most exposed, manage your physical risk exposure and build resilience.



Who is at risk and by how much?

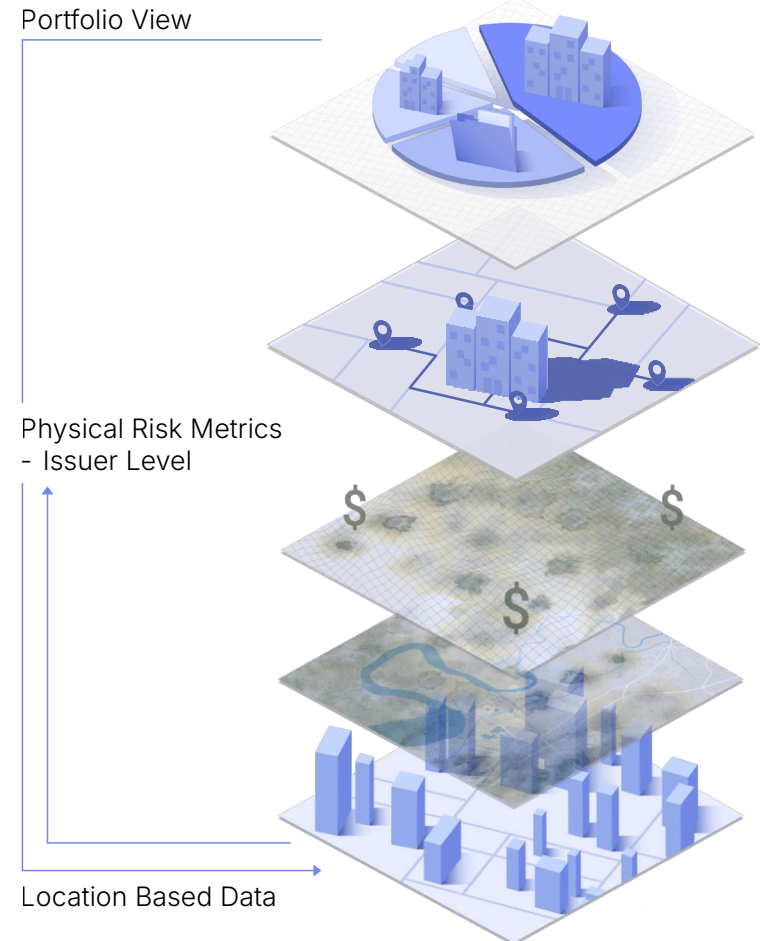
Physical risks to companies are intensifying as floods, wildfires, storms and other climate events grow more frequent, while persistent hazards like earthquakes and volcanic activity continue to threaten operations. Between 2014 and 2023, global economic losses from these events exceeded USD 2 trillion.¹

MSCI's Issuer-Level Physical Risk Metrics, powered by GeoSpatial Asset Intelligence, link company's operating locations directly to hazard data. This enables a scalable, location-aware view of exposure across 30 hazards (as of June 2026) — including both climate-related (e.g., sea-level rise, extreme heat) and non-climate-related natural events (e.g., earthquakes, volcanic ashfall).² We translate this activity-based vulnerability to financial losses— both asset damage and business interruption, to provide current and future physical risk insights.

The additional LLM-powered Adaptation & Resilience Metrics show issuer disclosures where we identify and classify how companies are adjusting to the physical risks they face.³ The metrics also enable identification of adaptation solution providers that could facilitate innovative physical risk management.



1 The economic cost of extreme weather events, Oxera, November 7, 2024.
 2 This broad scope is enabled by our collaboration with Swiss Re, offering a fuller picture of physical risk exposure beyond climate change hazards.
 3 The Adaptation & Resilience Metrics dataset is expected to be available in Q3 2026.



Looking to enhance your investment strategies?



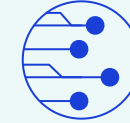
Risk and portfolio management

Conduct materiality assessments, and screen portfolios and loan books for concentrations of specific hazards, loss exposure, and adaptation & resilience opportunities. Adjust allocations using a data-driven approach to manage physical risks across present and future scenarios. We also support the design of custom indexes and the development of new investment solutions to help build resilience to physical risks.



Engagement and advisory

Helps create new opportunities for active ownership, engagement and advisory by identifying high-risk companies and assessing their strategies for adaptation and resilience.



Reporting and disclosure

Designed to help clients align with mandatory and voluntary disclosure frameworks such as TCFD/ISSB, OSFI and IFRS S2. These metrics also support climate stress testing capabilities, enabling firms to better address supervisory expectations.

Who could benefit?

Investment teams

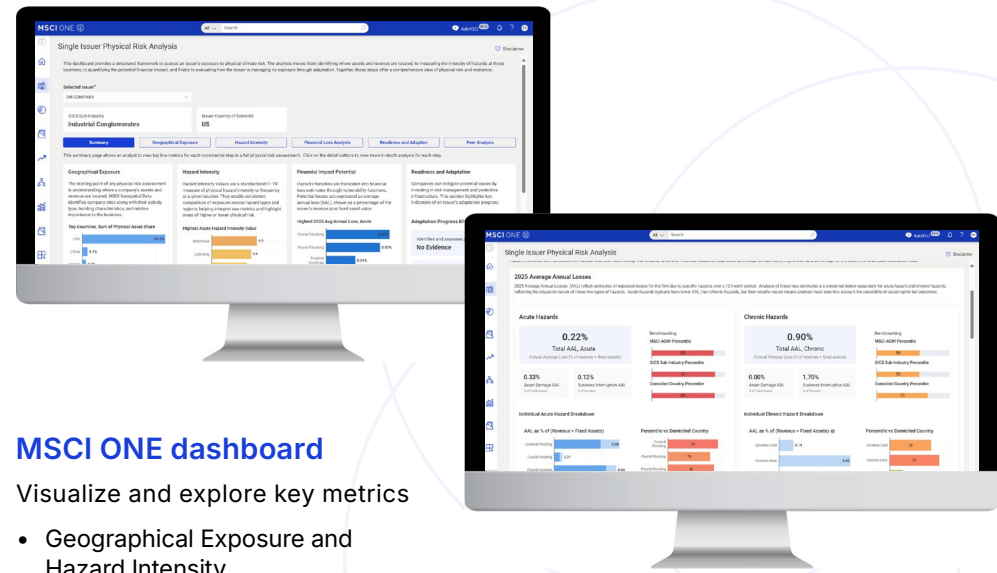
Enables creation of climate-resilient products and identify risk-adjusted return opportunities.

Risk teams

Helps quantify hazard exposure and potential financial losses at the portfolio and issuer level.

Advisory and engagement teams

Support engagement and advisory with high-risk companies and help develop adaptation strategies.



MSCI ONE dashboard

Visualize and explore key metrics

- Geographical Exposure and Hazard Intensity
- Financial Impact Potential
- Readiness, Adaptation and Resilience
- Peer Analysis

Why MSCI?

Scalable intelligence

Rapid screening of systemic vulnerabilities and adaptation & resilience opportunities across listed companies.

Drill down capabilities

Pre-computed aggregation of location-specific data to issuer-level.

Built for risk management and investment use

Enables physical risk management, adaptation & resilience screening and portfolio optimization.

A market leader in hazard coverage

30 hazards through our collaboration with Swiss Re.

Beyond climate change risks

Covers 2 types of physical hazards: Climate-related (e.g., extreme heat) and non-climate-related (e.g., earthquake).

Take the next step

Gain clarity on physical risks. [Contact us](#) for a demo today to discover how MSCI can help you make smarter investment decisions.

About MSCI

MSCI (NYSE: MSCI Inc.) strengthens global markets by connecting participants across the financial ecosystem with a common language. Our research-based data, analytics and indexes, supported by advanced technology, set standards for global investors and help our clients understand risks and opportunities so they can make better decisions and unlock innovation. We serve asset managers and owners, private-market sponsors and investors, hedge funds, wealth managers, banks, insurers and corporates.

To learn more, please visit

The data, data feeds, databases, reports, text, graphs, charts, images, videos, recordings, models, metrics, analytics, indexes, assessments, ratings, scores, software, websites, products, services and other information delivered in connection with this notice (the "Information"): (a) are proprietary information of MSCI and its suppliers, (b) may not be used for commercial purposes without prior written permission from MSCI Inc. or its affiliates ("MSCI"), and (c) are not investment advice and must not be relied on as such. The Information and its use are further subject to the disclaimer at <https://www.msci.com/legal/notice-and-disclaimer>. As detailed therein, MSCI AND ITS SUPPLIERS MAKE NO EXPRESS OR IMPLIED WARRANTIES OF MERCHANTABILITY, FITNESS FOR A PARTICULAR PURPOSE OR OTHERWISE WITH RESPECT TO THE INFORMATION HEREIN AND DISCLAIM ALL LIABILITY TO THE MAXIMUM EXTENT PERMITTED BY LAW. For information about how MSCI collects and uses personal data, refer to <https://www.msci.com/privacy-pledge>.

©2026 MSCI Inc. All rights reserved | CFS0626