

MSCI — A LEADER IN EQUITY INDEXES

40+ YEARS OF BUILDING INNOVATIVE INDEXES



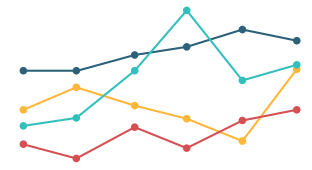
200,000
equity indexes calculated
daily – 11,000 in
real time



99.96%
accuracy levels
in index
production¹



>\$14.8 trillion
in equity assets are
benchmarked
to MSCI indexes globally²



1040+
equity ETFs
based
on MSCI indexes³

A MARKET LEADER

BROAD EQUITIES

>\$4.1 trillion in assets
benchmarked to
MSCI ACWI
index suite²

>\$3.6 trillion in assets
benchmarked to
MSCI World
index suite²


>\$1.8 trillion in assets are
benchmarked to
our **MSCI Emerging
Market** index suite²

>\$1.3 trillion in notional of **MSCI
Index Based Futures
and Options** traded
in Q1 2018¹⁰

ENVIRONMENTAL, SOCIAL AND GOVERNANCE (ESG)

>\$180 billion allocated by global
Asset Owners that
have selected
MSCI ESG indexes⁴

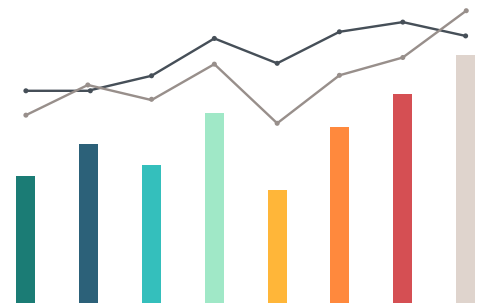
>\$150 billion in institutional, retail and
exchange-traded fund
assets benchmarked to
MSCI ESG Indexes⁹



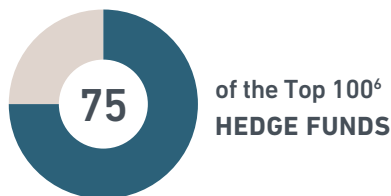
FACTORS

~\$268 billion in assets
benchmarked to
MSCI FACTOR
indexes⁵

65% of the total equity ETF
assets in the low volatility
space are linked to **MSCI
Minimum Volatility** indexes³



WE SERVE THE WORLD'S TOP INVESTORS



¹ Accuracy calculated based on the number of corrections performed over total number of securities or data points covered.

² As of June 30, 2018, as reported on September 30, 2018 by eVestment, Morningstar and Bloomberg.

³ As of September 30, 2018; defined as each share class of an exchange traded fund, as identified by a separate Bloomberg ticker. Only primary listings, and not cross-listings, are counted.

⁴ Based on publicly available information in press releases published from 2014 to date.

⁵ Data as of June, 2018 and reported as of September, 2018 by eVestment, Morningstar, Bloomberg and MSCI.

⁶ Based on Prequin 2017 and MSCI clients as of March, 2018.

⁷ Based on P&I/Tower Watson publication and MSCI clients as of March, 2018.

⁸ Based on latest P&I AUM data and MSCI clients as of March, 2018.

⁹ As of June 2018, based on Bloomberg, Morningstar and MSCI data. Active AUM includes data as of June 2018 reported in September 2018 by eVestment & Morningstar. Data excludes mandate or policy benchmark related assets.

¹⁰ As of March 31, 2018. Based on data from MSCI, ICE Futures US, ICE Futures Europe, CBOE, Eurex, SGX, JSE and DGCX.

The information contained herein (the "Information") may not be reproduced or disseminated in whole or in part without prior written permission from MSCI. The Information may not be used to verify or correct other data, to create indexes, risk models, or analytics, or in connection with issuing, offering, sponsoring, managing or marketing any securities, portfolios, financial products or other investment vehicles. Historical data and analysis should not be taken as an indication or guarantee of any future performance, analysis, forecast or prediction. None of the Information or MSCI index or other product or service constitutes an offer to buy or sell, or a promotion or recommendation of, any security, financial instrument or product or trading strategy. Further, none of the Information or any MSCI index is intended to constitute investment advice or a recommendation to make (or refrain from making) any kind of investment decision and may not be relied on as such. The Information is provided "as is" and the user of the Information assumes the entire risk of any use it may make or permit to be made of the Information. NONE OF MSCI INC. OR ANY OF ITS SUBSIDIARIES OR ITS OR THEIR DIRECT OR INDIRECT SUPPLIERS OR ANY THIRD PARTY INVOLVED IN THE MAKING OR COMPILING OF THE INFORMATION (EACH, AN "MSCI PARTY") MAKES ANY WARRANTIES OR REPRESENTATIONS AND, TO THE MAXIMUM EXTENT PERMITTED BY LAW, EACH MSCI PARTY HEREBY EXPRESSLY DISCLAIMS ALL IMPLIED WARRANTIES, INCLUDING WARRANTIES OF MERCHANTABILITY AND FITNESS FOR A PARTICULAR PURPOSE. WITHOUT LIMITING ANY OF THE FOREGOING AND TO THE MAXIMUM EXTENT PERMITTED BY LAW, IN NO EVENT SHALL ANY OF THE MSCI PARTIES HAVE ANY LIABILITY REGARDING ANY OF THE INFORMATION FOR ANY DIRECT, INDIRECT, SPECIAL, PUNITIVE, CONSEQUENTIAL (INCLUDING LOST PROFITS) OR ANY OTHER DAMAGES EVEN IF NOTIFIED OF THE POSSIBILITY OF SUCH DAMAGES. The foregoing shall not exclude or limit any liability that may not be applicable law be excluded or limited.